



US00D782487S

(12) **United States Design Patent**
Tur

(10) **Patent No.:** **US D782,487 S**
(45) **Date of Patent:** **** Mar. 28, 2017**

- (54) **TEACH PENDANT BUMPER**
- (71) Applicant: **ROBOWORLD MOLDED PRODUCTS, LLC**, West Chester, OH (US)
- (72) Inventor: **Christian A. Tur**, West Chester, OH (US)
- (73) Assignee: **ROBOWORLD MOLDED PRODUCTS, LLC**, West Chester, OH (US)

- D656,135 S 3/2012 Swartz et al.
 - 8,256,612 B1 9/2012 Wang
 - D671,930 S 12/2012 Akana et al.
 - D674,789 S 1/2013 Wen
 - D674,803 S * 1/2013 Westrup A45C 3/02 D14/440
 - D678,262 S 3/2013 Prato
 - D681,483 S 5/2013 Biegert et al.
 - D688,582 S 8/2013 Wilson
 - D688,967 S 9/2013 Wilson
- (Continued)

(**) Term: **15 Years**

(21) Appl. No.: **29/567,234**

(22) Filed: **Jun. 7, 2016**

(51) **LOC (10) Cl.** **14-02**

(52) **U.S. Cl.**
USPC **D14/440**

(58) **Field of Classification Search**
USPC ... D14/250, 440, 447; 206/45.23, 320, 45.2, 206/316.2; 361/679.55; 294/25; 224/218; D9/414
CPC G06F 1/1628; G06F 1/1613; G06F 1/1626; A47B 23/044
See application file for complete search history.

(56) **References Cited**

U.S. PATENT DOCUMENTS

- 5,887,723 A * 3/1999 Myles G06F 1/1626 206/305
- D413,582 S * 9/1999 Tompkins D14/344
- D480,720 S * 10/2003 Sjoberg D14/341
- D531,524 S 11/2006 Behling
- D638,324 S 5/2011 Tang
- D643,433 S 8/2011 Hsieh et al.
- D647,107 S 10/2011 Akana et al.

OTHER PUBLICATIONS

Underwood, Cynthia R.; U.S. Notice of Allowance and Fees Due for Design U.S. Appl. No. 29/559,517; date mailed Jan. 11, 2017; U.S. Patent and Trademark Office; Alexandria, VA.

(Continued)

Primary Examiner — Cynthia Underwood

(74) *Attorney, Agent, or Firm* — Thomas E. Lees, LLC

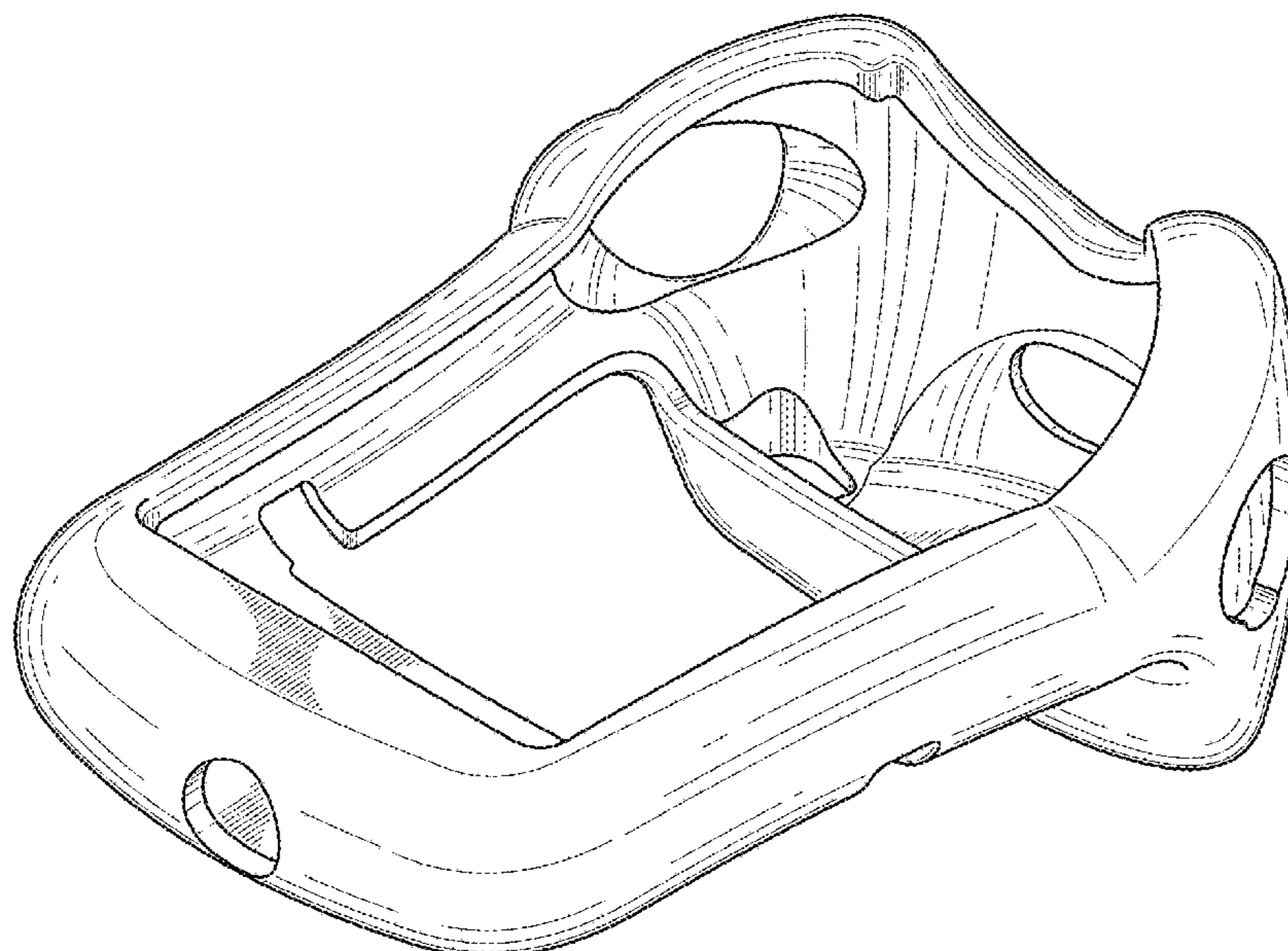
(57) **CLAIM**

The ornamental design for a teach pendant bumper, as shown and described.

DESCRIPTION

FIG. 1 is a perspective view of a teach pendant bumper; FIG. 2 is a left side elevational view of the teach pendant bumper; FIG. 3 is a right side elevational view of the teach pendant bumper; FIG. 4 is a rear side elevational view of the teach pendant bumper; FIG. 5 is a front side elevational view of the teach pendant bumper; FIG. 6 is a top plan view of the teach pendant bumper; and, FIG. 7 is a bottom plan view of the teach pendant bumper.

1 Claim, 7 Drawing Sheets



(56)

References Cited

U.S. PATENT DOCUMENTS

8,523,124 B2 9/2013 Yuan et al.
 D692,006 S * 10/2013 Fujioka D14/440
 D693,709 S 11/2013 Lee et al.
 D703,649 S 4/2014 Wikel et al.
 D711,866 S 8/2014 Kawata
 D714,295 S 9/2014 Fujioka
 D716,312 S 10/2014 Fujioka
 D723,016 S 2/2015 Lee et al.
 D728,549 S 5/2015 Su et al.
 D729,787 S * 5/2015 Soekoro D14/250
 D730,225 S 5/2015 Behar
 D735,198 S 7/2015 Song
 D735,199 S 7/2015 Song
 D735,200 S 7/2015 Song
 D735,586 S 8/2015 Stegmann
 D735,724 S 8/2015 Song
 D736,103 S 8/2015 Behling
 D736,777 S * 8/2015 Rayner D14/440
 D747,707 S * 1/2016 Roberts D14/250
 D751,558 S 3/2016 Lee
 D752,044 S 3/2016 Akana et al.
 D754,133 S 4/2016 Chen et al.
 D756,344 S 5/2016 Roberts et al.
 D761,263 S 7/2016 Brinkman et al.
 D762,201 S 7/2016 Tseng et al.
 D762,202 S 7/2016 Tseng et al.
 D762,203 S 7/2016 Chin et al.
 D766,904 S 9/2016 Jung
 D766,905 S 9/2016 Lee
 D766,906 S 9/2016 Kim
 D767,573 S 9/2016 Kim
 D768,122 S 10/2016 Buffone

D769,879 S 10/2016 Kim
 2006/0274493 A1 * 12/2006 Richardson G06F 1/1626
 361/679.4
 2010/0061191 A1 3/2010 Chen
 2010/0243516 A1 * 9/2010 Martin G11B 31/00
 206/701
 2011/0297578 A1 12/2011 Stiehl et al.
 2012/0043236 A1 2/2012 Szucs et al.
 2012/0182678 A1 7/2012 Wu et al.
 2012/0257340 A1 10/2012 Kim
 2012/0321294 A1 * 12/2012 Tages G03B 17/02
 396/535
 2013/0148271 A1 6/2013 Huang
 2013/0210503 A1 8/2013 Keesling et al.
 2013/0222139 A1 8/2013 Gouge et al.
 2014/0216953 A1 * 8/2014 Su A45C 11/00
 206/37

OTHER PUBLICATIONS

Underwood, Cynthia R.; U.S. Notice of Allowance and Fees Due for Design U.S. Appl. No. 29/560,116; date mailed Jan. 11, 2017; U.S. Patent and Trademark Office; Alexandria, VA.
 Underwood, Cynthia R.; U.S. Notice of Allowance and Fees Due for Design U.S. Appl. No. 29/559,526; date mailed Jan. 11, 2017; U.S. Patent and Trademark Office; Alexandria, VA.
 Underwood, Cynthia R.; U.S. Notice of Allowance and Fees Due for Design U.S. Appl. No. 29/542,840; date mailed Nov. 16, 2016; U.S. Patent and Trademark Office; Alexandria, VA.
 Underwood, Cynthia R.; U.S. Notice of Allowance and Fees Due for Design U.S. Appl. No. 29/545,118; date mailed Nov. 16, 2016; U.S. Patent and Trademark Office; Alexandria, VA.

* cited by examiner

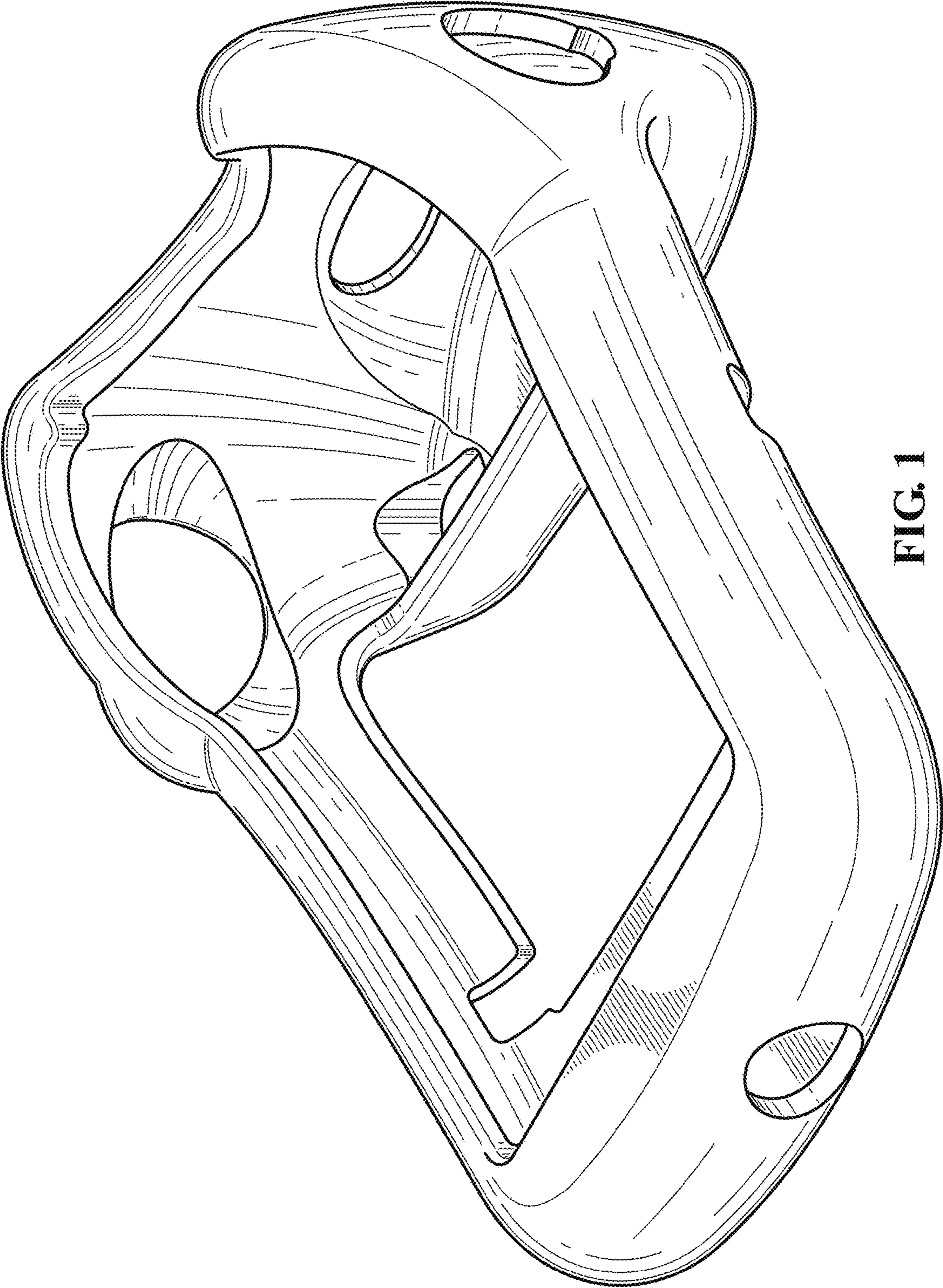


FIG. 1

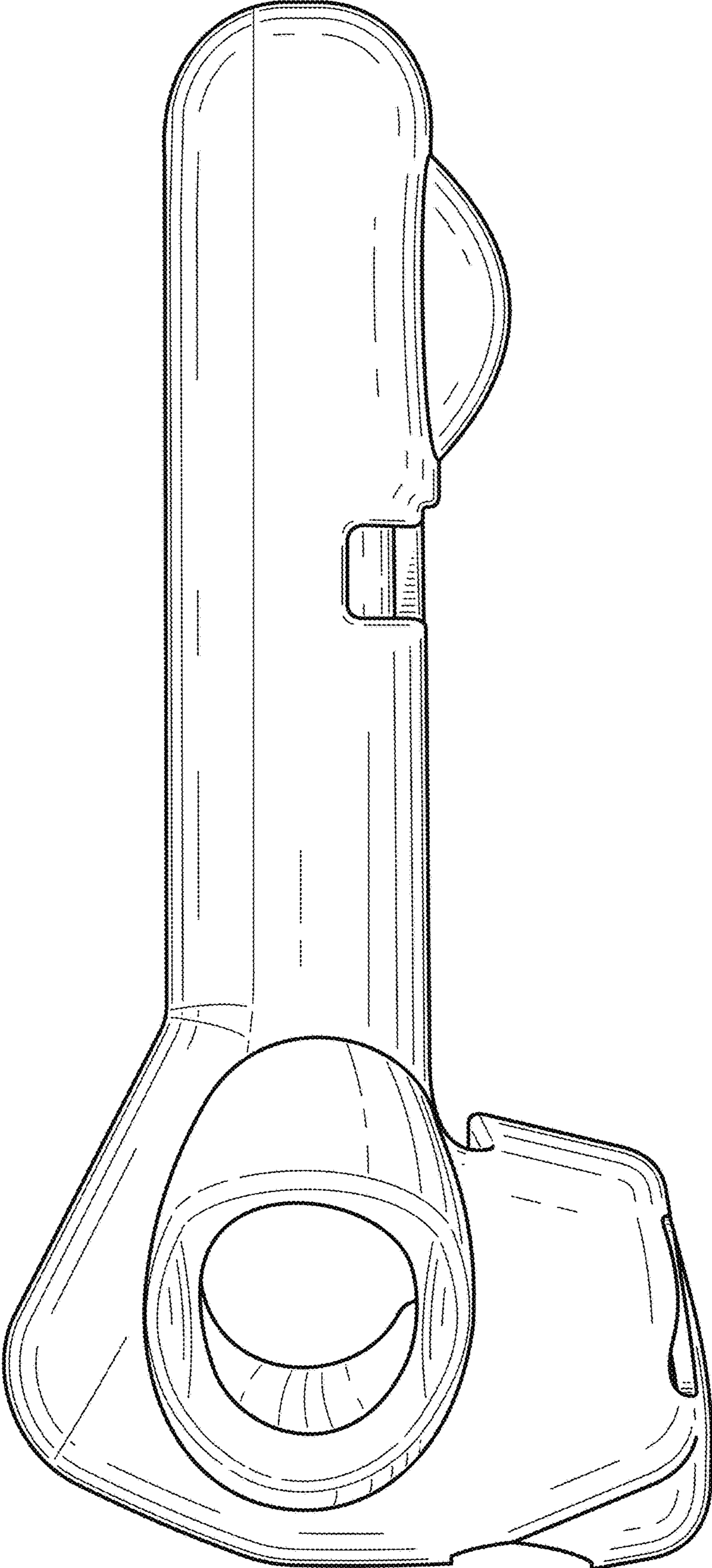


FIG. 2

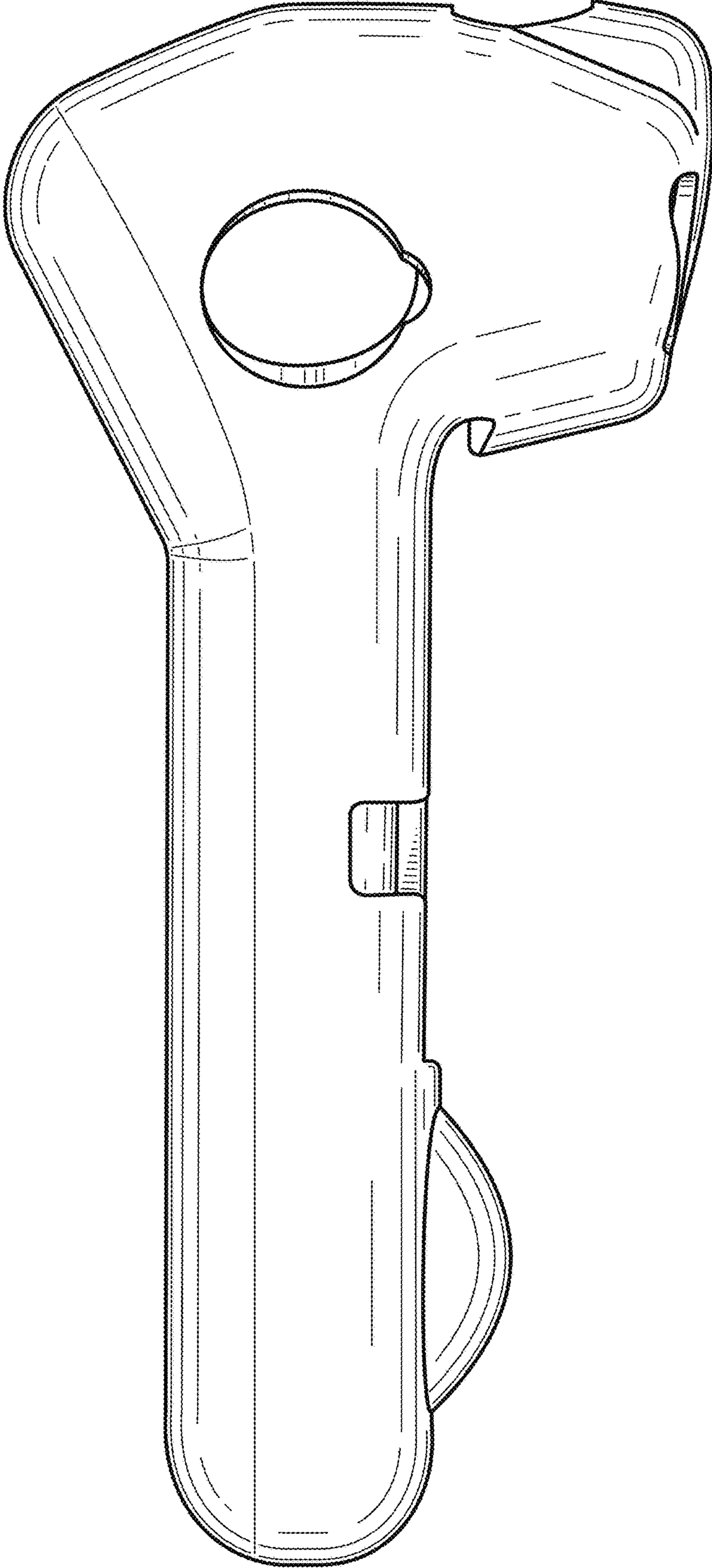


FIG. 3

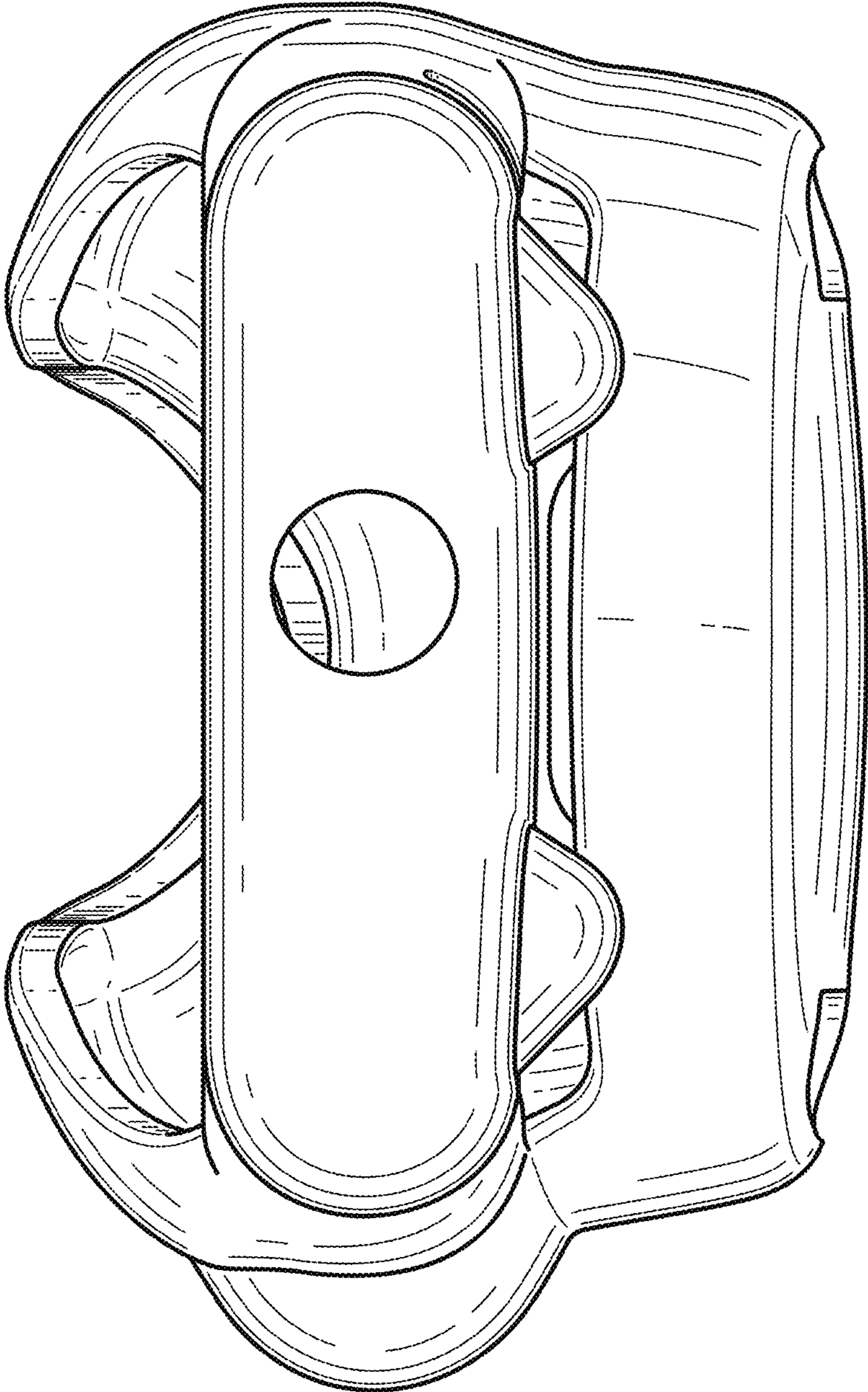


FIG. 4

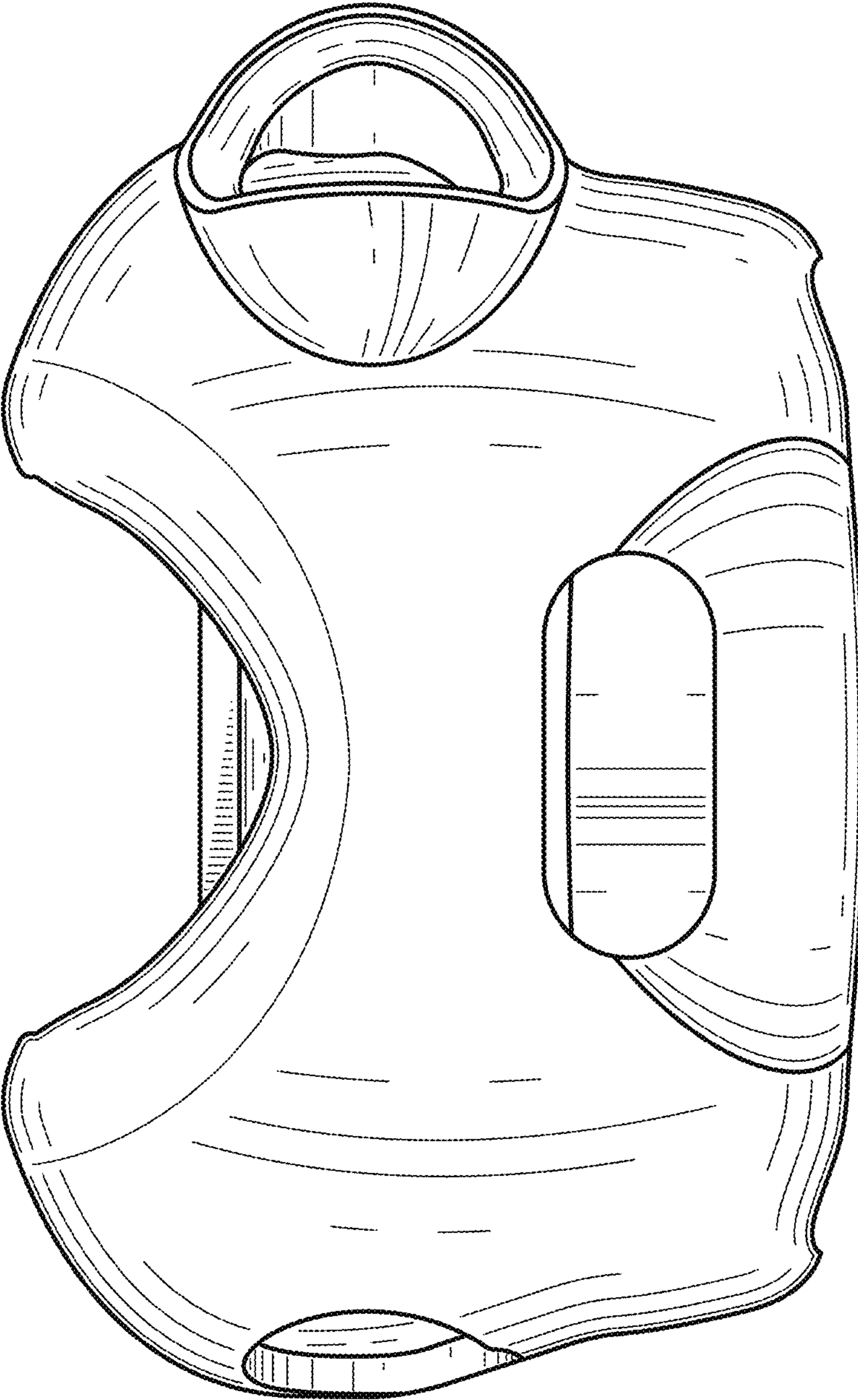


FIG. 5

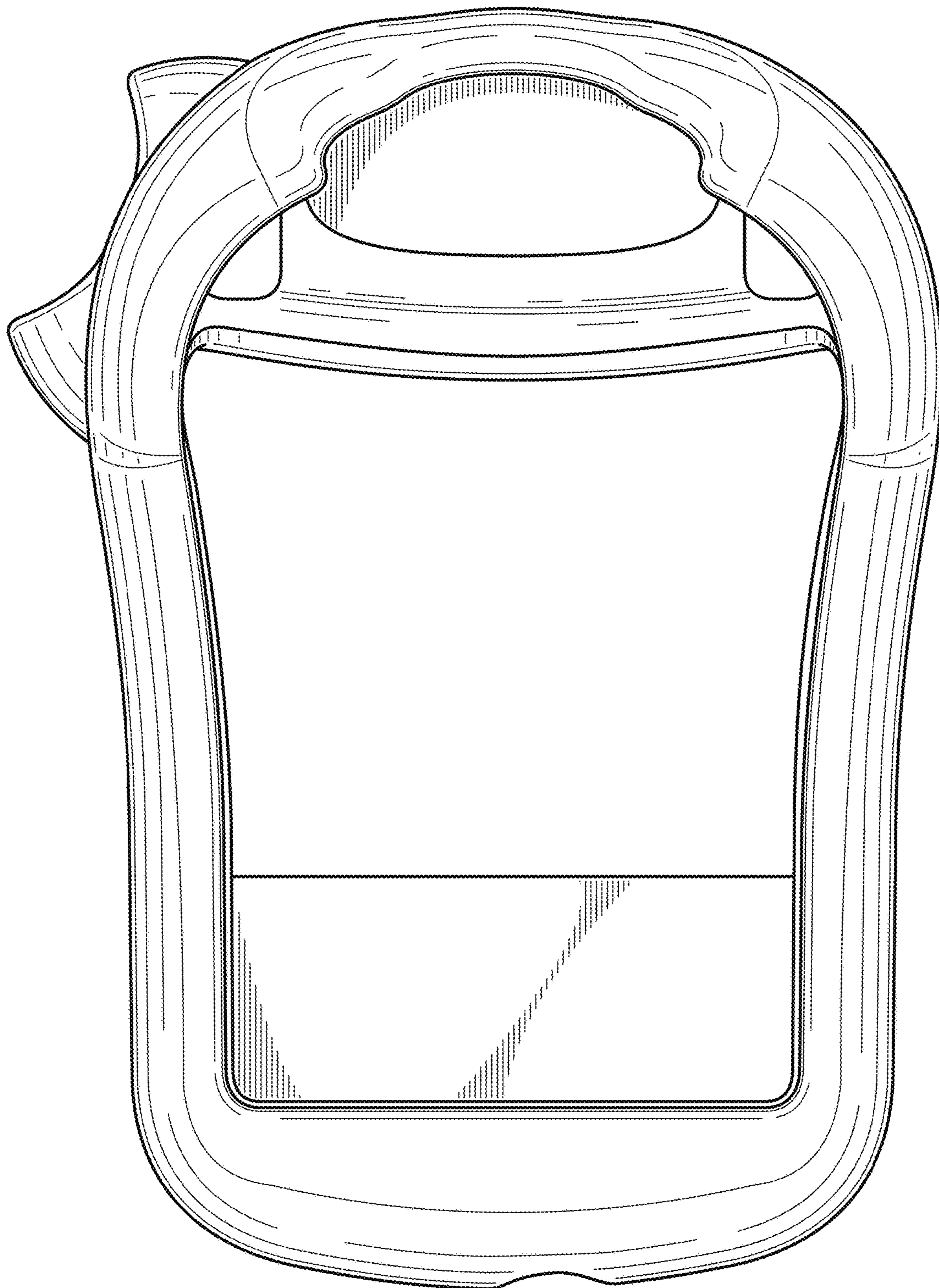


FIG. 6

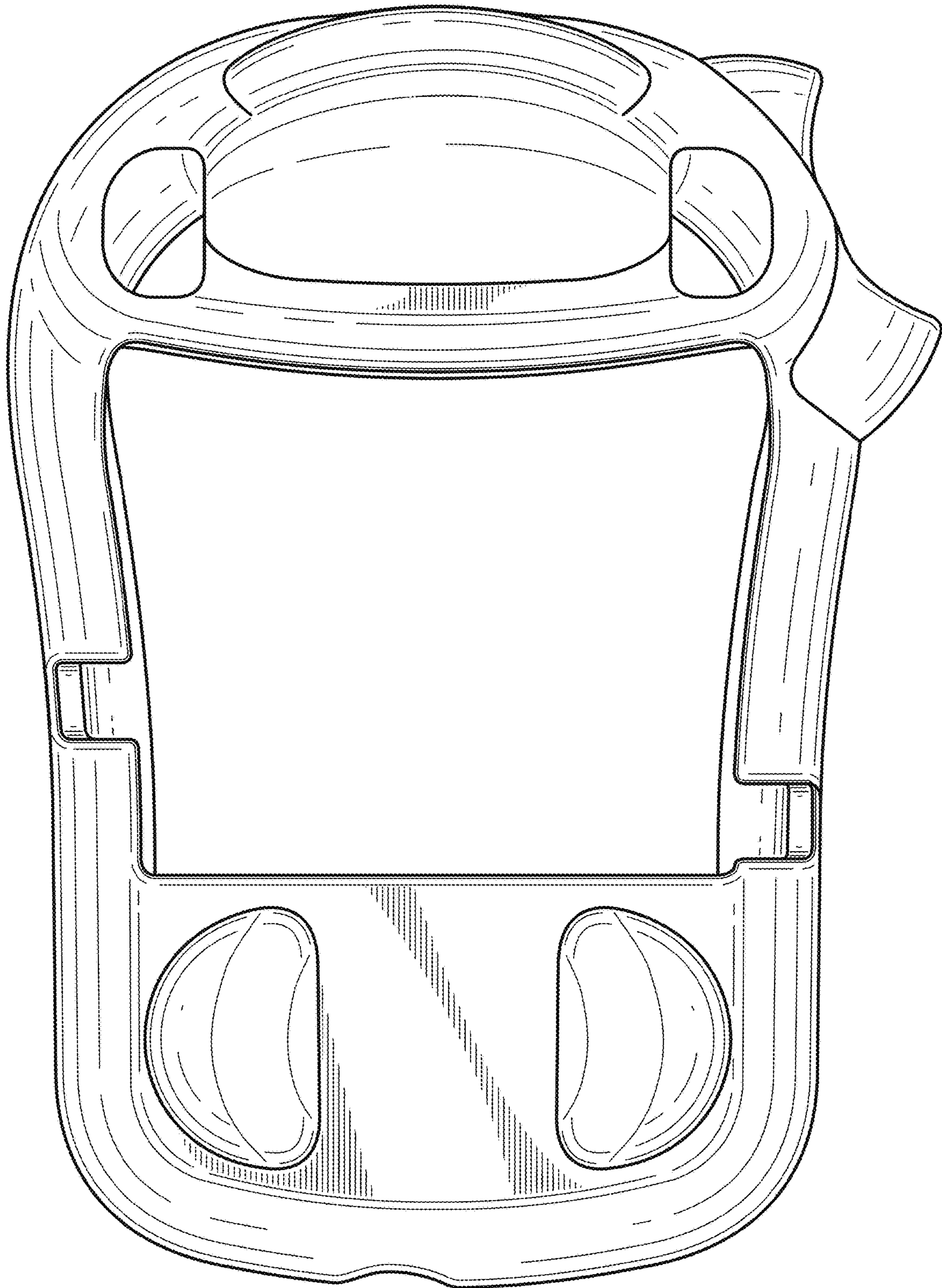


FIG. 7