



US00D782485S

(12) **United States Design Patent**
Cai

(10) **Patent No.:** **US D782,485 S**

(45) **Date of Patent:** **** Mar. 28, 2017**

(54) **USB ADAPTER**

(71) Applicant: **Yong-Yue Cai**, Nin-Bo (CN)

(72) Inventor: **Yong-Yue Cai**, Nin-Bo (CN)

(**) Term: **15 Years**

(21) Appl. No.: **29/562,813**

(22) Filed: **Apr. 29, 2016**

(51) **LOC (10) Cl.** **14-02**

(52) **U.S. Cl.**
USPC **D14/433**

(58) **Field of Classification Search**
USPC D14/356, 432-434, 453, 454, 511, 203.8,
D14/209.1, 238.1, 240, 125; 439/638,
439/928, 105, 502; 710/303, 304;
361/679.41, 679.55, 679.56; D13/110,
D13/133, 146
CPC H01R 24/64; H01R 24/62; H01R 12/714;
H01R 13/506; H01R 13/6658
See application file for complete search history.

(56) **References Cited**

U.S. PATENT DOCUMENTS

D409,150 S	*	5/1999	Davis	D13/147
D416,233 S	*	11/1999	Tsai	D13/147
D574,834 S	*	8/2008	Chen	D14/432
D601,150 S	*	9/2009	Romero	D14/433
D628,537 S	*	12/2010	Nagata	D13/147

D678,285 S	*	3/2013	Chen	D14/433
D709,504 S	*	7/2014	Breines	D14/433
D727,907 S	*	4/2015	Higashi	D14/433
D731,489 S	*	6/2015	Langhammer	D14/433
D743,398 S	*	11/2015	Smith	D14/433
D755,790 S	*	5/2016	Salvatori	D14/433
D757,011 S	*	5/2016	Sakai	D14/433

* cited by examiner

Primary Examiner — Austin Murphy
(74) *Attorney, Agent, or Firm* — Lin & Associates
Intellectual Property, Inc.

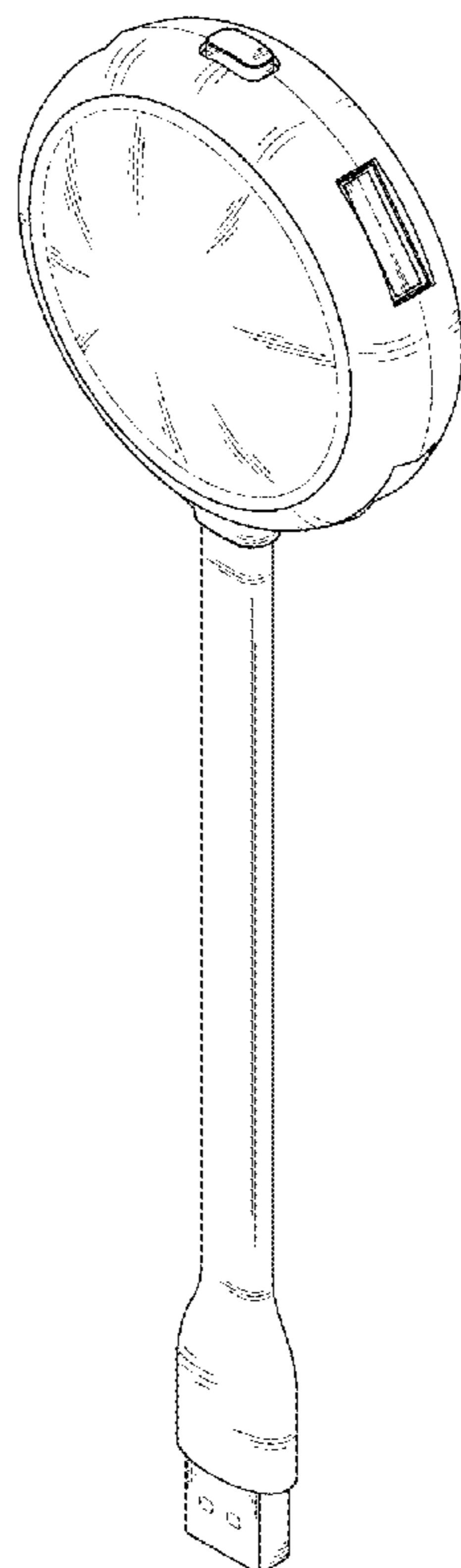
(57) **CLAIM**

The ornamental design for a USB adapter, as shown and described.

DESCRIPTION

FIG. 1 is a perspective view of a USB adapter showing my new design;
FIG. 2 is a front elevational view thereof;
FIG. 3 is a rear elevational view thereof;
FIG. 4 is a left elevational view thereof;
FIG. 5 is a right elevational view thereof;
FIG. 6 is a top view thereof;
FIG. 7 is a bottom view thereof; and,
FIG. 8 is a perspective view of the USB adapter showing that the USB adapter can be curved.

1 Claim, 8 Drawing Sheets



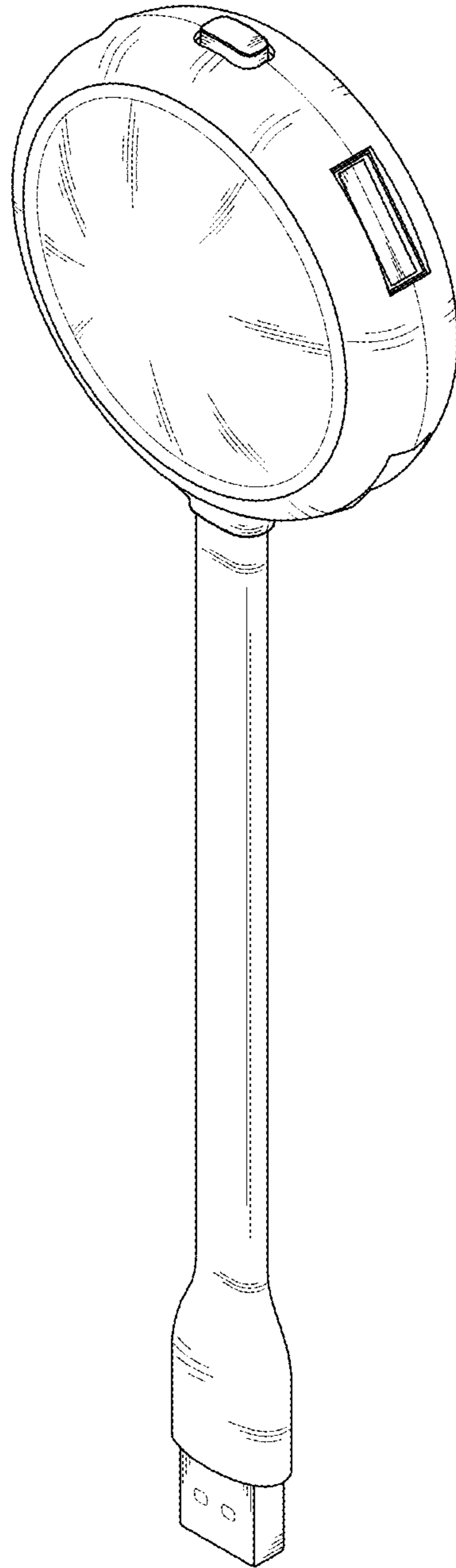


FIG. 1

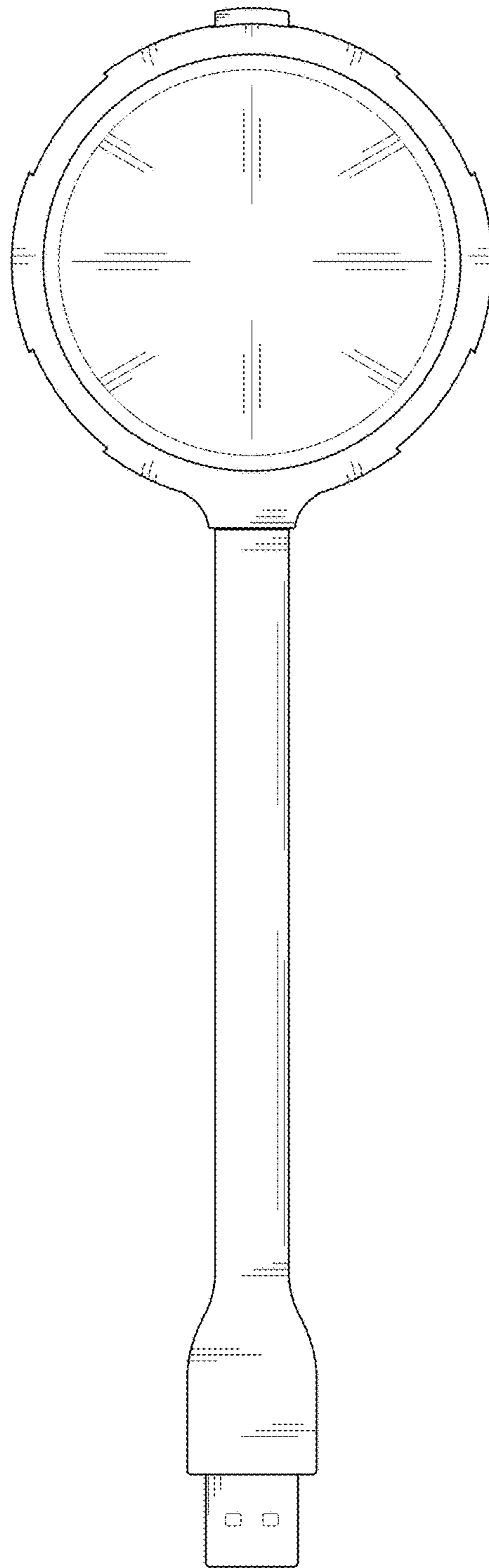


FIG. 2

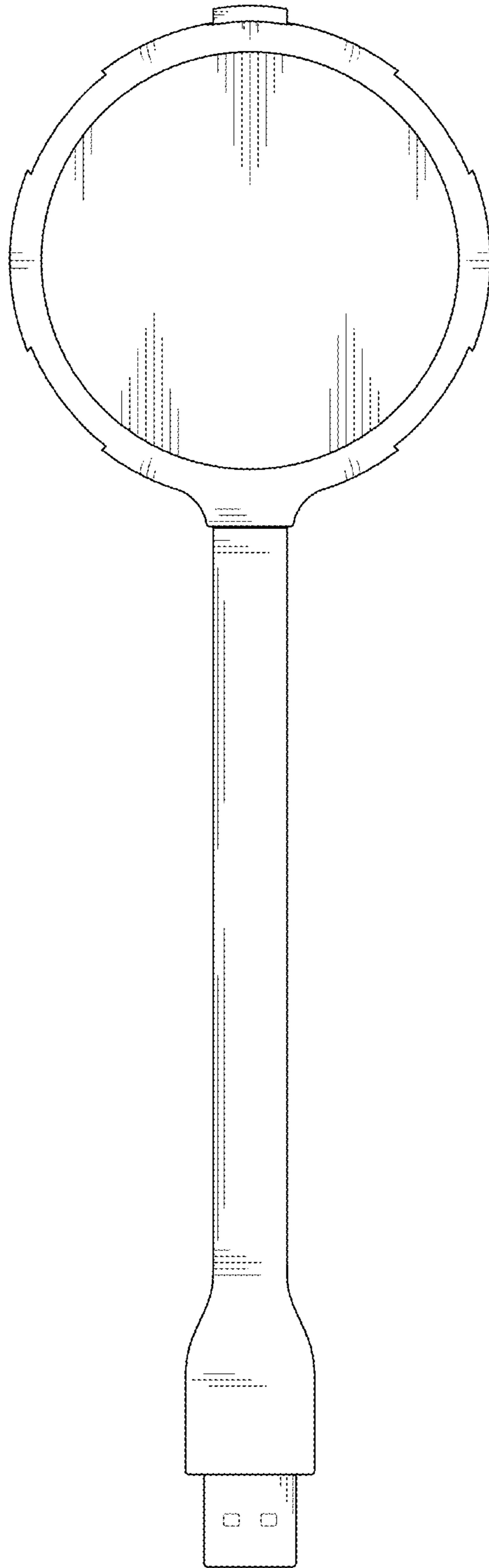


FIG. 3

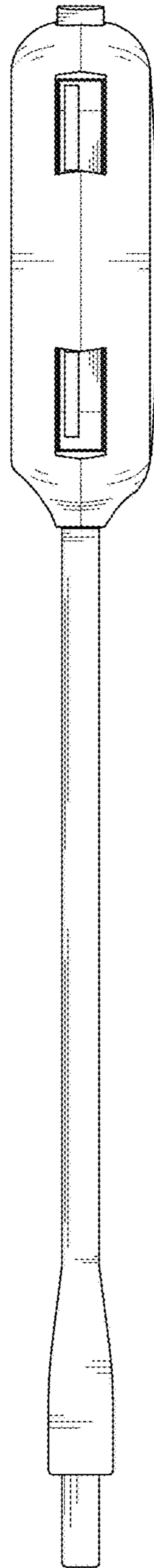


FIG. 4

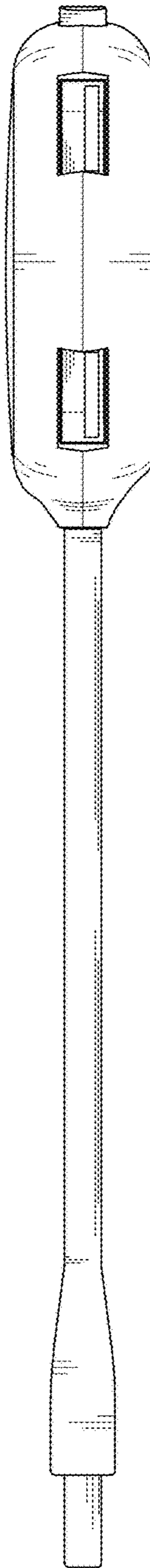


FIG. 5

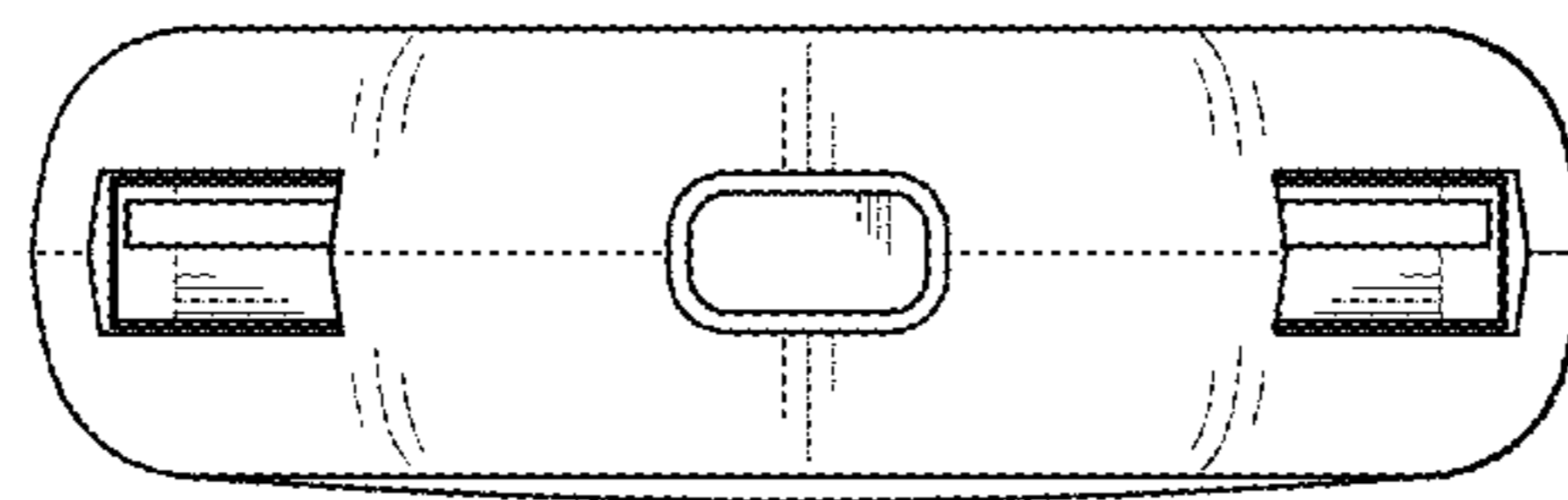


FIG. 6

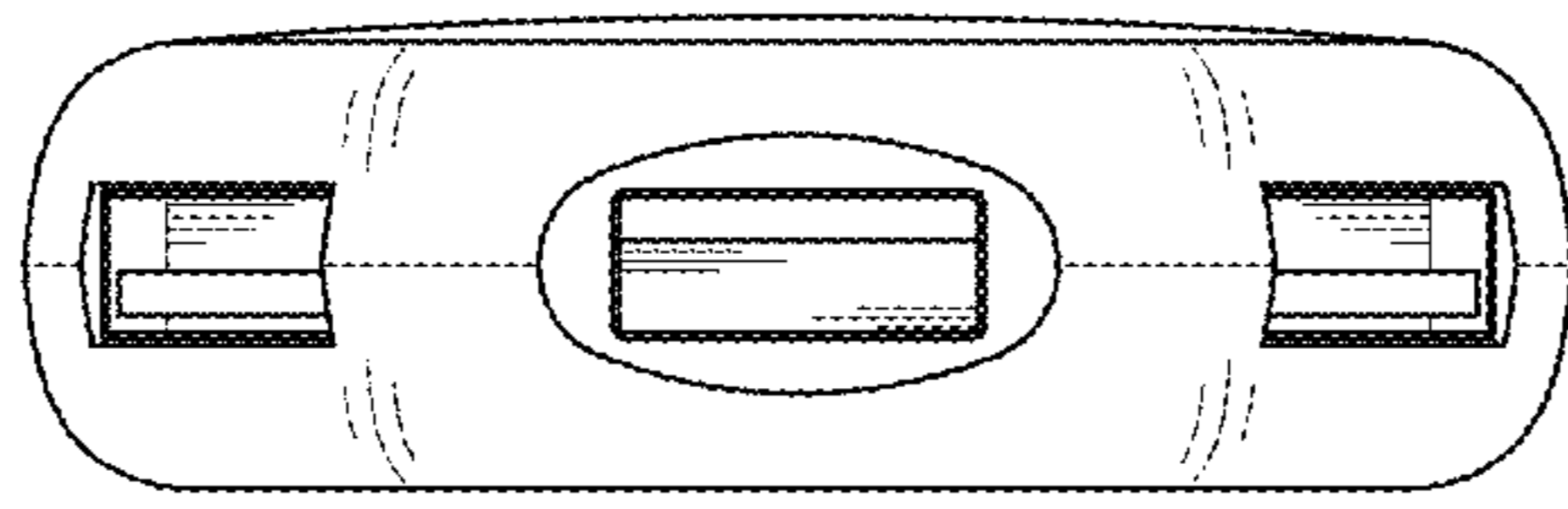


FIG. 7

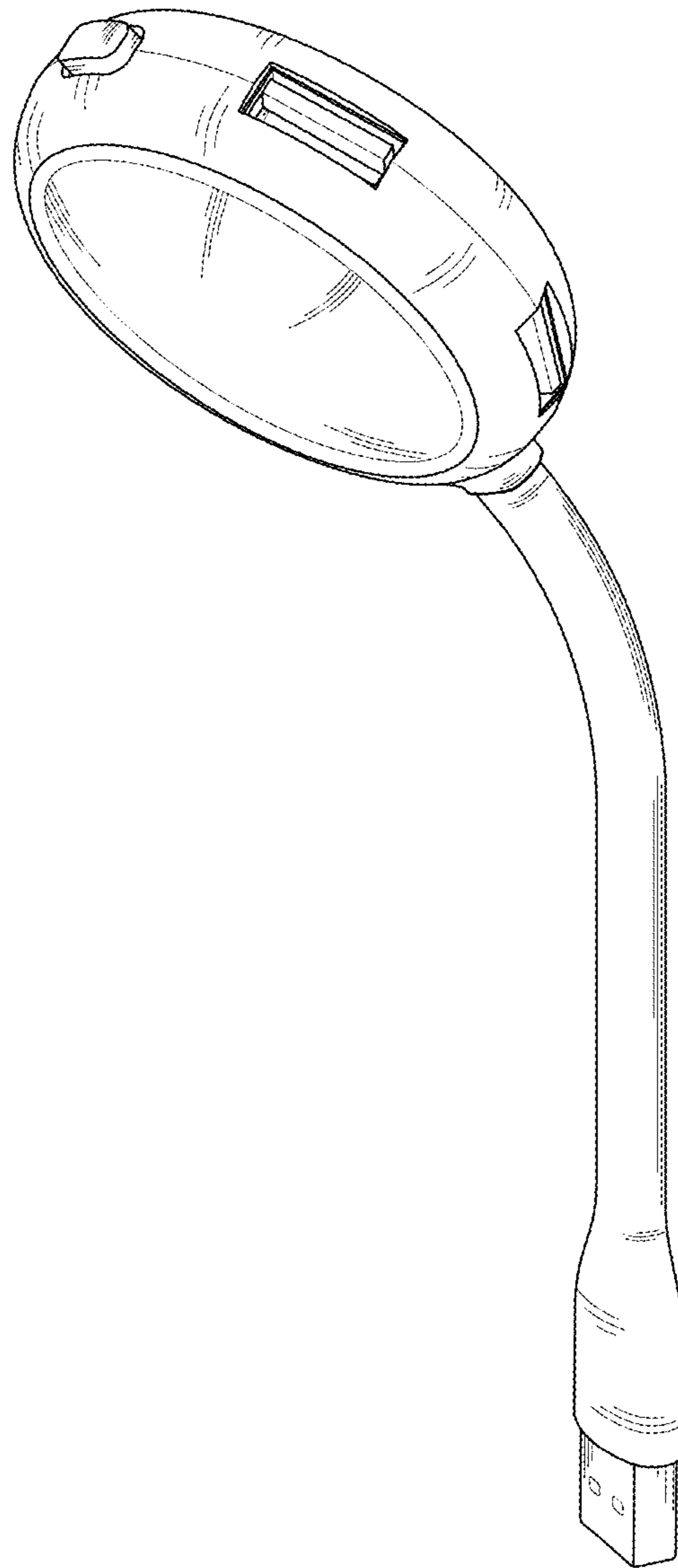


FIG. 8