



US00D782453S

(12) **United States Design Patent**
Kim et al.

(10) **Patent No.:** **US D782,453 S**
(45) **Date of Patent:** **** Mar. 28, 2017**

(54) **MOBILE PHONE**

(71) Applicant: **Samsung Electronics Co., Ltd.**,
Suwon-si (KR)

(72) Inventors: **Dongkyun Kim**, Seoul (KR);
Kukhwan Kim, Seoul (KR); **Donghun Kim**, Seoul (KR); **Sungjin Yum**, Seoul (KR); **Jinie Ryu**, Seoul (KR); **Jiyoung Lee**, Seoul (KR)

(73) Assignee: **Samsung Electronics Co., Ltd.**,
Suwon-si (KR)

(**) Term: **15 Years**

(21) Appl. No.: **29/532,178**

(22) Filed: **Jul. 2, 2015**

(30) **Foreign Application Priority Data**

Mar. 6, 2015 (KR) 30-2015-0011448

(51) **LOC (10) Cl.** **14-03**

(52) **U.S. Cl.**
USPC **D14/248**

(58) **Field of Classification Search**
USPC D14/138 AA, 138 AB, 138 AD, 138 AC,
D14/138 C, 138 G, 138 R, 248, 250, 253,
D14/341, 440; D3/215, 218
CPC H05K 5/0217; H04M 1/03; H04B 1/3888;
H04N 5/2252; A45C 2011/002
See application file for complete search history.

(56) **References Cited**

U.S. PATENT DOCUMENTS

D572,229 S * 7/2008 Kim D14/138 AD
D595,285 S * 6/2009 Rouger D14/248

D622,692 S * 8/2010 McWilliam D14/138 G
D664,517 S * 7/2012 Sutherland D14/138 G
D675,180 S * 1/2013 Zhang D14/138 G
D675,181 S * 1/2013 Morgenroth D14/138 G
D681,026 S * 4/2013 Weller D14/250
D683,322 S * 5/2013 Derby D14/138 G
D687,406 S * 8/2013 Xia D14/138 G
D698,767 S * 2/2014 Son D14/248
D698,768 S * 2/2014 Son D14/248
D702,203 S * 4/2014 Son D14/138 G
D707,649 S * 6/2014 Choi D14/138 G
D709,473 S * 7/2014 Kim D14/138 G
D716,751 S * 11/2014 Lee D14/138 AB
D720,713 S * 1/2015 Huang D14/138 G

(Continued)

Primary Examiner — Sheryl Lane

Assistant Examiner — Calvin E Vansant

(74) *Attorney, Agent, or Firm* — NSIP Law

(57) **CLAIM**

We claim the ornamental design for a mobile phone, as shown and described.

DESCRIPTION

FIG. 1 is a rear perspective view of a mobile phone showing our new design;

FIG. 2 is a front view thereof;

FIG. 3 is a rear view thereof;

FIG. 4 is a left-side view thereof;

FIG. 5 is a right-side view thereof;

FIG. 6 is a top view thereof;

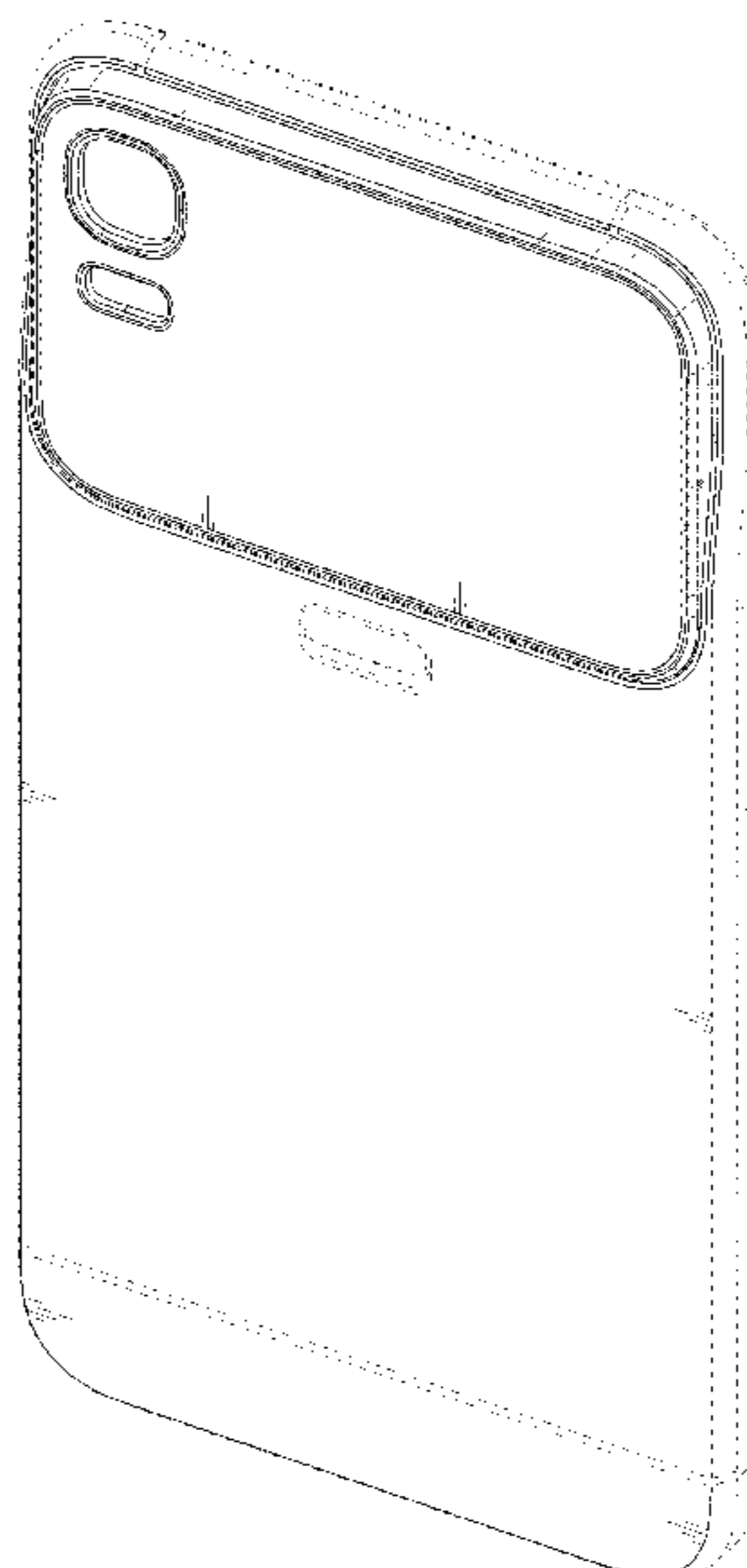
FIG. 7 is a bottom view thereof;

FIG. 8 is a front perspective view thereof; and,

FIG. 9 is an exploded rear perspective view thereof.

The short dash-dash broken line in the figures represents unclaimed portions of the mobile phone and the dot-dash broken line in FIG. 9 defines the bounds of the claimed design; the broken lines form no part of the claimed design.

1 Claim, 9 Drawing Sheets



(56)

References Cited

U.S. PATENT DOCUMENTS

D729,786 S *	5/2015	Lee	D14/250
D749,534 S *	2/2016	Liu	D14/138 G
D756,980 S *	5/2016	Beeman	D14/250
D764,458 S *	8/2016	Jobetto	D14/341
D766,863 S *	9/2016	Huang	D14/138 G

* cited by examiner

FIG. 1

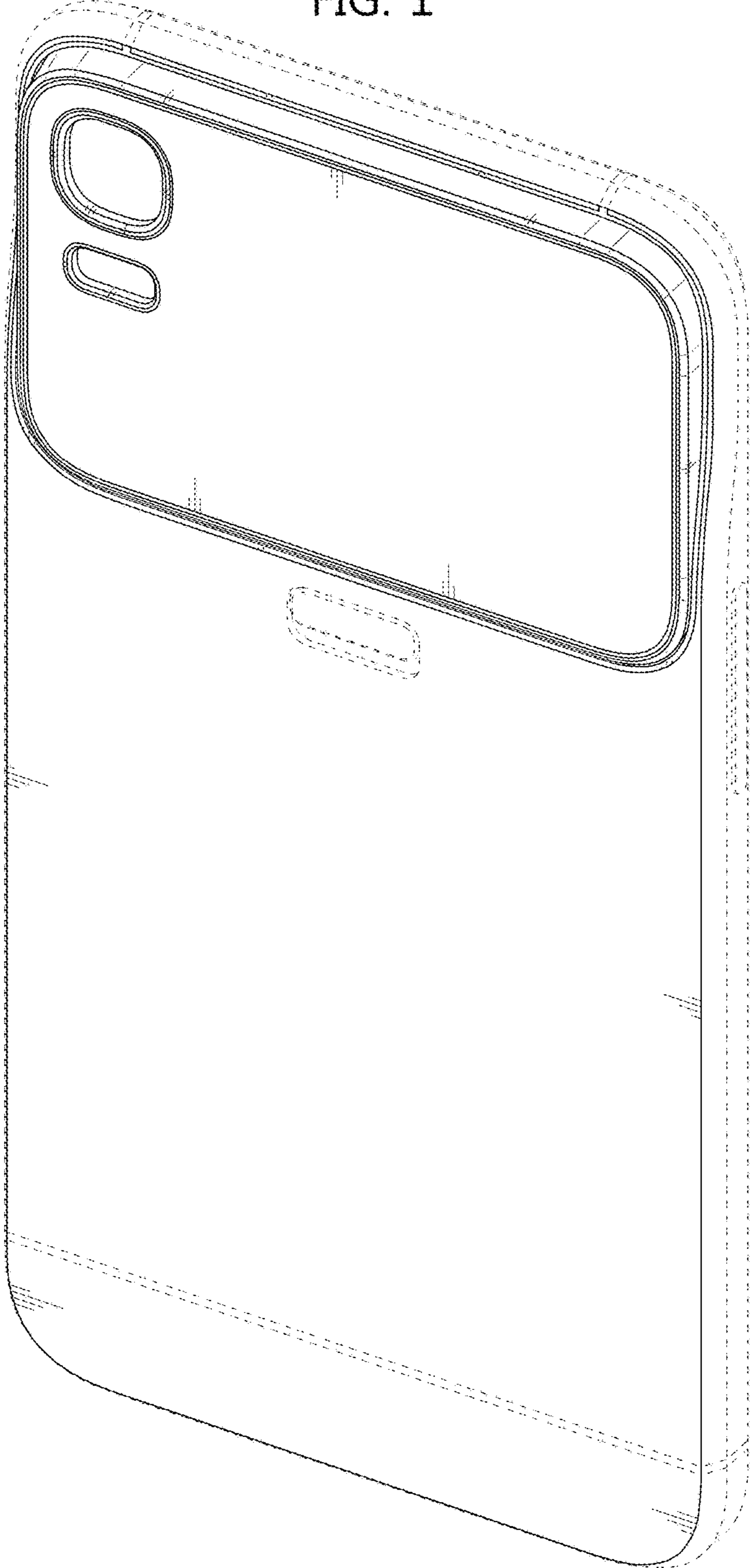


FIG. 2




FIG. 3

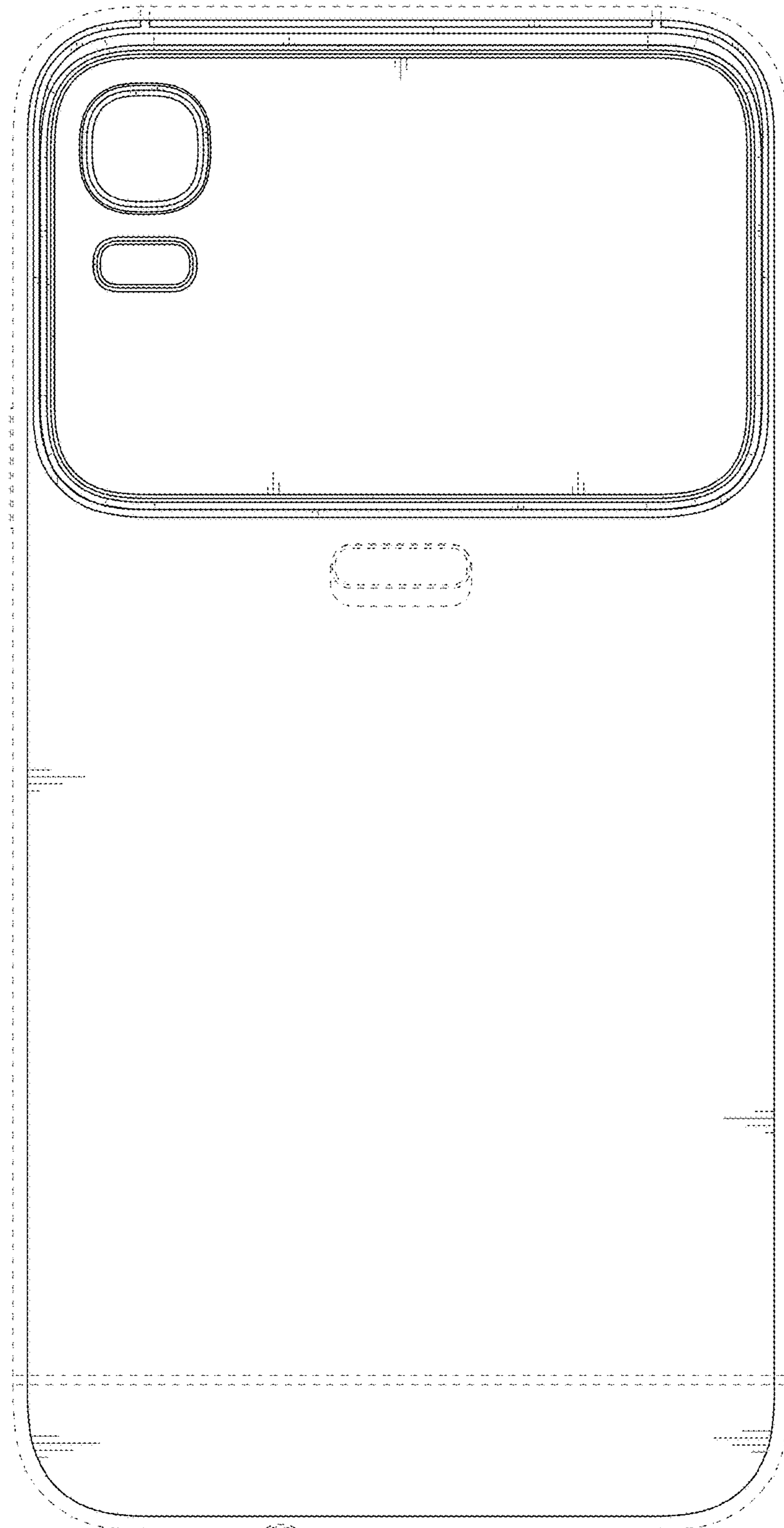


FIG. 4

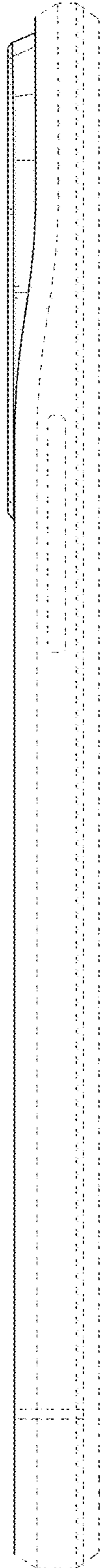


FIG. 5

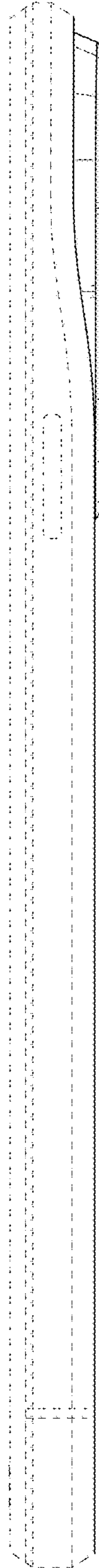


FIG. 6

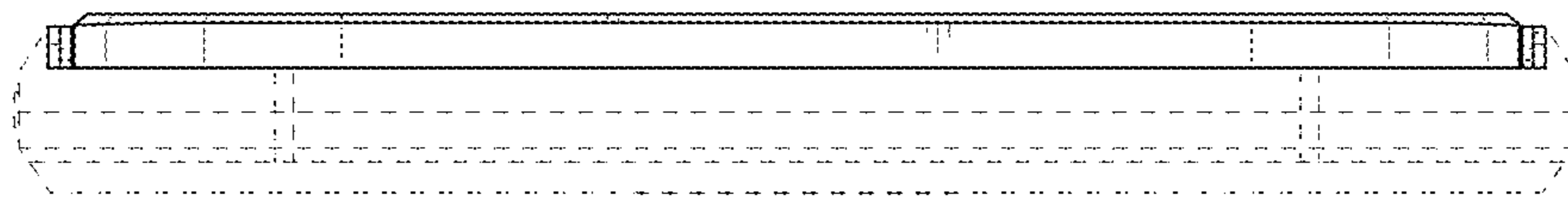


FIG. 7

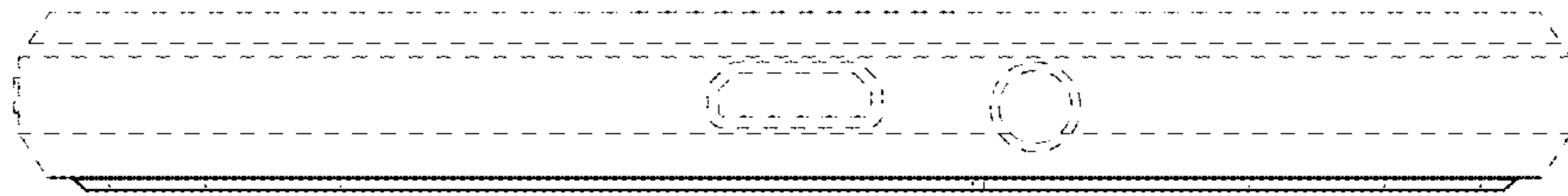


FIG. 8




FIG. 9

