



US00D782442S

(12) **United States Design Patent**
Chen

(10) **Patent No.:** **US D782,442 S**
(45) **Date of Patent:** **** Mar. 28, 2017**

- (54) **WIRELESS EARPHONE**
- (71) Applicant: **Shukang Chen**, DongGuan (CN)
- (72) Inventor: **Shukang Chen**, DongGuan (CN)
- (**) Term: **15 Years**
- (21) Appl. No.: **29/535,674**
- (22) Filed: **Aug. 10, 2015**
- (51) **LOC (10) Cl.** **14-01**
- (52) **U.S. Cl.**
USPC **D14/205**
- (58) **Field of Classification Search**
USPC D14/205, 223; 181/129, 130, 135;
379/430, 431; 381/380, 381, 74, 385,
381/374, 377, 379; 455/90.3, 575.1
CPC H04R 1/10; H04R 25/00; H04R 1/105;
H04R 1/1016; H04R 1/1066; H04R
1/1033; H04R 25/65
See application file for complete search history.

D673,531 S *	1/2013	Lee	D14/223
D676,026 S *	2/2013	Lee	D14/223
D683,333 S *	5/2013	Lee	D14/223
D685,764 S *	7/2013	Coulter	D14/205
D691,580 S *	10/2013	Cho	D14/205
D698,750 S *	2/2014	Yoon	D14/205
D711,858 S *	8/2014	Yang	D14/223
D718,273 S *	11/2014	Harata	D14/205
D718,745 S *	12/2014	Thompson	D14/223
D737,251 S *	8/2015	Thompson	D14/223
2009/0304220 A1 *	12/2009	Fujikura	H04R 1/1091 381/380
2010/0166208 A1 *	7/2010	Kato	H04R 1/1033 381/74
2010/0202626 A1 *	8/2010	Shiori	G06F 3/017 381/74
2012/0183152 A1 *	7/2012	Hankey	H01H 9/0228 381/74

* cited by examiner

Primary Examiner — Paula Greene

(57) **CLAIM**

The ornamental design for wireless earphone, as shown and described.

(56) **References Cited**

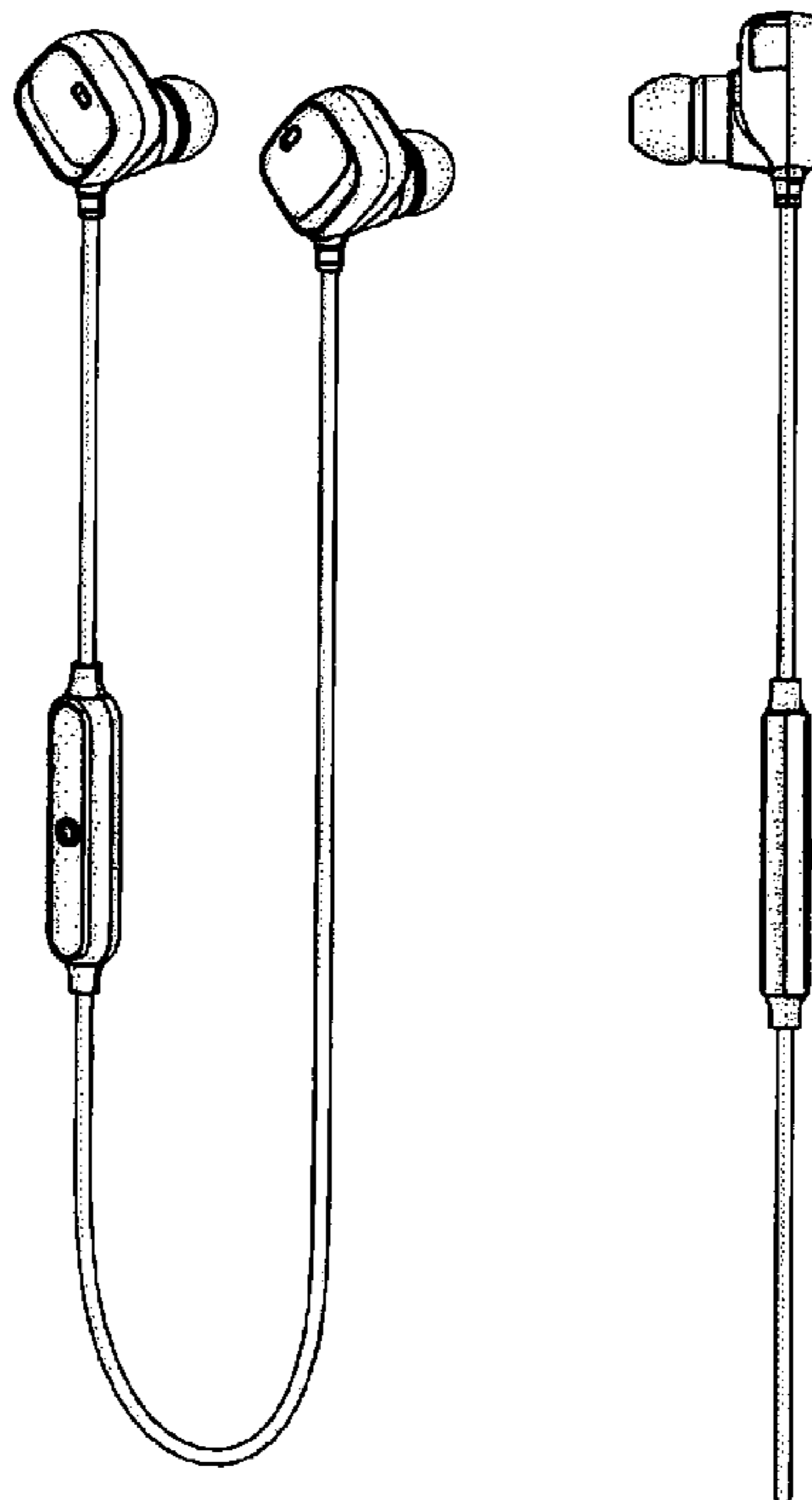
U.S. PATENT DOCUMENTS

D318,670 S *	7/1991	Taniguchi	D14/205
D326,655 S *	6/1992	Iribe	D14/192
D539,782 S *	4/2007	Lee	D14/188
D550,657 S *	9/2007	Gan	D14/223
D569,841 S *	5/2008	Chung	D14/205
D584,283 S *	1/2009	Soetejo	D14/205
D637,998 S *	5/2011	Brunner	D14/205
D643,830 S *	8/2011	Fish	D14/205
D652,822 S *	1/2012	Lee	D14/223
D658,157 S *	4/2012	McManigal	D14/205

DESCRIPTION

FIG. 1 is a perspective view of wireless earphone showing my new design;
FIG. 2 is a front elevational view thereof;
FIG. 3 is a rear elevational view thereof;
FIG. 4 is a left side elevational view thereof;
FIG. 5 is a right side elevational view thereof;
FIG. 6 is a top plan view thereof; and,
FIG. 7 is a bottom plan view thereof.

1 Claim, 7 Drawing Sheets



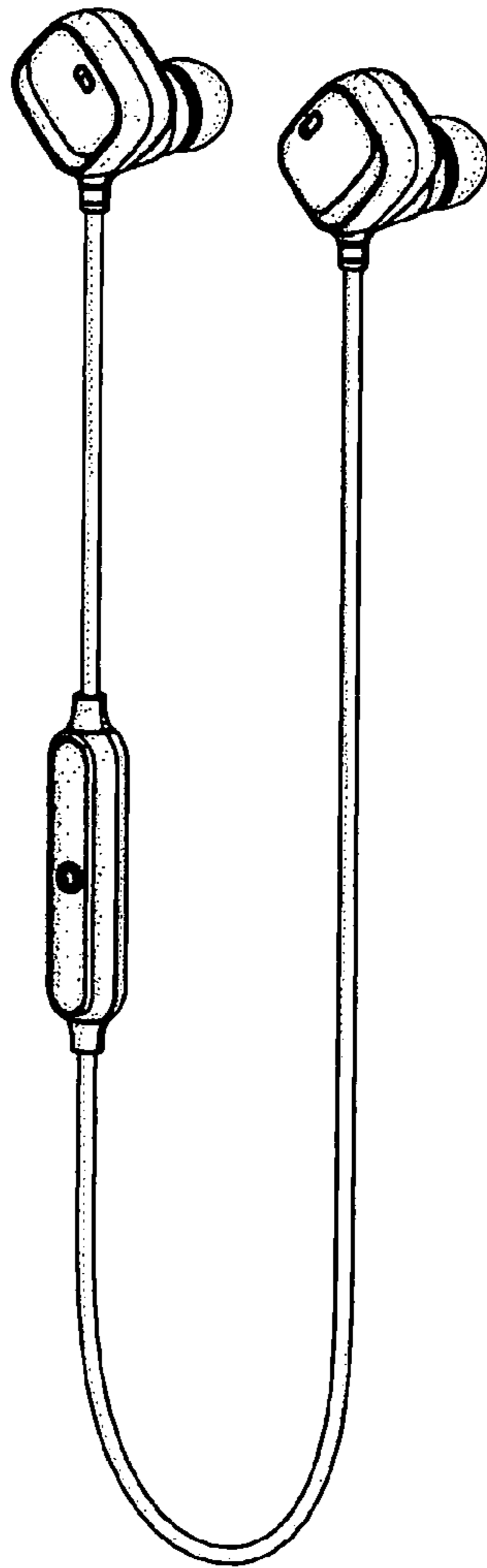


FIG. 1

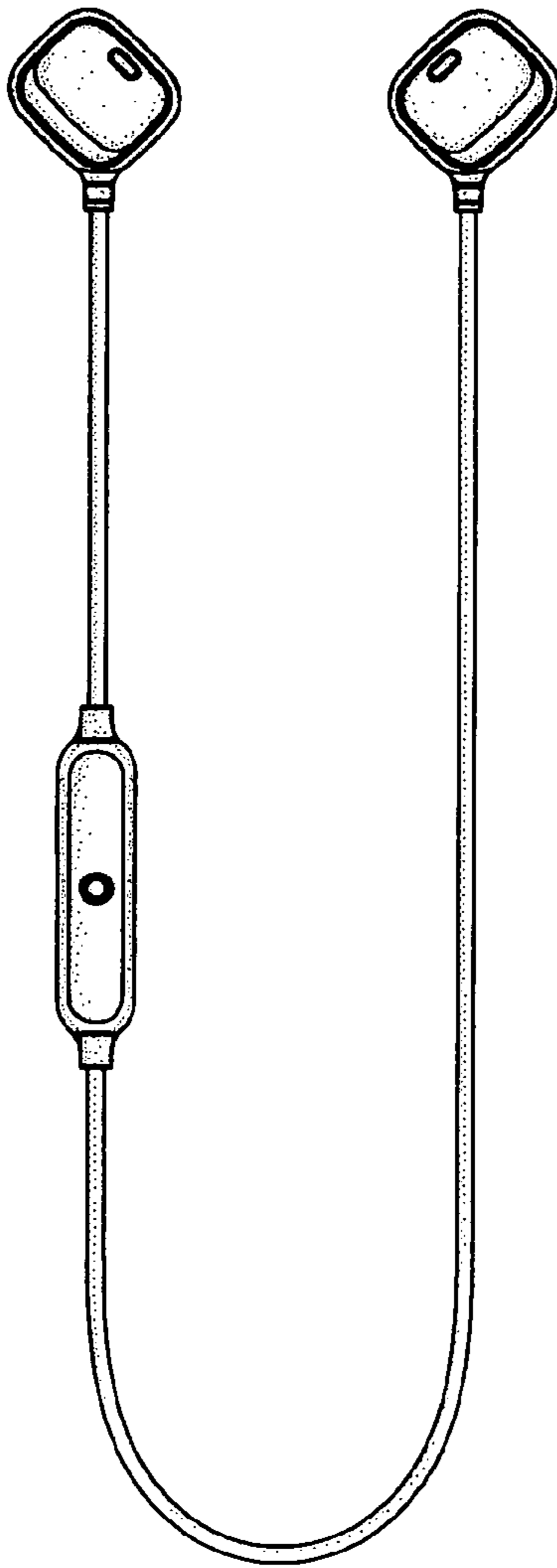


FIG. 2

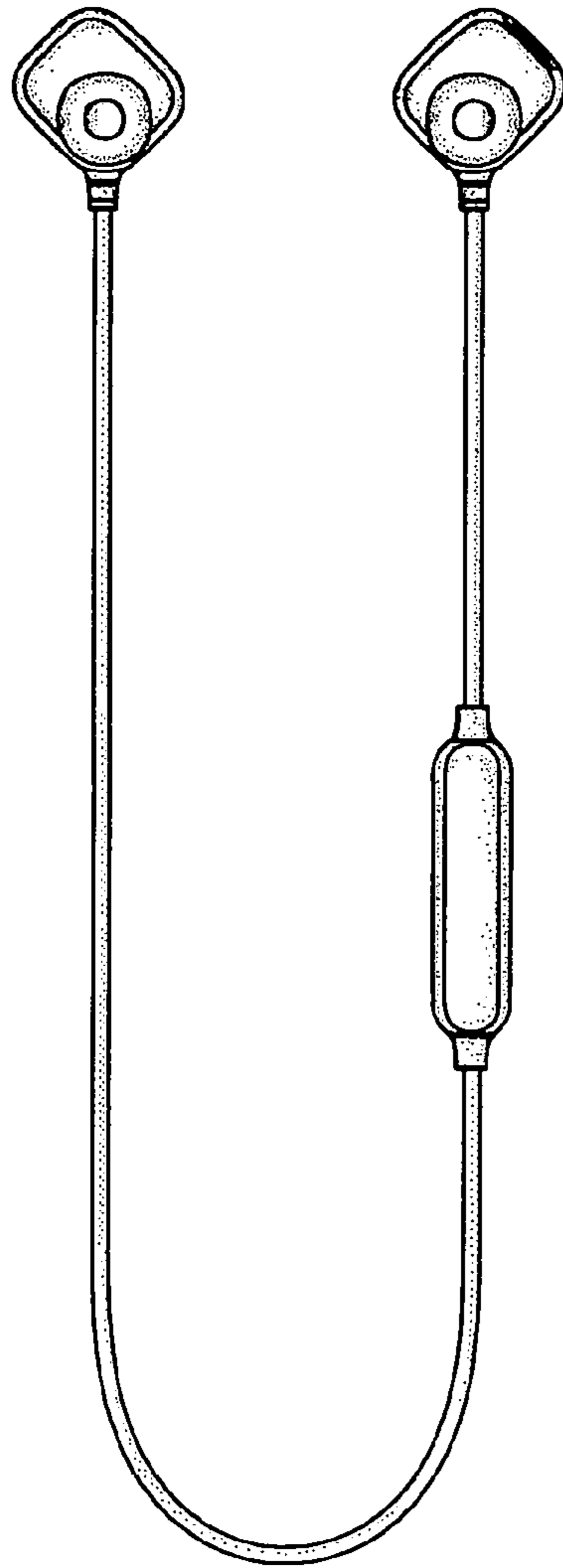


FIG. 3




FIG. 4

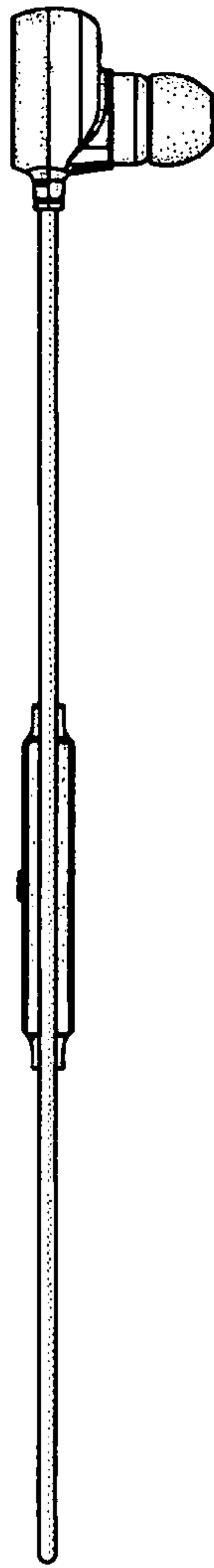


FIG. 5

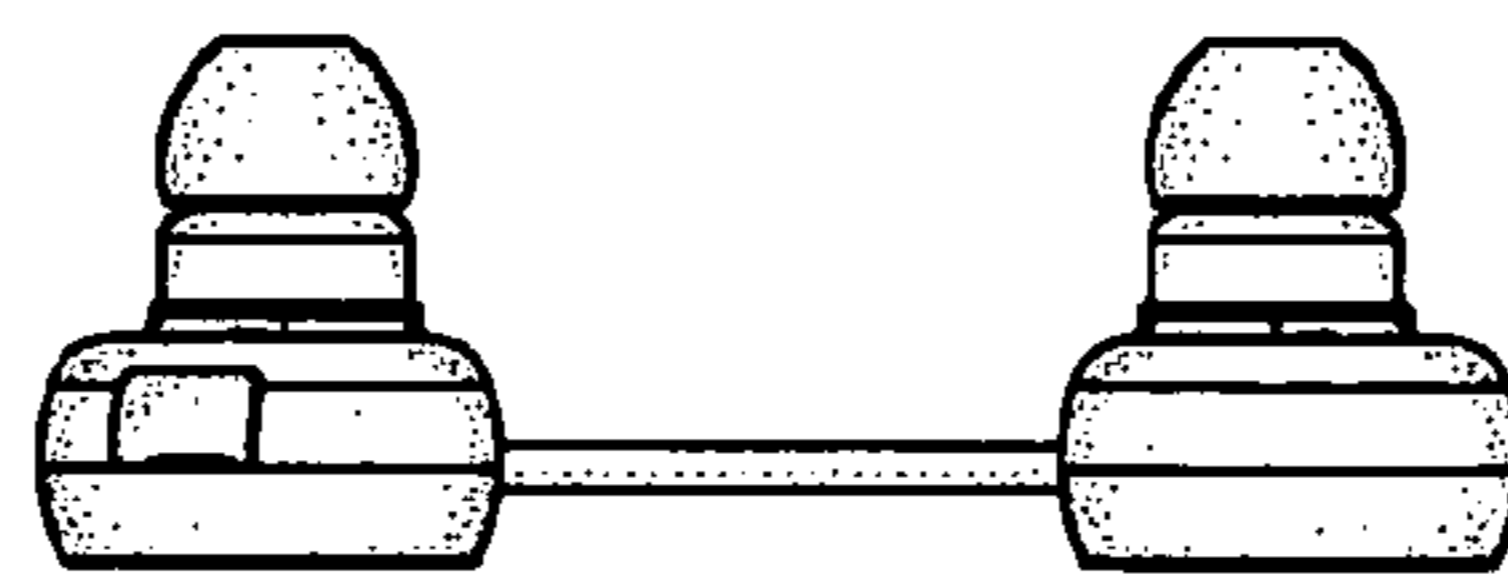


FIG. 6

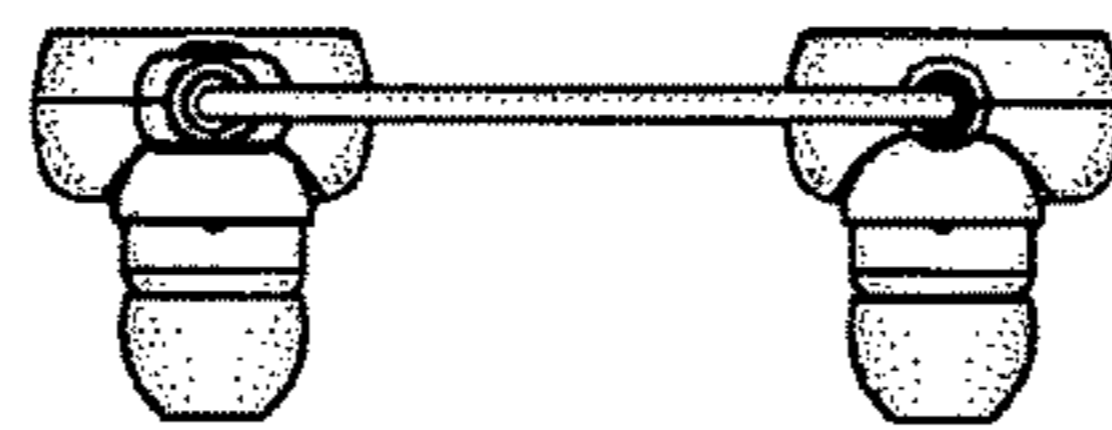


FIG. 7