



US00D782439S

(12) **United States Design Patent**
Choo et al.

(10) **Patent No.:** **US D782,439 S**
(45) **Date of Patent:** **** Mar. 28, 2017**

(54) **MOBILE PHONE**

(71) Applicant: **LG ELECTRONICS INC.**, Seoul (KR)

(72) Inventors: **Zhimin Choo**, Seoul (KR); **Sanghyuck Lee**, Seoul (KR); **Hyunjin Yoon**, Seoul (KR); **Seihyun Cho**, Seoul (KR)

(73) Assignee: **LG ELECTRONICS INC.**, Seoul (KR)

(**) Term: **14 Years**

(21) Appl. No.: **29/523,179**

(22) Filed: **Apr. 7, 2015**

(30) **Foreign Application Priority Data**

Oct. 8, 2014 (KR) 30-2014-0048528

(51) **LOC (10) Cl.** **14-03**

(52) **U.S. Cl.**
USPC **D14/138 AA**

(58) **Field of Classification Search**
USPC D13/168; D14/138 G, 138 R, 138 AD, D14/203.1, 203.3, 203.5, 203.6, 203.7, D14/218, 248, 250, 315, 341, 342, 343, D14/344, 345, 346, 347, 420, 426, 496
CPC G06F 1/1626; H04M 1/72527; H04M 1/0266; H04M 1/185; H04M 1/0214
See application file for complete search history.

(56) **References Cited**

U.S. PATENT DOCUMENTS

D675,613 S * 2/2013 Chu D14/341
D681,054 S * 4/2013 Koh D14/496
D682,263 S * 5/2013 Kim D14/341
D684,946 S * 6/2013 Ryu D14/138 G
D699,240 S * 2/2014 Kim D14/341
D709,492 S * 7/2014 Ahn D14/345

D716,751 S * 11/2014 Lee D14/138 AB
D721,670 S * 1/2015 Lee D14/138 G
D728,542 S * 5/2015 Chung D14/248
D729,189 S * 5/2015 Kangasmaa D14/138 G
D745,001 S * 12/2015 Cho D14/341
D752,538 S * 3/2016 Husgafvel D14/138 G
9,348,362 B2 * 5/2016 Ko G06F 1/1626
D765,631 S * 9/2016 Harata D14/250

(Continued)

Primary Examiner — John Windmuller

Assistant Examiner — Benjamin Weeks

(74) *Attorney, Agent, or Firm* — Birch, Stewart, Kolasch & Birch, LLP

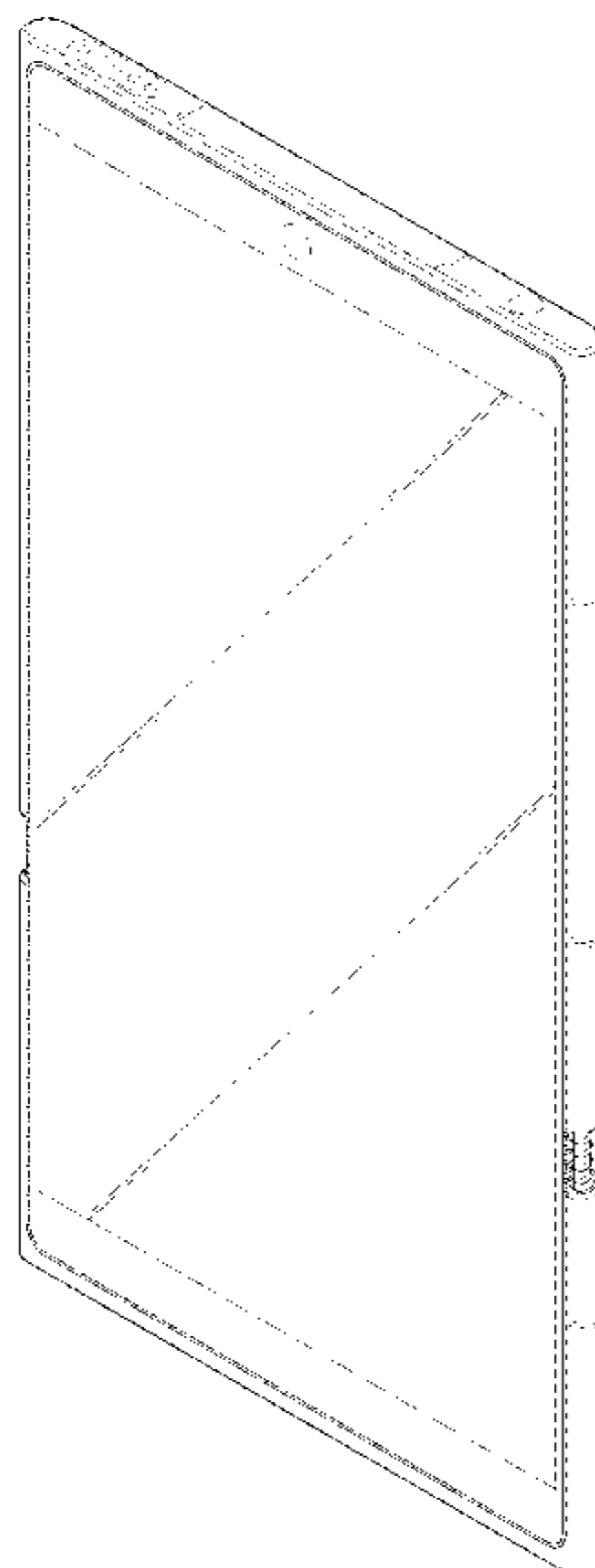
(57) **CLAIM**

The ornamental design for a mobile phone, as shown and described.

DESCRIPTION

FIG. 1 is a perspective view of a mobile phone showing our new design;
FIG. 2 is a front view thereof;
FIG. 3 is a rear view thereof;
FIG. 4 is a left side view thereof;
FIG. 5 is a right side view thereof;
FIG. 6 is a top plan view thereof;
FIG. 7 is a bottom plan view thereof;
FIG. 8 is a rear perspective view thereof;
FIG. 9 is a perspective view thereof in a condition that the subject design is curved;
FIG. 10 is a front view of FIG. 9;
FIG. 11 is a rear view of FIG. 9;
FIG. 12 is a left side view of FIG. 9;
FIG. 13 is a right side view of FIG. 9;
FIG. 14 is a top plan view of FIG. 9; and,
FIG. 15 is a bottom plan view of FIG. 9.
The broken lines depict portions of the mobile phone that form no part of the claimed design.

1 Claim, 13 Drawing Sheets



(56)

References Cited

U.S. PATENT DOCUMENTS

D768,128 S * 10/2016 Cho D14/341
D769,209 S * 10/2016 Byun D14/138 AB
D770,446 S * 11/2016 Cho D14/341
2012/0262870 A1* 10/2012 Leung G06F 1/1626
361/679.27
2013/0010405 A1* 1/2013 Rothkopf H04M 1/0216
361/679.01
2013/0307816 A1* 11/2013 Lee G06F 1/1652
345/174
2014/0198036 A1* 7/2014 Kim G06F 1/1652
345/156
2015/0153778 A1* 6/2015 Jung G06F 1/1677
345/156
2015/0338888 A1* 11/2015 Kim G06F 1/1677
345/156
2016/0062408 A1* 3/2016 Lee G06F 1/1641
345/173
2016/0132074 A1* 5/2016 Kim G06F 1/1652
715/769
2016/0155967 A1* 6/2016 Lee H01L 51/5281
257/88

* cited by examiner

FIG. 1

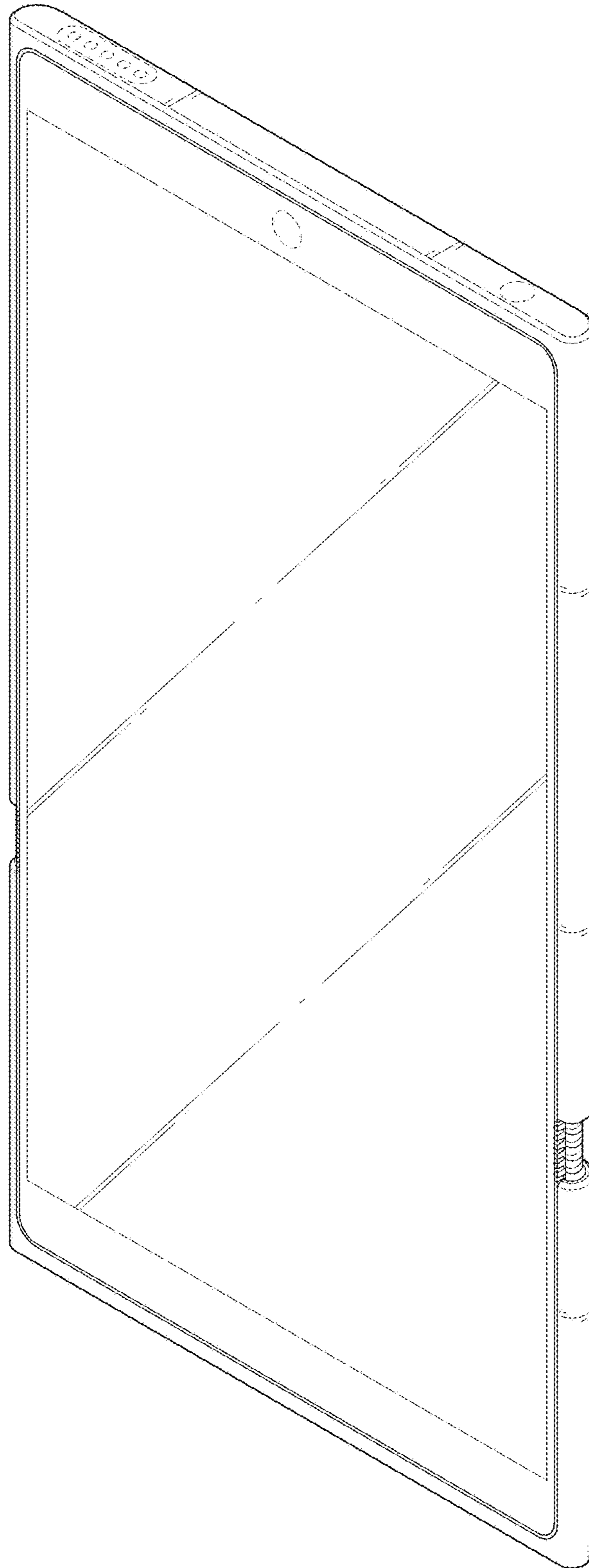


FIG. 2




FIG. 3

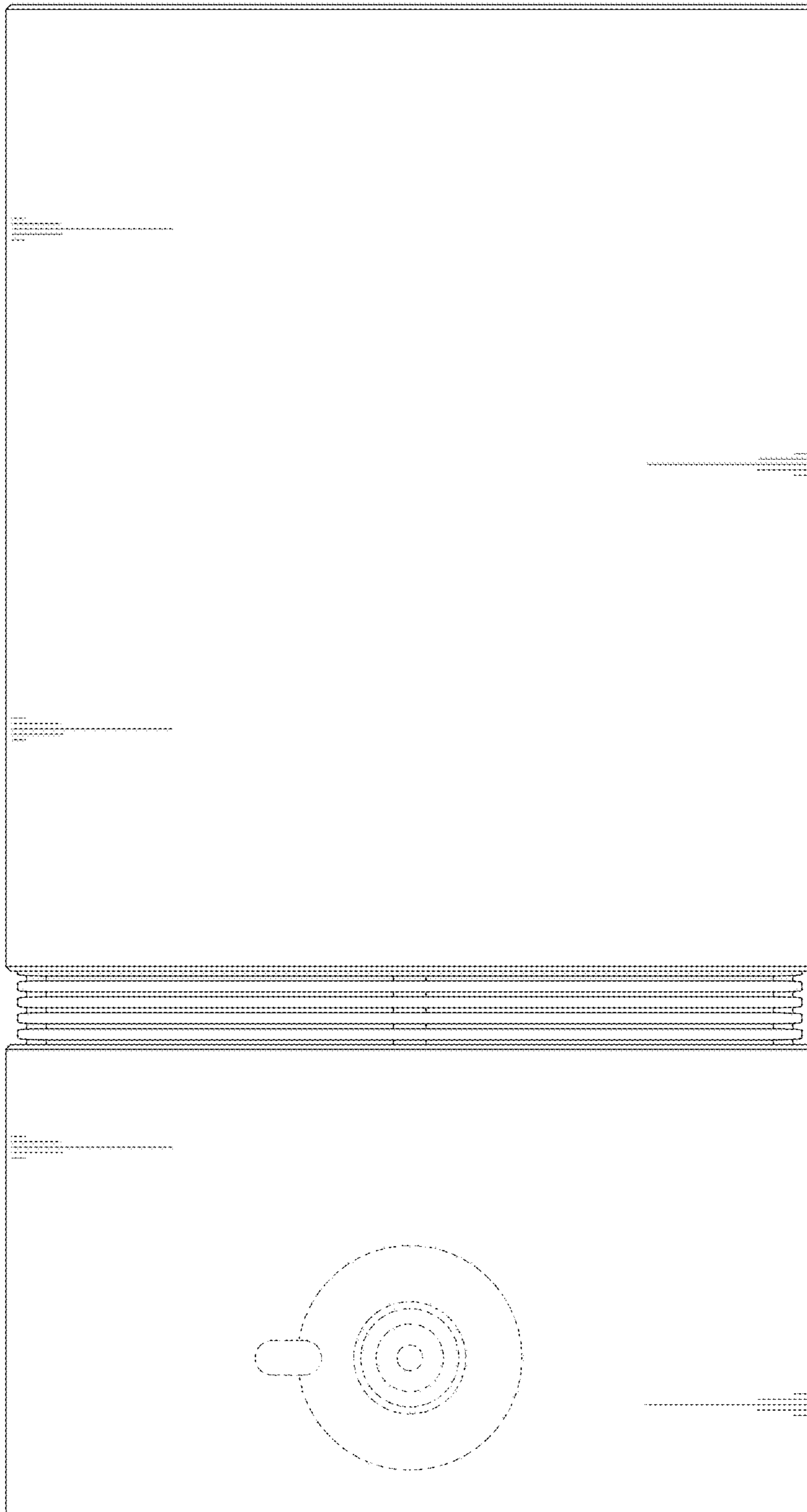


FIG. 4




FIG. 5




FIG. 6




FIG. 7




FIG. 8

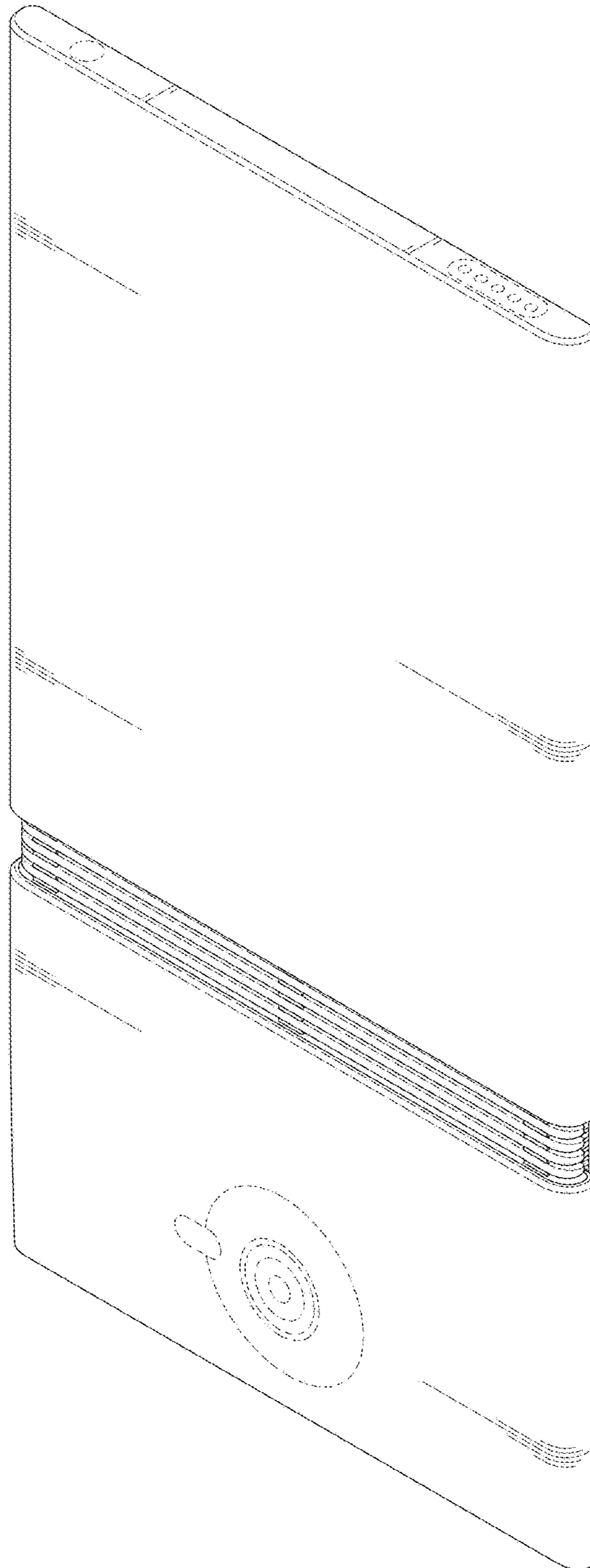


FIG. 9

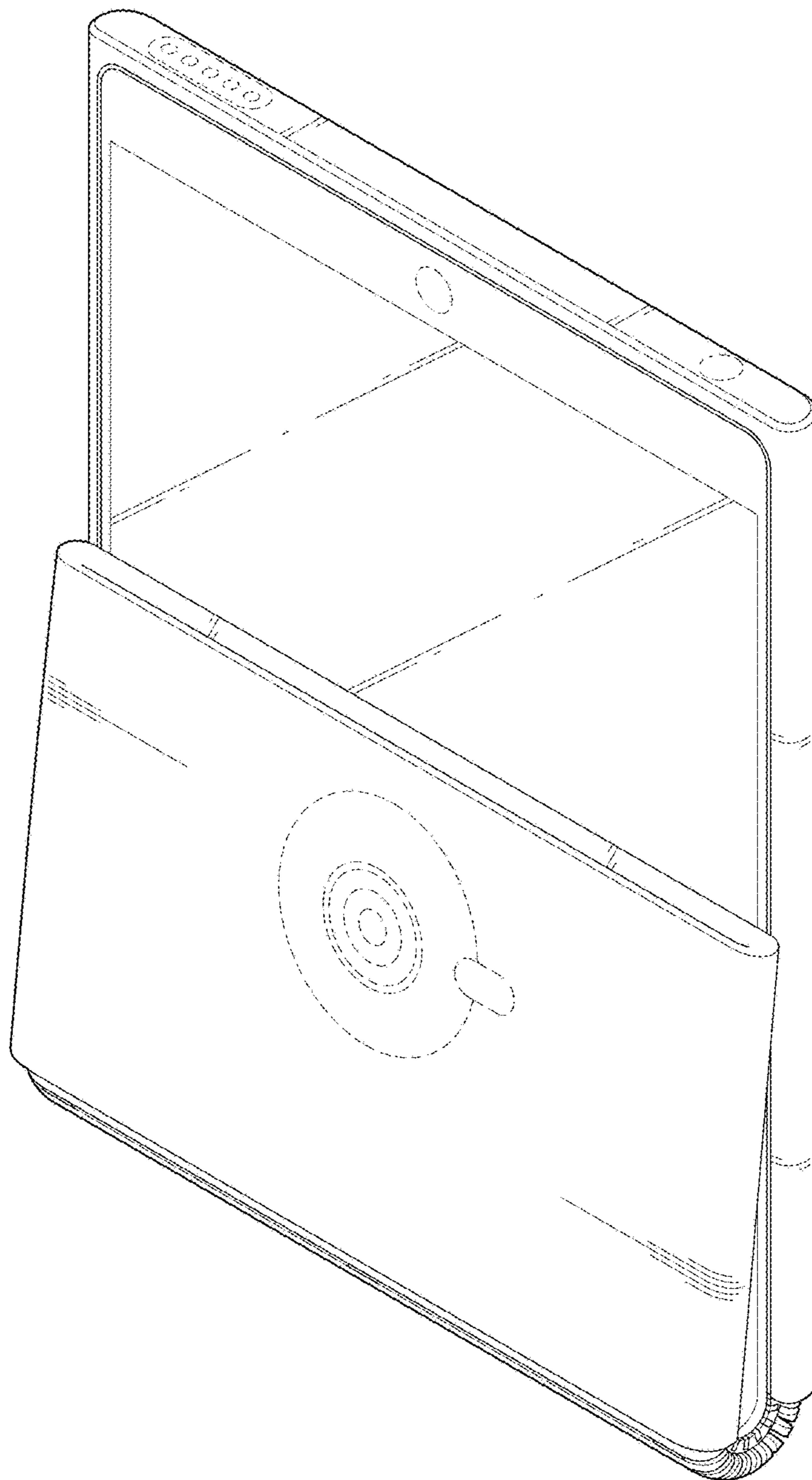


FIG. 10

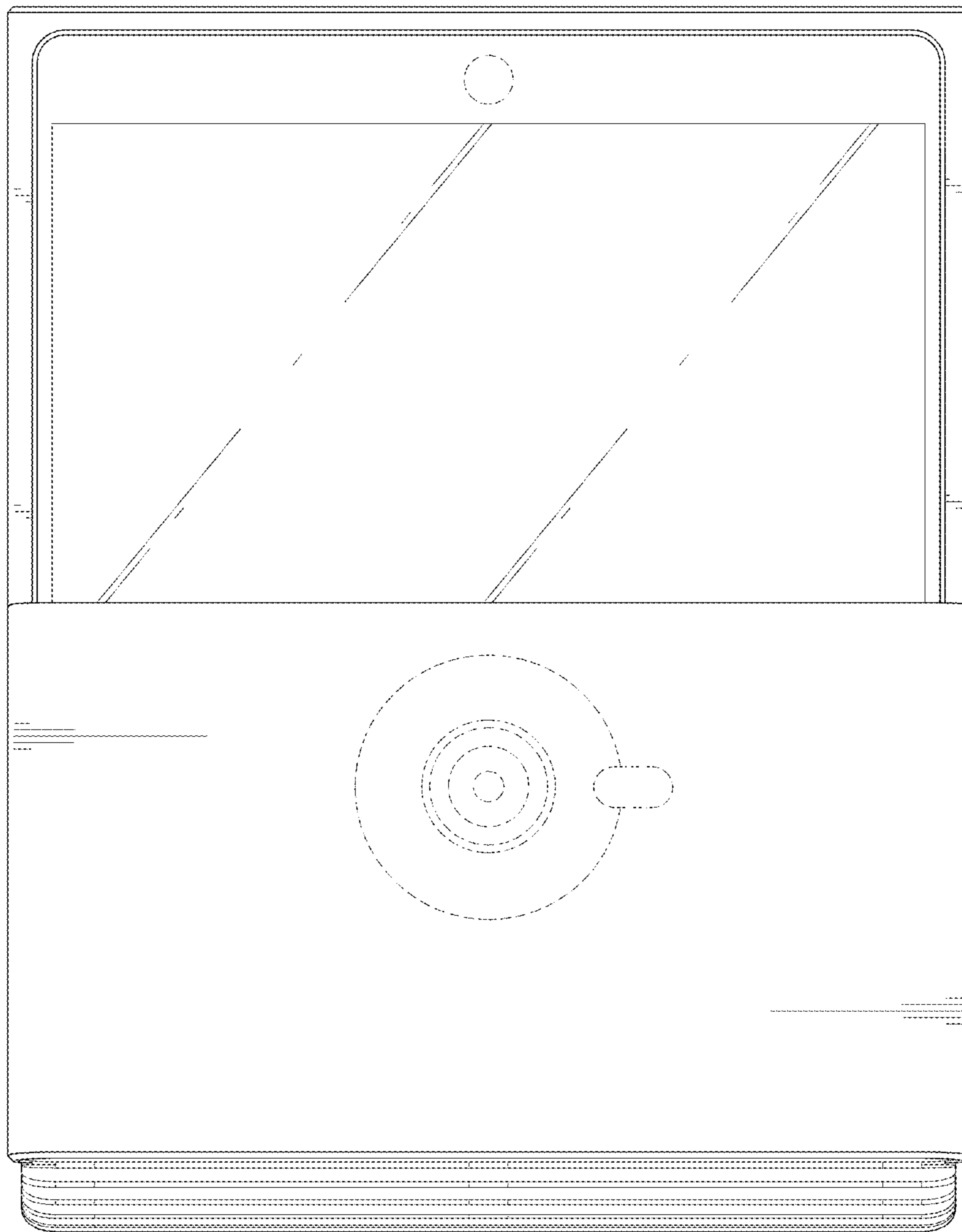


FIG. 11




FIG. 12

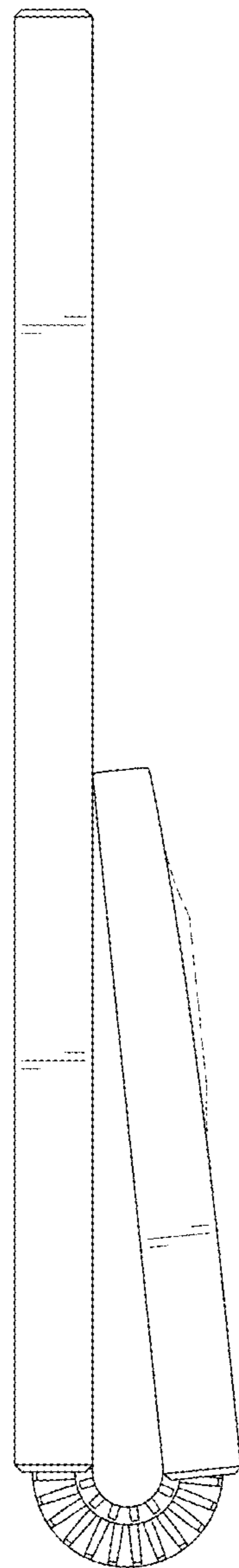


FIG. 13

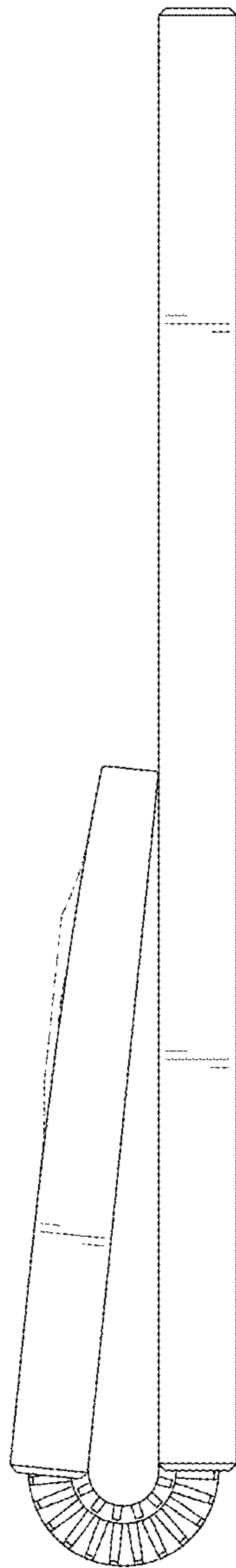


FIG. 14

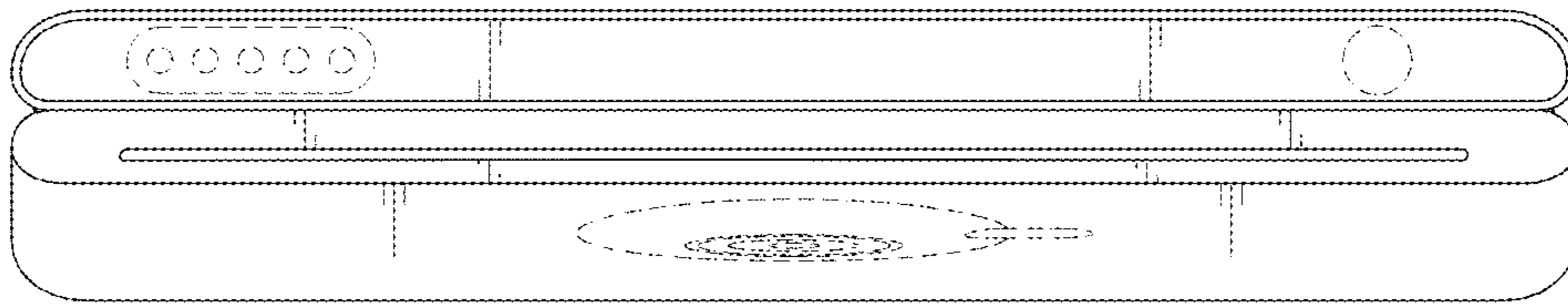


FIG. 15

