



US00D782429S

(12) **United States Design Patent**
Xianda et al.

(10) **Patent No.:** **US D782,429 S**

(45) **Date of Patent:** **** Mar. 28, 2017**

(54) **SET-TOP BOX ENCLOSURE**

(71) Applicant: **ARRIS Enterprises, Inc.**, Suwanee, GA (US)

(72) Inventors: **Fu Xianda**, Hangzhou (CN); **Yao Hongyan**, Hangzhou (CN); **Shujiang Mao**, Hangzhou (CN); **Zhang Xiaohui**, Hangzhou (CN)

(73) Assignee: **ARRIS Enterprises, Inc.**, Suwanee, GA (US)

(**) Term: **15 Years**

(21) Appl. No.: **29/548,891**

(22) Filed: **Dec. 17, 2015**

(51) **LOC (10) Cl.** **14-03**

(52) **U.S. Cl.**
USPC **D14/125**

(58) **Field of Classification Search**
USPC D14/125, 357-358, 496, 188, 242, 432;
D13/184; 348/10, 460, 706, 731;
340/825.03; 455/6.1, 6.2; 312/223.1, 7.2
CPC .. H04N 5/50; H04N 5/64; H05K 5/02; H05K
5/03; G06F 1/16
See application file for complete search history.

(56) **References Cited**

U.S. PATENT DOCUMENTS

D628,573 S * 12/2010 Wang D14/356
D655,263 S * 3/2012 Tsai D14/125

D660,834 S * 5/2012 Akana D14/314
D705,224 S * 5/2014 Govindasamy D14/356
D707,666 S * 6/2014 Ting D14/240
D719,939 S * 12/2014 Liang D14/240
D728,577 S * 5/2015 Amit D14/435
D740,262 S * 10/2015 Hasegawa D14/240
D769,836 S * 10/2016 Axelsson D14/125

* cited by examiner

Primary Examiner — Randall Gholson

(74) *Attorney, Agent, or Firm* — Bart A. Perkins

(57) **CLAIM**

The ornamental design for a set-top box enclosure, as shown and described.

DESCRIPTION

FIG. 1 is a top perspective view of the set-top box enclosure. FIG. 2 is a front elevation view of the set-top box enclosure. FIG. 3 is a rear elevation view of the set-top box enclosure. FIG. 4 is a right side elevation view of the set-top box enclosure. The left side elevation view of the set-top box enclosure is a mirror image of the right side elevation view of the set-top box enclosure.

FIG. 5 is a top view of the set-top box enclosure.

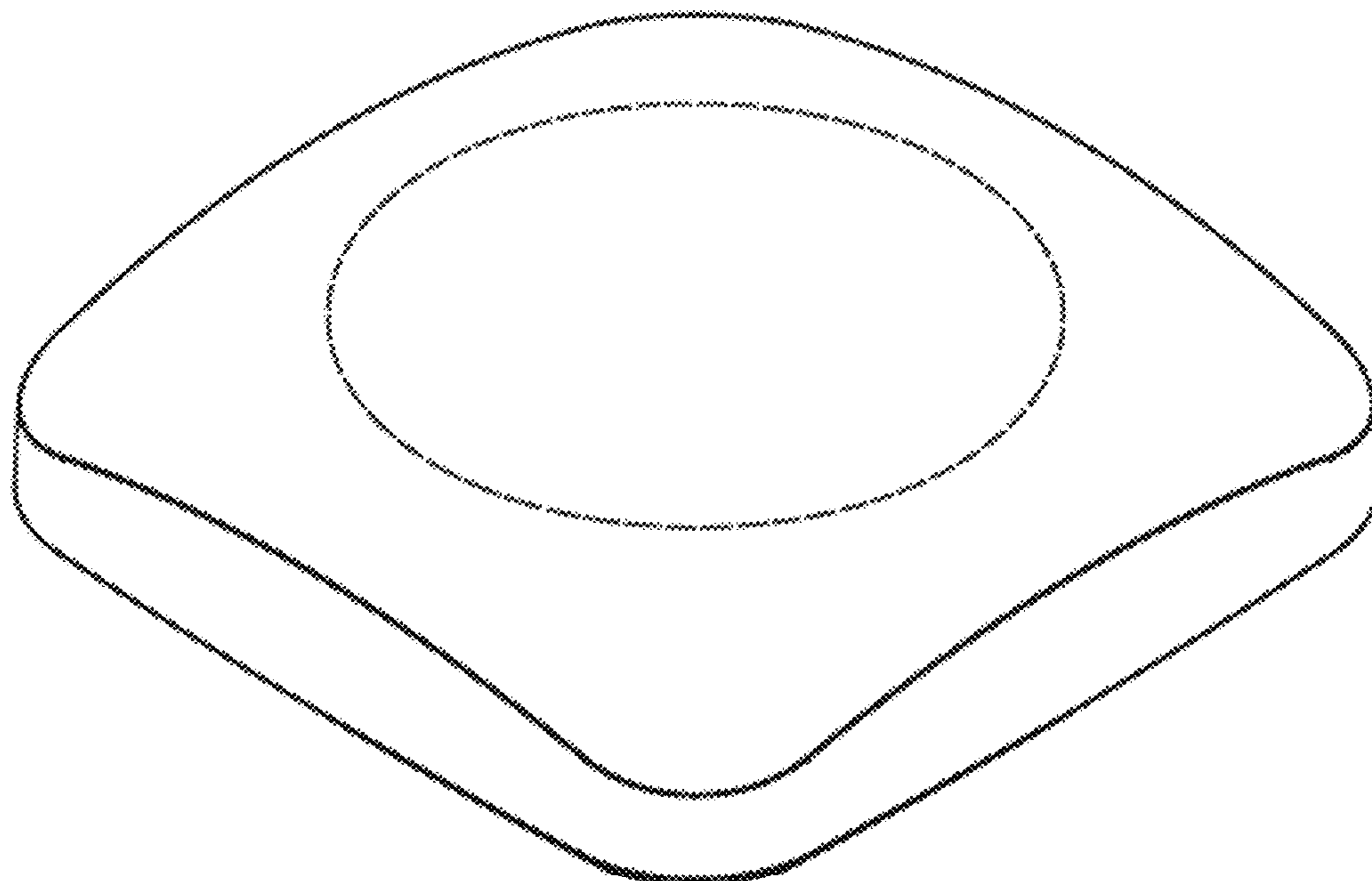
FIG. 6 is a bottom view of the set-top box enclosure.

FIG. 7 is a bottom perspective view of the set-top box enclosure; and,

FIG. 8 is a vertical cross-sectional view of the set-top box enclosure.

The broken lines depict portions of the set-top box enclosure that form no part of the claimed design.

1 Claim, 8 Drawing Sheets



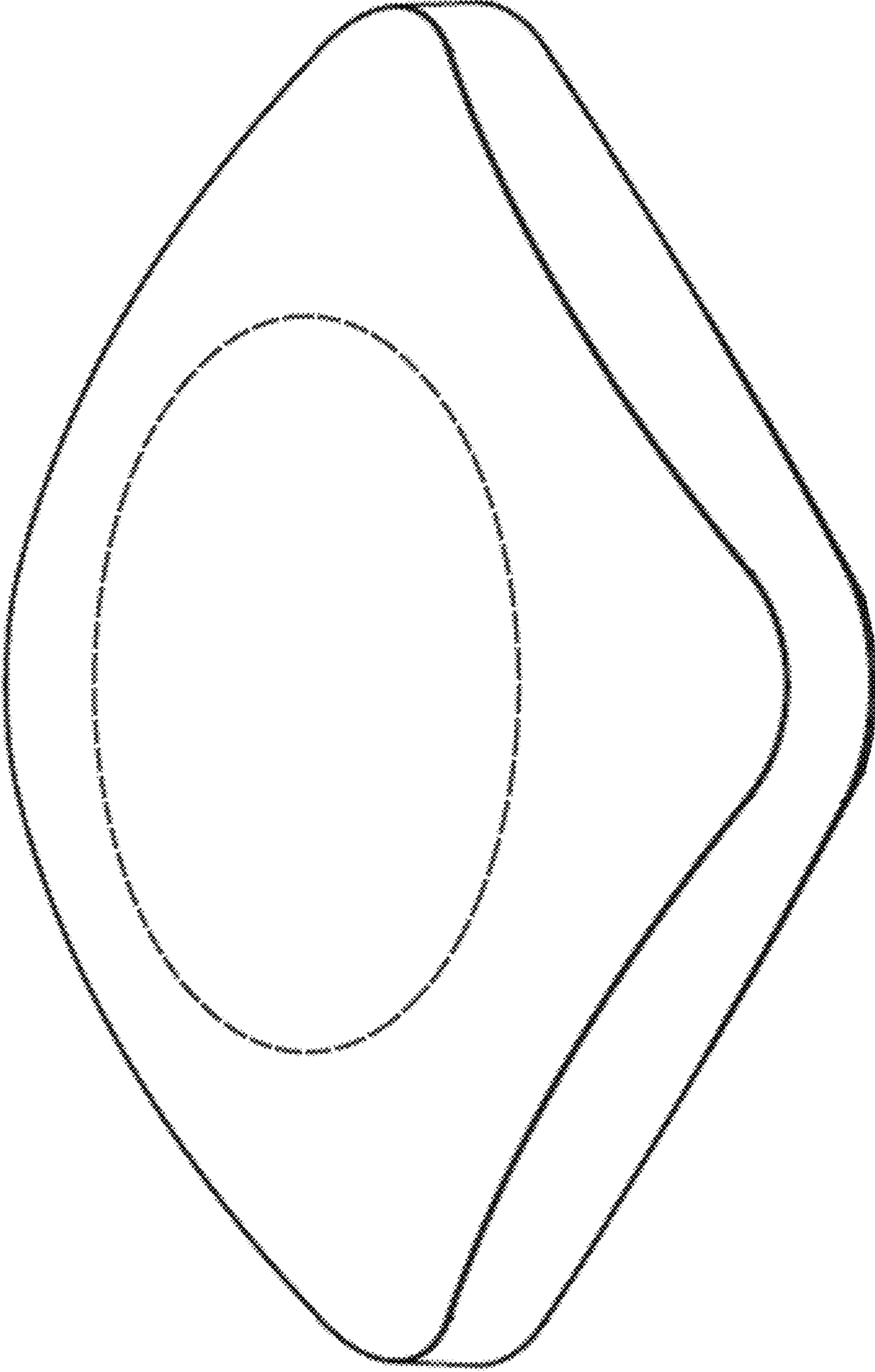


FIG. 1




FIG. 2




FIG. 3




FIG. 4

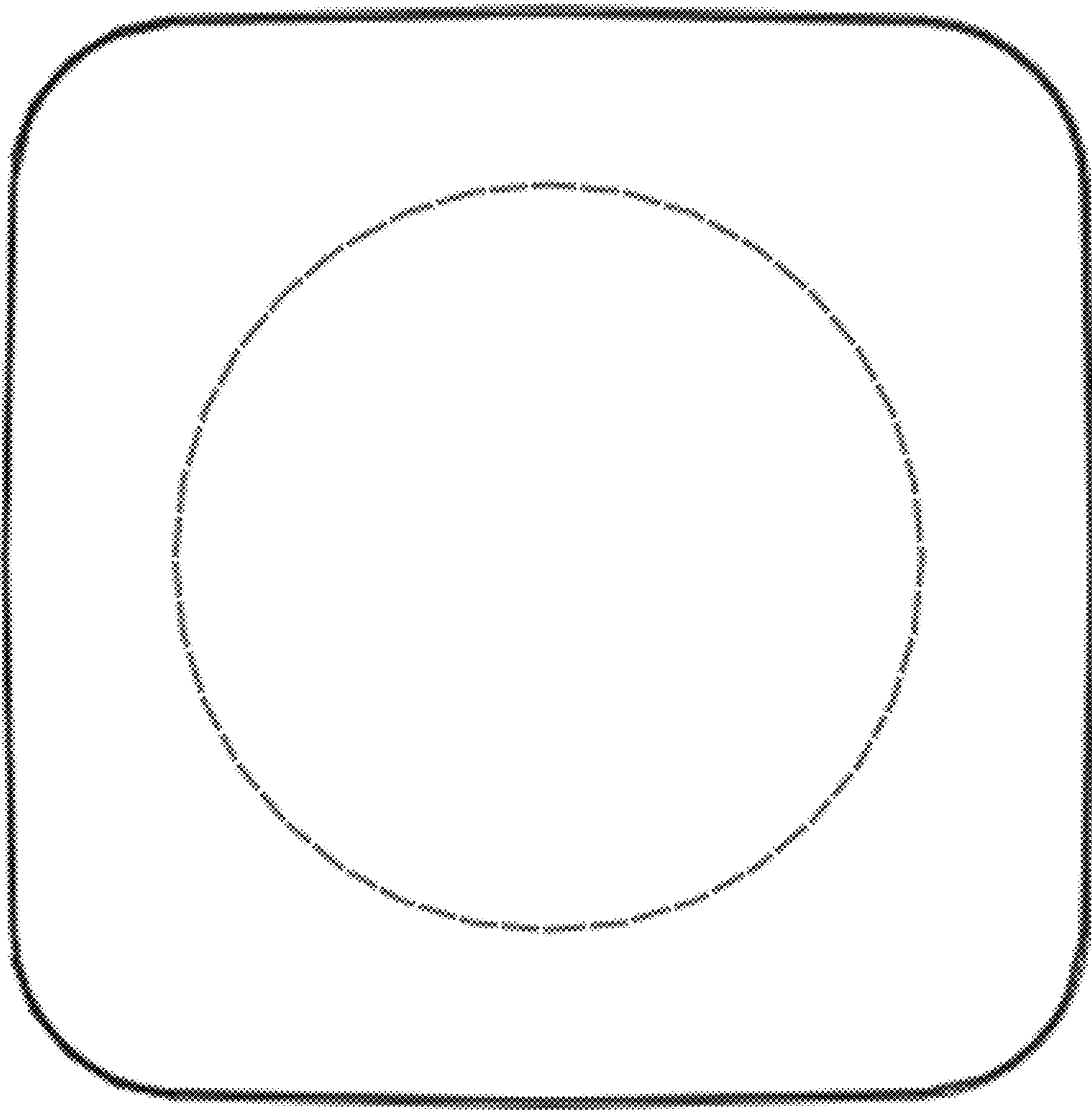


FIG. 5

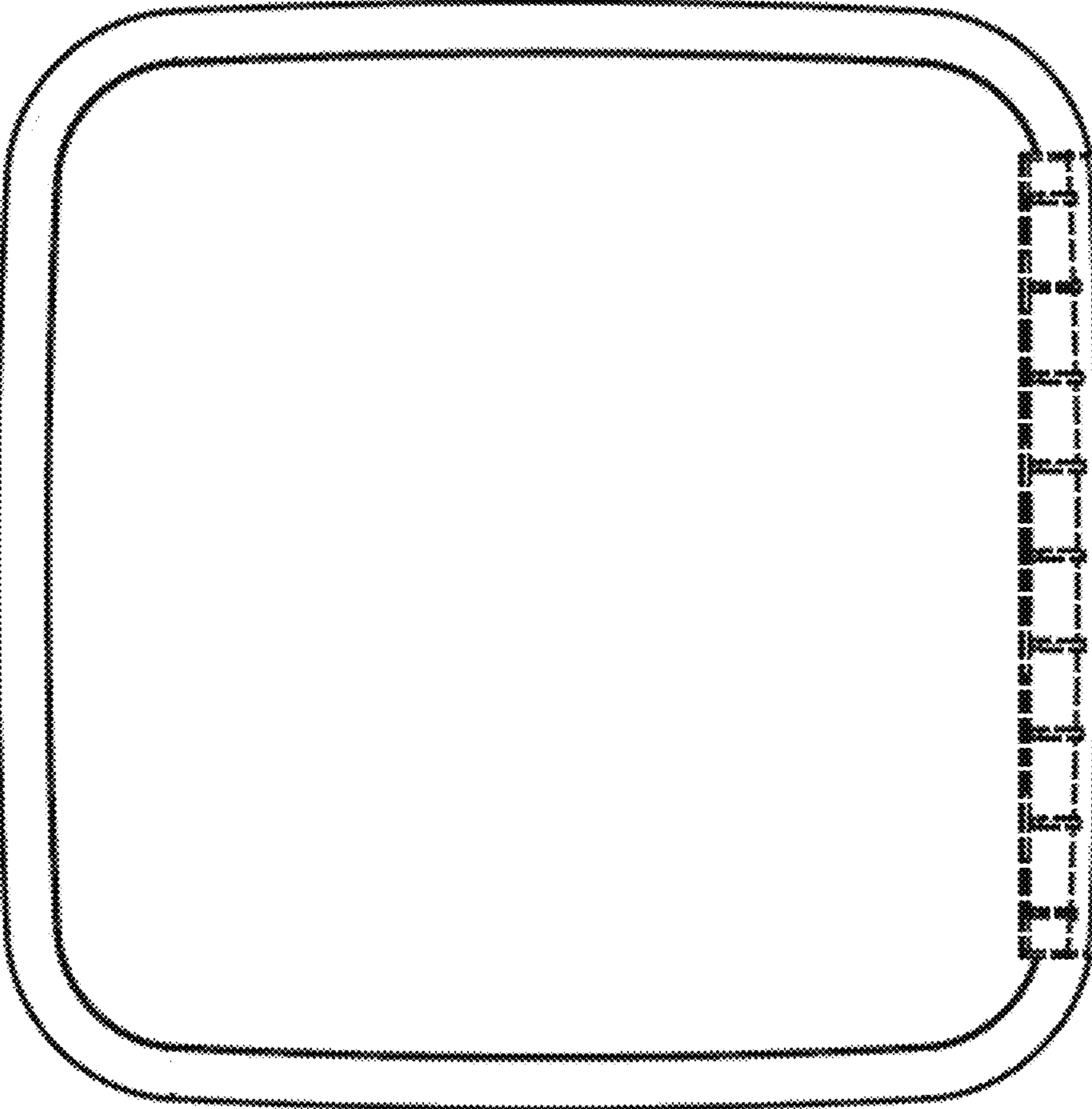


FIG. 6

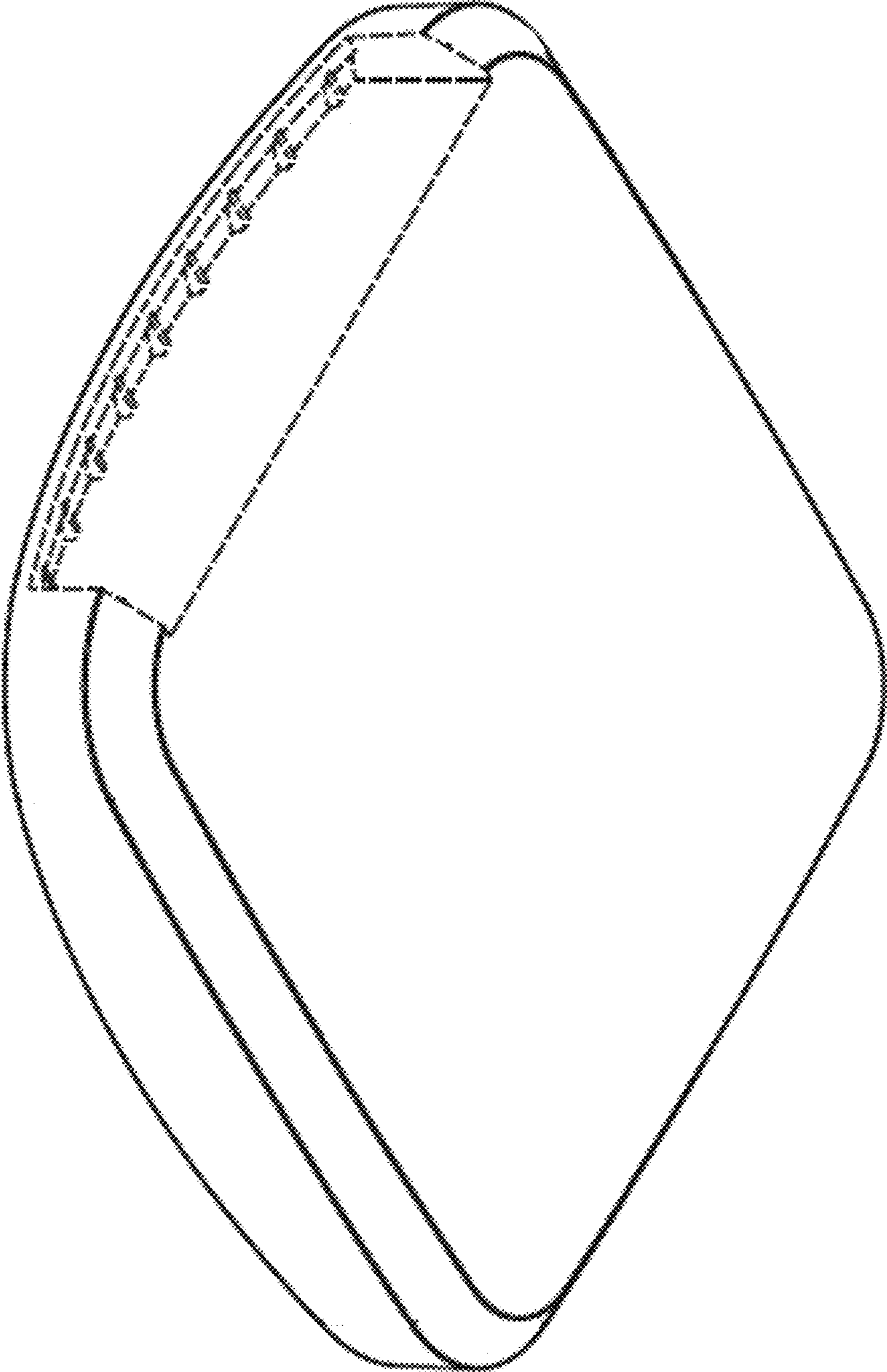


FIG. 7




FIG. 8