



US00D782417S

(12) **United States Design Patent**
Lin

(10) **Patent No.:** **US D782,417 S**
(45) **Date of Patent:** **** Mar. 28, 2017**

(54) **BACK PANEL FOR POWER SUPPLY**
(71) Applicant: **CHYNG HONG ELECTRONIC CO., LTD.**, Taichung (TW)
(72) Inventor: **Mu-Chun Lin**, Taichung (TW)
(73) Assignee: **CHYNG HONG ELECTRONIC CO., LTD.**, Taichung (TW)
(**) Term: **15 Years**

D659,108 S * 5/2012 Lin D13/177
D661,696 S * 6/2012 Takada D14/240
D748,627 S * 2/2016 Russette D14/356
D772,159 S * 11/2016 Takano D13/110

* cited by examiner

Primary Examiner — Daniel Bui
Assistant Examiner — Andrew Kerr
(74) *Attorney, Agent, or Firm* — Ming Chow; Sinorica, LLC

(21) Appl. No.: **29/561,860**
(22) Filed: **Apr. 20, 2016**
(51) **LOC (10) Cl.** **13-02**
(52) **U.S. Cl.**
USPC **D13/118**
(58) **Field of Classification Search**
USPC D13/118, 162, 110; D14/240, 356, 162;
D23/393; 361/678, 690, 679.01, 679.02;
363/141; 200/293, 296
CPC G05B 19/00; G05B 19/02; H01H 2223/00;
H01H 2223/04; H01H 2223/048; Y02E
60/12
See application file for complete search history.

(57) **CLAIM**

I claim the ornamental design for a back panel for power supply, as shown and described.

DESCRIPTION

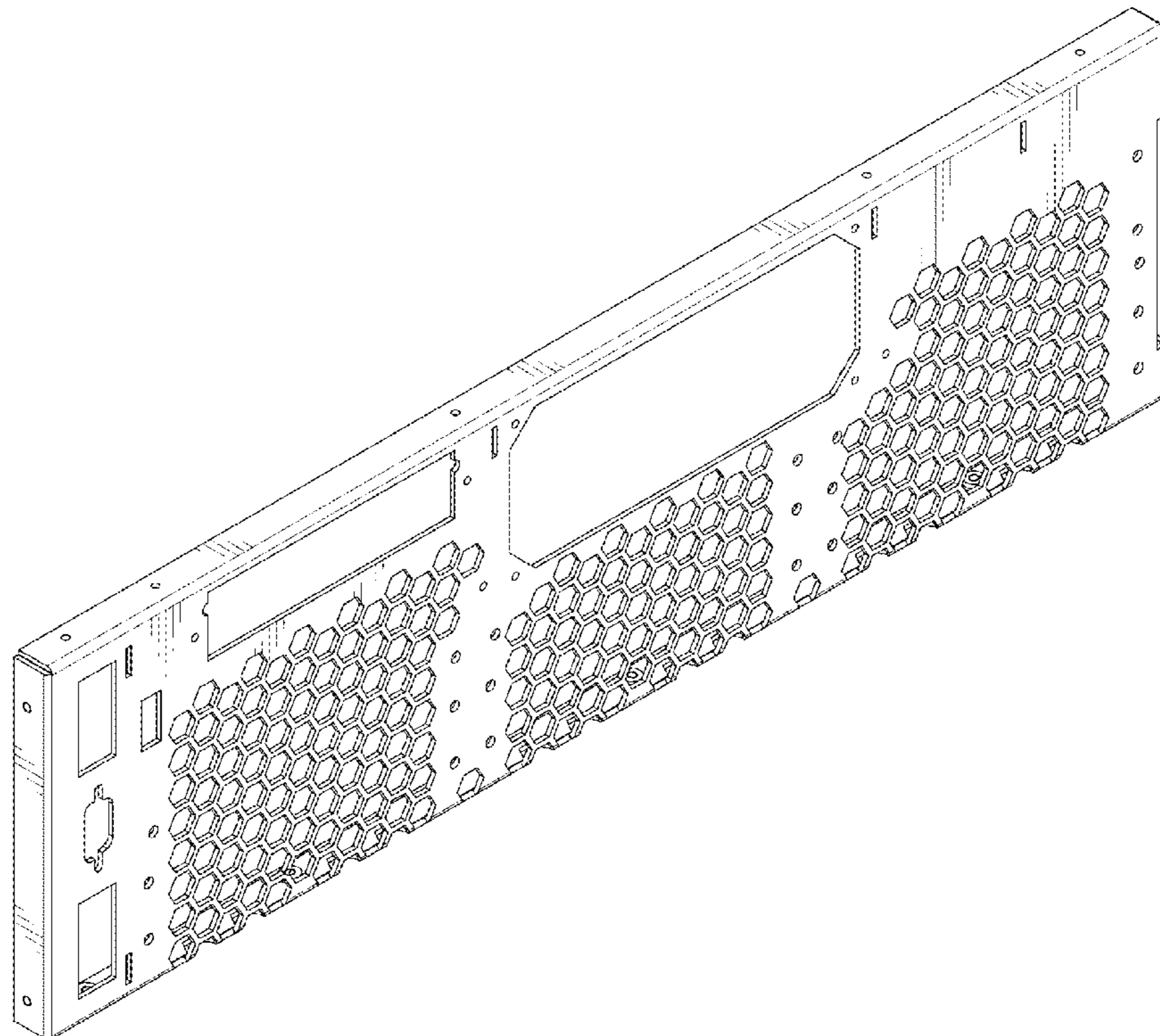
FIG. 1 is a front perspective view of a back panel for power supply showing my new design;
FIG. 2 is a front elevational view thereof;
FIG. 3 is a rear elevational view thereof.
FIG. 4 is a left side elevational view thereof;
FIG. 5 is a right side elevational view thereof;
FIG. 6 is a top plan view thereof; and,
FIG. 7 is a bottom plan view thereof.

(56) **References Cited**

U.S. PATENT DOCUMENTS

D418,810 S * 1/2000 Hogan D13/118
D508,561 S * 8/2005 Raspotnig D23/393

1 Claim, 5 Drawing Sheets



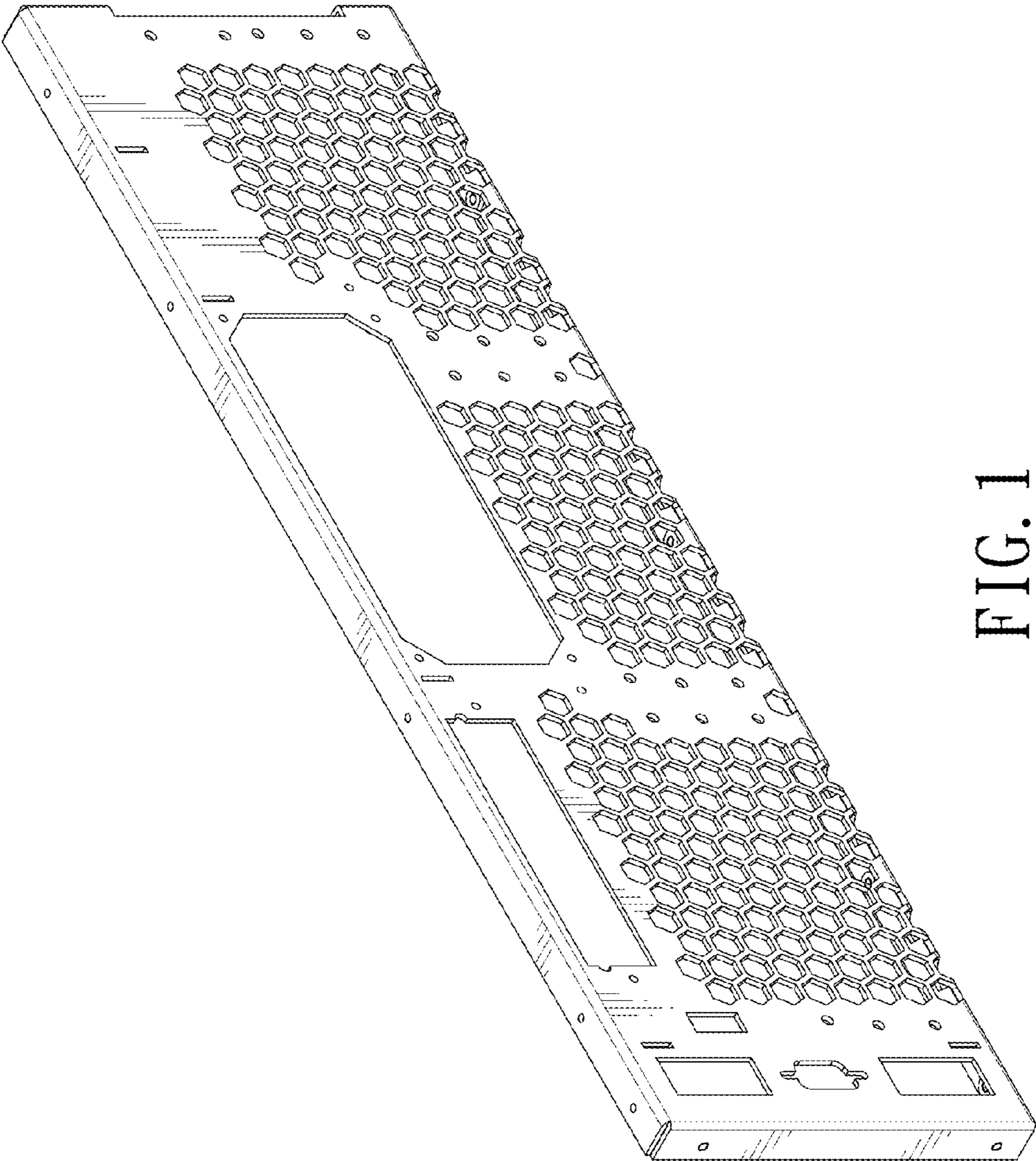


FIG. 1

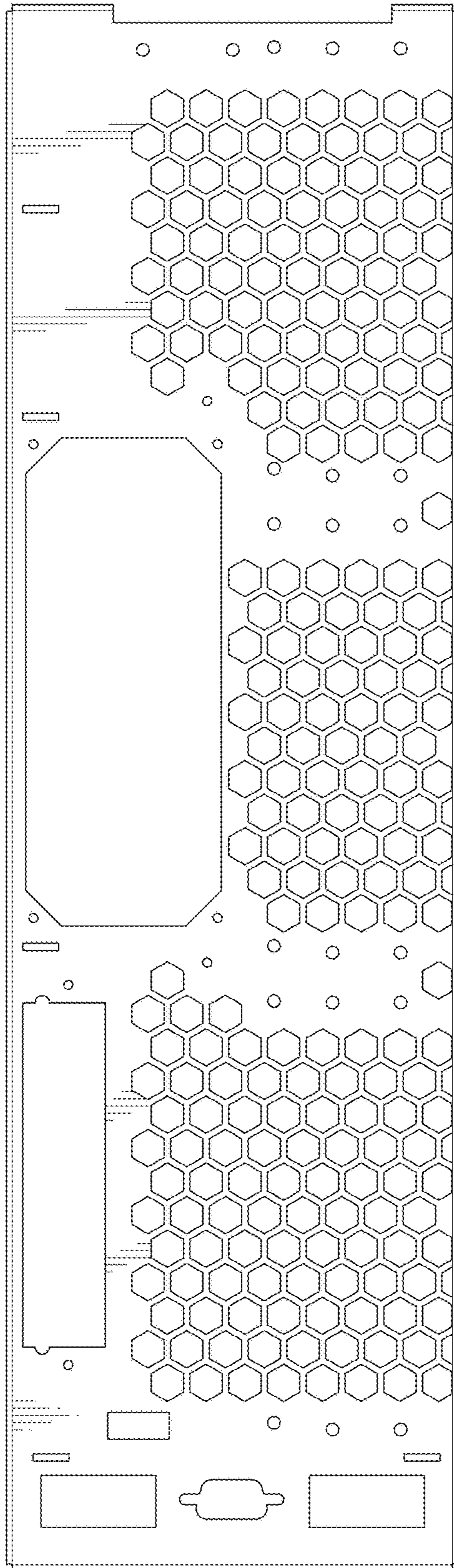


FIG. 2

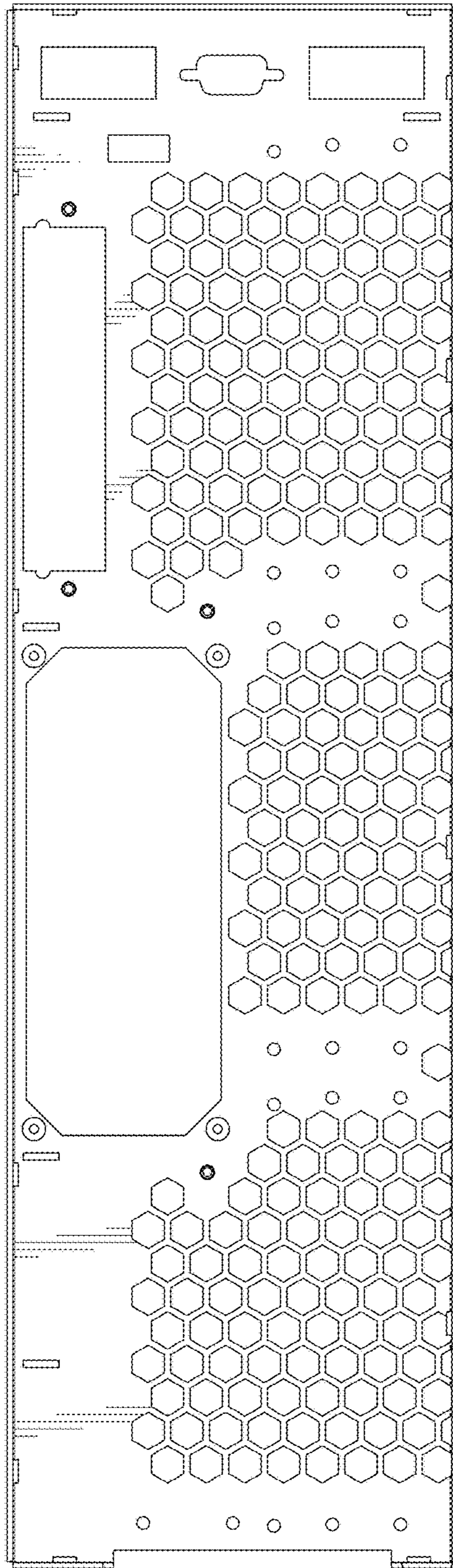


FIG. 3



FIG. 4



FIG. 5




FIG. 6

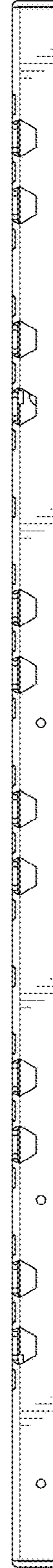


FIG. 7