



US00D782398S

(12) **United States Design Patent**
Ding et al.

(10) **Patent No.:** **US D782,398 S**

(45) **Date of Patent:** **** Mar. 28, 2017**

(54) **TIRE TREAD**

(71) Applicants: **Hui Ding**, Shanghai (CN); **Feng Cun Liu**, KunShan (CN)

(72) Inventors: **Hui Ding**, Shanghai (CN); **Feng Cun Liu**, KunShan (CN)

(73) Assignee: **COOPER TIRE & RUBBER COMPANY**, Findlay, OH (US)

(**) Term: **14 Years**

(21) Appl. No.: **29/526,429**

(22) Filed: **May 8, 2015**

(51) **LOC (10) Cl.** **12-15**

(52) **U.S. Cl.**
USPC **D12/564**

(58) **Field of Classification Search**
USPC D12/533-567
CPC B60C 1/0016; B60C 11/0306; B60C 11/0302; B60C 3/06; B60C 9/17
See application file for complete search history.

(56) **References Cited**

U.S. PATENT DOCUMENTS

D451,068 S	11/2001	Heinen et al.	
D454,523 S *	3/2002	Traulle	D12/553
D474,146 S	5/2003	Douce	
D485,802 S *	1/2004	Hiro	D12/559
D507,233 S *	7/2005	Daisho	D12/559
D540,250 S	4/2007	Shondel	
D548,678 S *	8/2007	Welbes	D12/553
D549,168 S	8/2007	Shondel et al.	
D569,335 S	5/2008	Lee	
D581,863 S	12/2008	Kageyama	

D610,963 S *	3/2010	Ochi	D12/552
D615,923 S	5/2010	Ohashi	
D622,212 S	8/2010	Dixon et al.	
D626,496 S	11/2010	Fraenkel et al.	
D628,958 S	12/2010	Fleckner	
D637,147 S	5/2011	Buchinger	
D656,890 S	4/2012	Rittweger	
D666,967 S	9/2012	Sareen	
D669,843 S	10/2012	Grote	
8,522,845 B2	9/2013	Ikegami	
D694,172 S	11/2013	Takei	
D700,132 S	2/2014	Wang et al.	
D705,718 S	5/2014	Hirama et al.	
D717,725 S *	11/2014	Fujita	D12/552
D724,522 S *	3/2015	D'Abrigeon	D12/552
D736,692 S *	8/2015	Fujita	D12/564

* cited by examiner

Primary Examiner — Robert M Spear

Assistant Examiner — John Voytek

(74) *Attorney, Agent, or Firm* — Fay Sharpe LLP

(57) **CLAIM**

The ornamental design for a tire tread, as shown and described.

DESCRIPTION

FIG. 1 is a perspective view of a full tire including the tire tread of the present application;


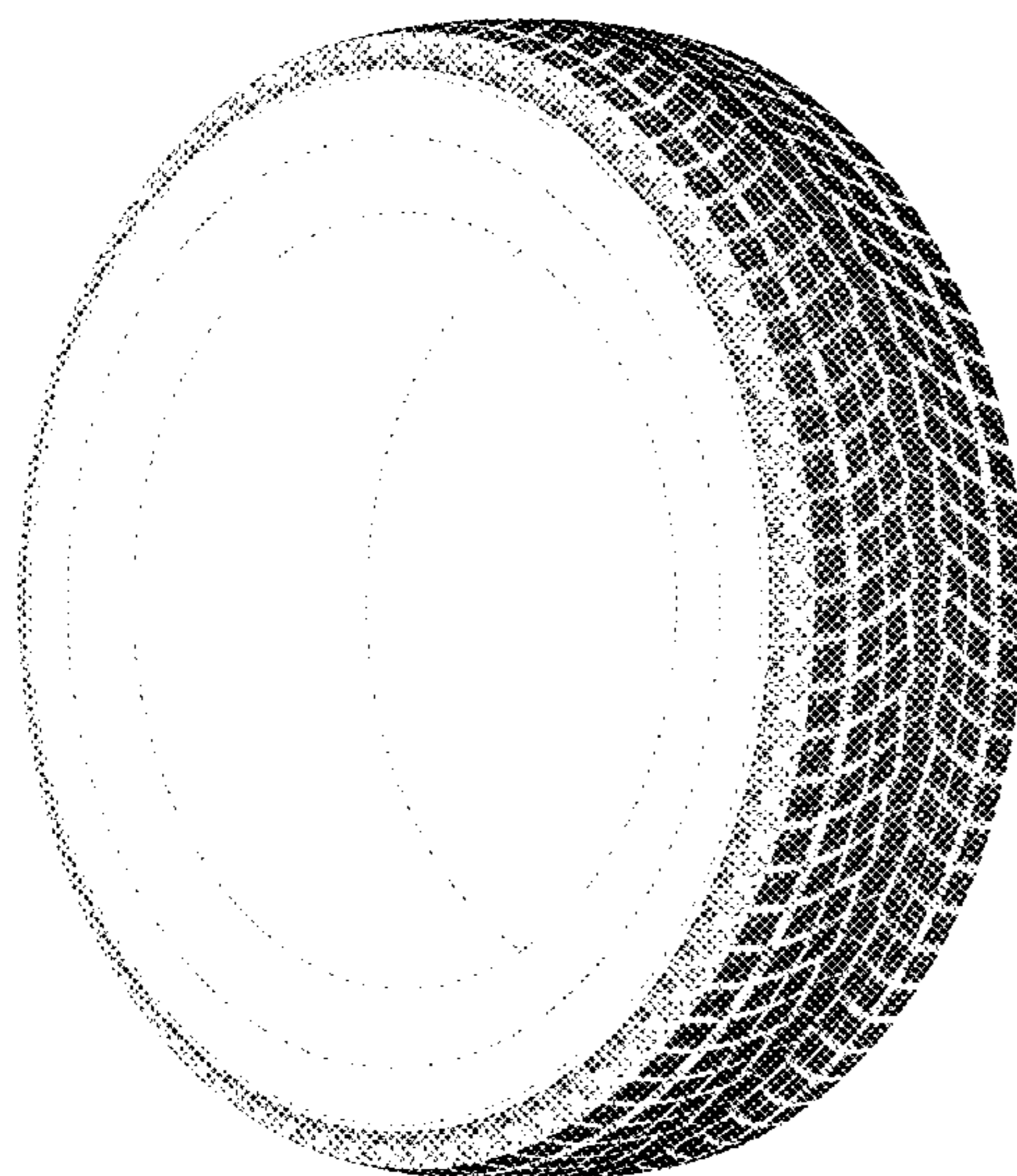
FIG. 2 is a side view thereof;

FIG. 3 is a front view thereof; and,

FIG. 4 is an enlarged partial front view thereof.

The broken line showings of the sidewall, inner bead, and the peripheral boundary between the tire tread and the sidewall, are included for the purpose of illustrating environment and form no part of the claim.

1 Claim, 4 Drawing Sheets



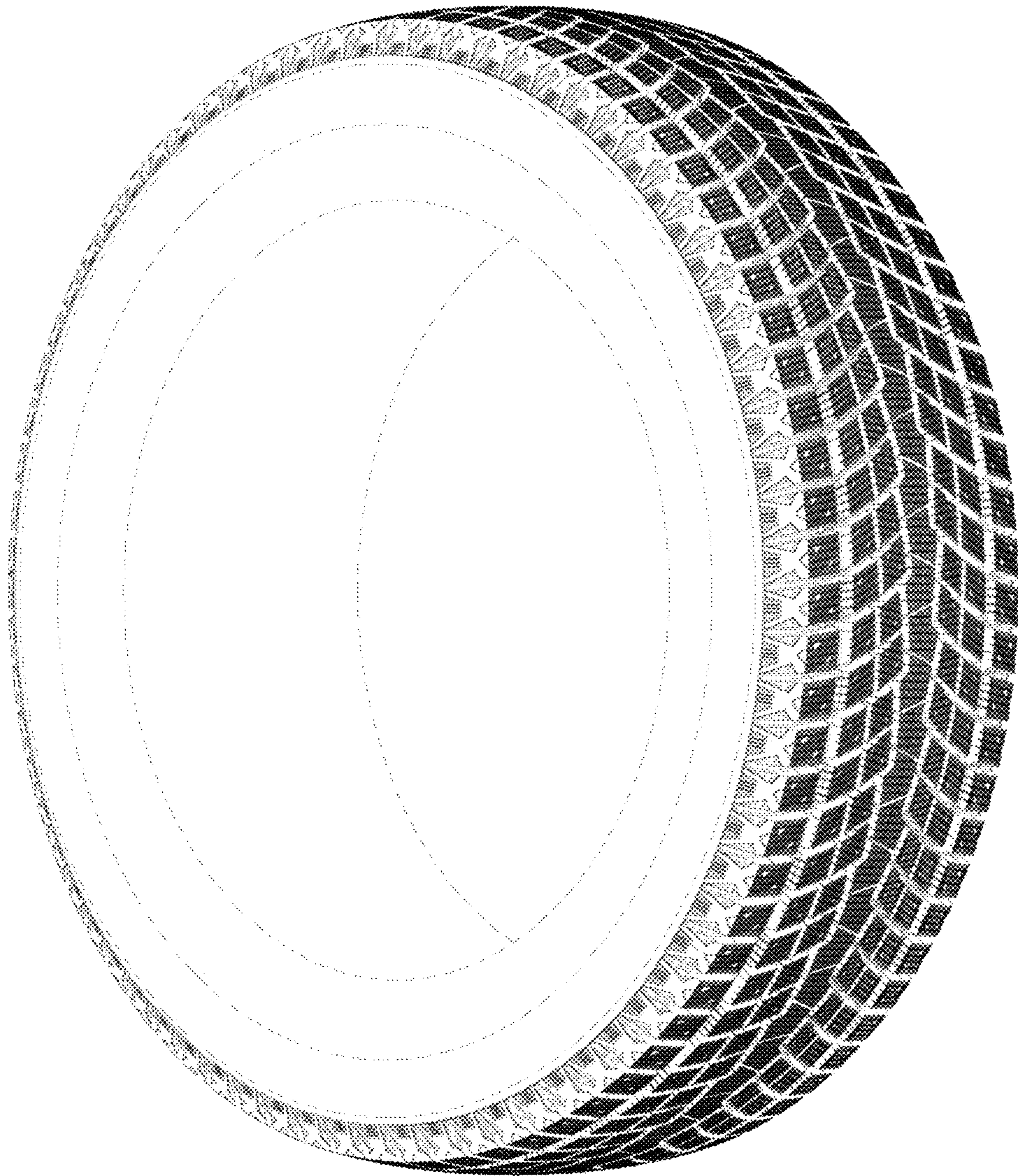


FIGURE 1

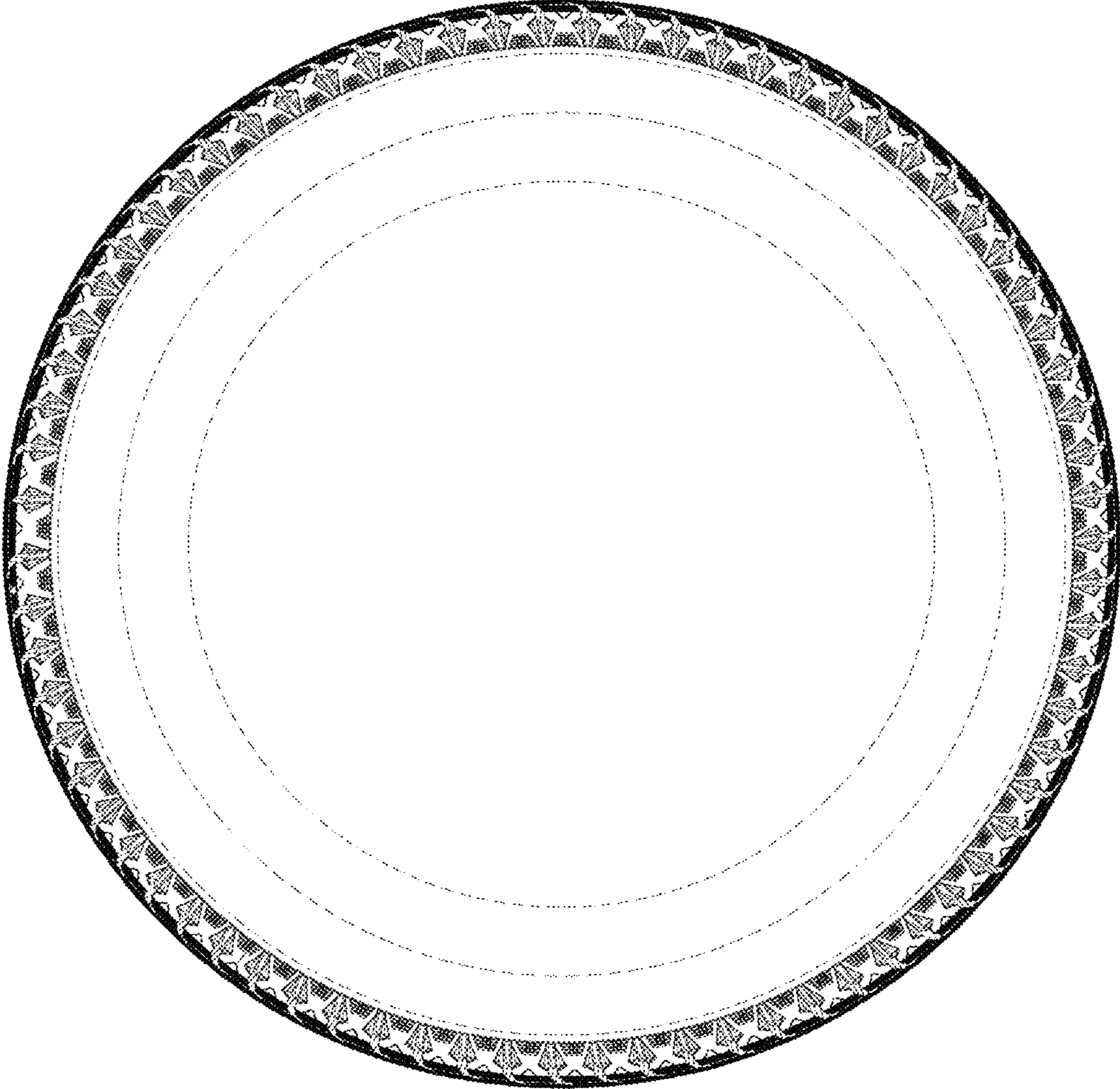


FIGURE 2




FIGURE 3




FIGURE 4