



US00D782397S

(12) **United States Design Patent**
Heinhaupt et al.

(10) **Patent No.:** **US D782,397 S**

(45) **Date of Patent:** **** Mar. 28, 2017**

(54) **TIRE TREAD FOR A VEHICLE TIRE**

(71) Applicant: **CONTINENTAL REIFEN
DEUTSCHLAND GMBH**, Hannover
(DE)

(72) Inventors: **Torsten Heinhaupt**, Hambuehren (DE);
Tanja Wackerhage, Peine (DE)

(73) Assignee: **Continental Reifen Deutschland
GmbH**, Hannover (DE)

(**) Term: **15 Years**

(21) Appl. No.: **29/540,211**

(22) Filed: **Sep. 22, 2015**

(30) **Foreign Application Priority Data**

Mar. 26, 2015 (WO) 882316801

(51) **LOC (10) Cl.** **12-15**

(52) **U.S. Cl.**
USPC **D12/552**

(58) **Field of Classification Search**
USPC D12/533-567
CPC B60C 1/0016; B60C 11/0306; B60C
11/0302; B60C 3/06; B60C 9/17
See application file for complete search history.

(56) **References Cited**

U.S. PATENT DOCUMENTS

D348,863 S * 7/1994 Narabayashi D12/553
D415,451 S * 10/1999 Weber D12/586
D452,198 S * 12/2001 Heinen D12/553
D455,380 S * 4/2002 Traulle D12/552
D504,866 S * 5/2005 Collette D12/553

D610,964 S * 3/2010 Dixon D12/552
D615,479 S * 5/2010 Lee D12/552
D640,184 S * 6/2011 de Briey-Terlinden D12/553
D663,258 S * 7/2012 Takei D12/552
D717,725 S * 11/2014 Fujita D12/552
D749,496 S * 2/2016 Wang D12/553

OTHER PUBLICATIONS

Continental Winter Contact SI Tire found online [Aug. 11, 2016]
<http://www.continentaltire.com/product/wintercontact-si-18555r15-87h>.*

* cited by examiner

Primary Examiner — Robert M Spear

Assistant Examiner — John Voytek

(74) *Attorney, Agent, or Firm* — Laurence A. Greenberg;
Werner H. Stemer; Ralph E. Locher


(57) **CLAIM**

The ornamental design for a tire tread for a vehicle tire, as shown and described.

DESCRIPTION

FIG. 1 is a front elevation view of the tire tread for a vehicle tire showing my new invention;
FIG. 2 is a front perspective view thereof;
FIG. 3 is a partial view thereof;
FIG. 4 is a side elevation view thereof; and,
FIG. 5 is a side elevation view thereof.
The broken lines represent the border to the unclaimed portions of the interior of the tire.

1 Claim, 5 Drawing Sheets






FIG. 1



FIG. 2




FIG. 3




FIG. 4




FIG. 5