



US00D782380S

(12) **United States Design Patent** (10) **Patent No.:** **US D782,380 S**
Jensen et al. (45) **Date of Patent:** **** Mar. 28, 2017**

- (54) **REAR FAIRING**
- (71) Applicants: **John P. Jensen**, Sanger, TX (US);
Bruce Bezner, Lindsay, TX (US)
- (72) Inventors: **John P. Jensen**, Sanger, TX (US);
Bruce Bezner, Lindsay, TX (US)
- (73) Assignee: **PACCAR Inc**, Bellevue, WA (US)
- (**) Term: **15 Years**
- (21) Appl. No.: **29/540,111**
- (22) Filed: **Sep. 21, 2015**
- (51) **LOC (10) Cl.** **12-16**
- (52) **U.S. Cl.**
USPC **D12/196**
- (58) **Field of Classification Search**
USPC .. D12/86, 88, 90, 91, 92, 96, 181, 190, 195,
D12/196; 296/56, 57.1, 193.11, 186.1;
280/770
CPC .. B60D 35/001; B62D 35/005; B62D 35/007;
B62D 35/008; B62D 35/00; B62D 35/02
See application file for complete search history.

- (56) **References Cited**
- U.S. PATENT DOCUMENTS
- | | | |
|-------------|---------|-----------------|
| D265,983 S | 8/1982 | Sullivan et al. |
| 4,401,338 A | 8/1983 | Caldwell |
| 4,408,792 A | 10/1983 | Sullivan |
| D271,191 S | 11/1983 | Amprim et al. |
| D289,891 S | 5/1987 | Bielby |
| D290,455 S | 6/1987 | Konen et al. |
| D312,609 S | 12/1990 | Preslik et al. |
| D312,810 S | 12/1990 | Preslik et al. |
| D313,954 S | 1/1991 | Fingerle |

- D314,163 S 1/1991 Harris et al.
D319,036 S 8/1991 Fingerle
D320,582 S 10/1991 Fingerle
(Continued)

OTHER PUBLICATIONS

“Class Pays,” Peterbilt Motors Company, Denton, Texas, Sep. 1997,
10-page brochure.
(Continued)

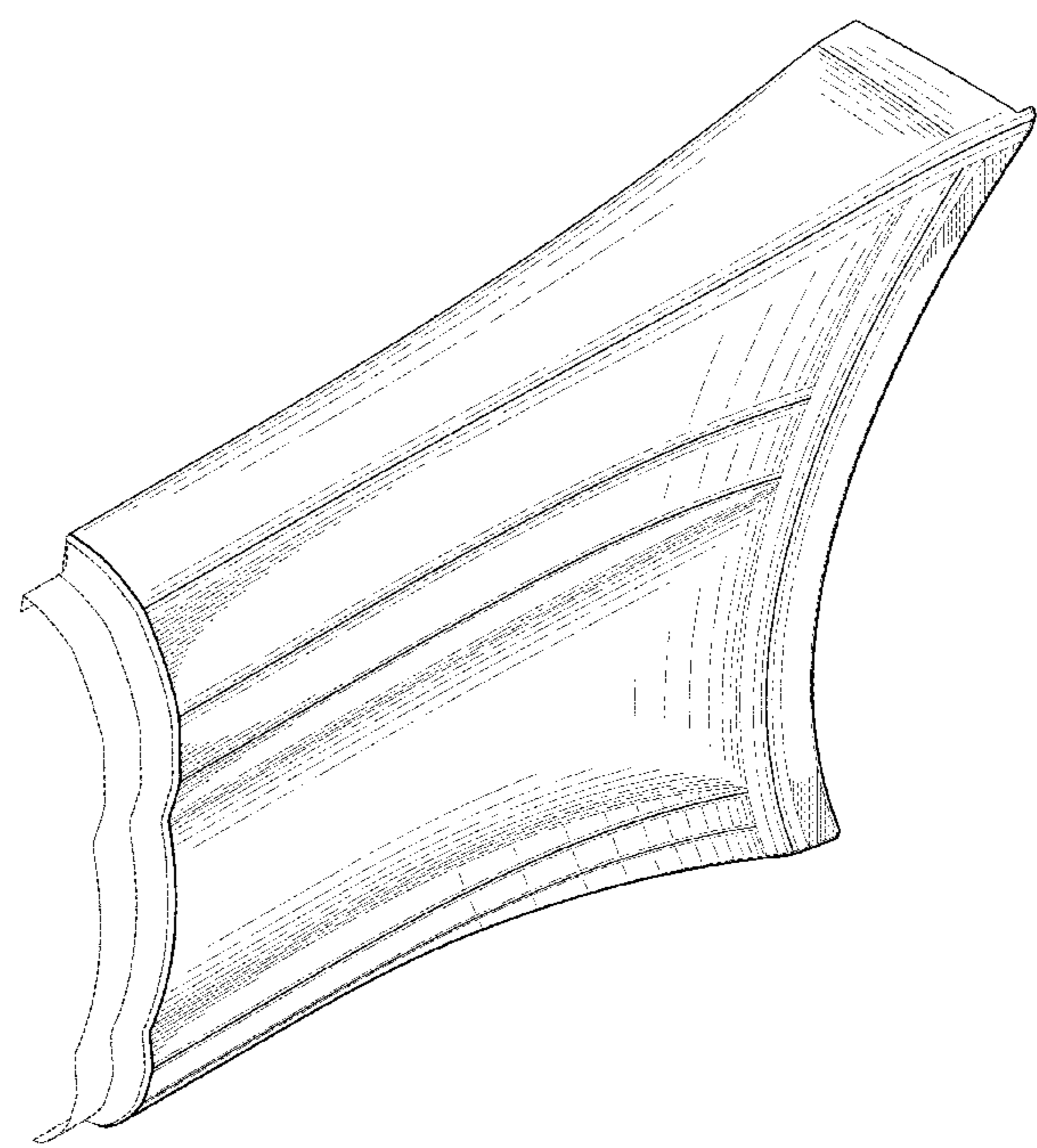
Primary Examiner — Rosemary K Tarcza
Assistant Examiner — Yolanda Robinson
(74) *Attorney, Agent, or Firm* — Christensen O’Connor
Johnson Kindness PLLC

(57) **CLAIM**
The ornamental design for a rear fairing, as shown and
described.

DESCRIPTION

FIG. 1 is a perspective view of a rear fairing showing our
new design;
FIG. 2 is a front view of the rear fairing shown in FIG. 1;
FIG. 3 is top view of the rear fairing shown in FIG. 1;
FIG. 4 is a bottom front view of the rear fairing shown in
FIG. 1;
FIG. 5 is a left side view of the rear fairing shown in FIG.
1; and,
FIG. 6 is a right side view of the rear fairing shown in FIG.
1.
The broken lines shown in the figures represent portions of
the rear fairing that form no part of the claimed design.
FIGS. 1-6 illustrate a first embodiment of our novel design
for use on one side of a vehicle. Our novel design also
includes a second embodiment suitable for use on the
opposite side of a vehicle, which is mirror symmetrical to
FIGS. 1-6 and therefore not separately illustrated.

1 Claim, 4 Drawing Sheets



(56)

References Cited

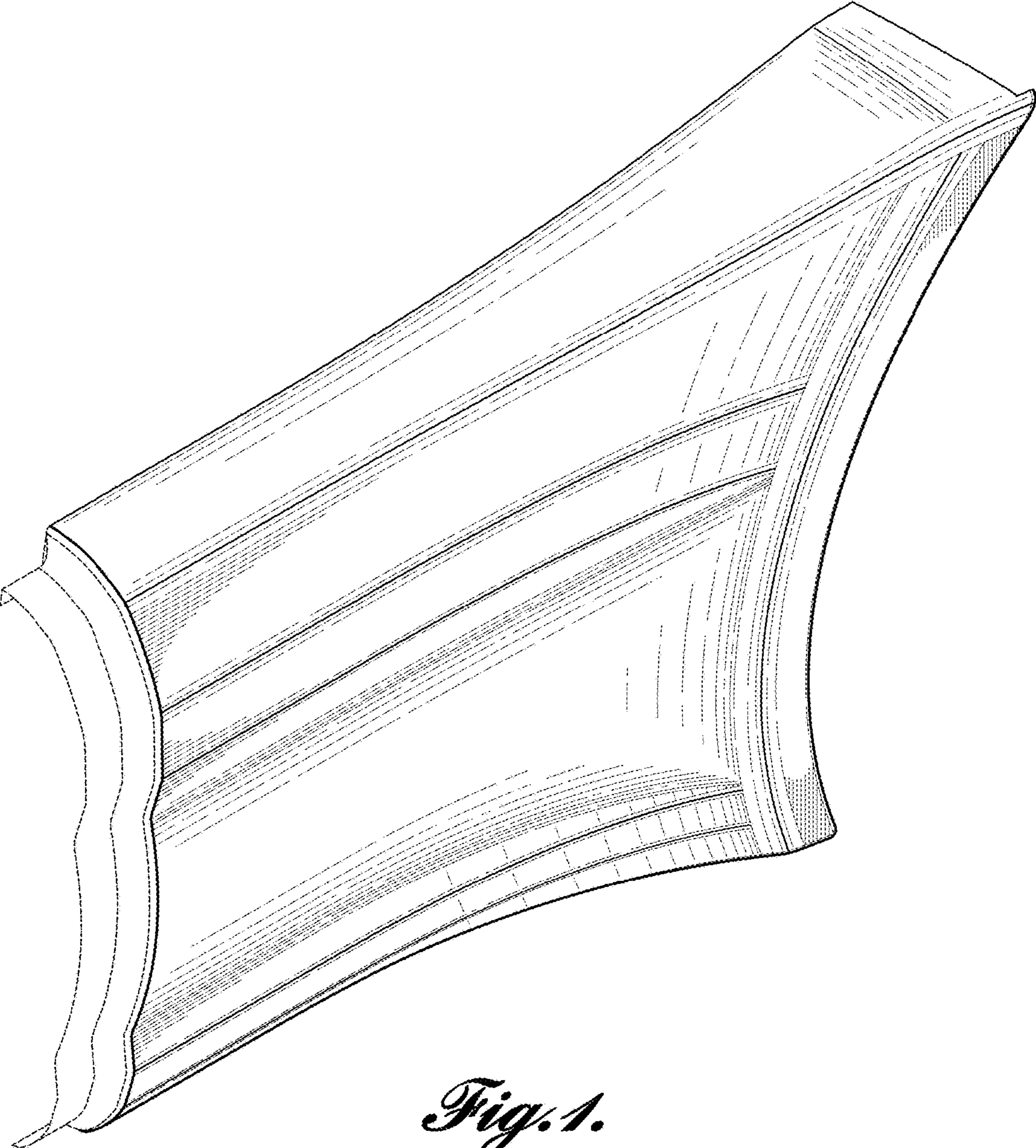
OTHER PUBLICATIONS

U.S. PATENT DOCUMENTS

D320,583 S 10/1991 Simons et al.
 D335,855 S 5/1993 Callaway et al.
 D341,563 S 11/1993 Niemi
 D356,770 S 3/1995 Almen
 D374,418 S 10/1996 Griffin
 D375,925 S 11/1996 Griffin
 D391,524 S 3/1998 Anderson et al.
 D395,269 S 6/1998 McCauley, Jr.
 D395,848 S 7/1998 Meryman et al.
 D399,465 S 10/1998 Saleen
 D399,791 S 10/1998 Hellhake et al.
 D399,792 S 10/1998 Hellhake et al.
 D403,999 S 1/1999 Lund
 D411,140 S 6/1999 Meryman et al.
 D420,622 S 2/2000 Hellhake et al.
 D424,999 S 5/2000 Carlson et al.
 D433,365 S 11/2000 Beigel
 D433,967 S 11/2000 Delashaw et al.
 D434,348 S 11/2000 Delashaw et al.
 D436,894 S 1/2001 Barraclough et al.
 D437,258 S 2/2001 Meryman et al.
 D460,023 S 7/2002 Beigel
 D465,749 S 11/2002 Beigel
 D496,620 S 9/2004 Perfetti et al.
 D499,679 S 12/2004 Perfetti et al.
 D519,891 S 5/2006 Lai
 D522,426 S 6/2006 Beigel et al.
 D522,945 S 6/2006 Beigel et al.
 D531,946 S * 11/2006 Angelo D12/196
 D535,597 S 1/2007 Herpel
 D549,144 S 8/2007 Elliott et al.
 D555,062 S 11/2007 Davidson
 D558,643 S 1/2008 Beigel et al.
 D566,639 S 4/2008 Elliott et al.
 D567,156 S 4/2008 Hutchins
 D603,315 S 11/2009 Gamou
 7,641,254 B2 1/2010 Stegawski et al.
 D613,224 S 4/2010 Beigel et al.
 D628,134 S 11/2010 Salnick et al.
 D643,353 S 8/2011 Balicki et al.
 D646,613 S 10/2011 Medina et al.
 D660,756 S * 5/2012 Peltola D12/196
 D666,541 S 9/2012 Stimel, Jr.
 8,506,004 B1 8/2013 Vogel et al.
 D708,105 S * 7/2014 Leetz D12/196
 D708,106 S * 7/2014 Jensen D12/196
 D708,107 S * 7/2014 Jensen D12/196
 D716,211 S * 10/2014 Jensen D12/196
 D738,273 S * 9/2015 Hanson D12/173
 D738,274 S * 9/2015 Hanson D12/173
 D753,039 S * 4/2016 Duncan D12/196
 2005/0012344 A1 1/2005 Sorrells et al.
 2005/0040668 A1 2/2005 Wood

“Class Pays,” Peterbilt Motors Company, Denton, Texas, Nov. 1998, 10-page brochure.
 “Class Pays, Truck Models,” Peterbilt Motors Company, Denton, Texas, Mar. 2005, 24-page brochure.
 “Kenworth Truck Models,” Kenworth Truck Company, Kirkland, Washington, 2010, 16-page brochure.
 “Model 377A/E,” Peterbilt Motors Company, Denton, Texas, Jan. 1995, 6-page brochure.
 “Model 377A/E,” Peterbilt Motors Company, Denton, Texas, Aug. 1997, 2-page brochure.
 “Model 385,” Peterbilt Motors Company, Denton, Texas, Oct. 1996, 5-page brochure.
 “Model 387,” Peterbilt Motors Company, Denton, Texas, Oct. 2002, 2-page brochure.
 “T600,” Kenworth Truck Company, Kirkland, Washington, 2002, 28-page brochure.
 “T600,” Kenworth Truck Company, Kirkland, Washington, 2005, 24-page brochure.
 “T660,” Kenworth Truck Company, Kirkland, Washington, 2007, 36-page brochure.
 “T660,” Kenworth Truck Company, Kirkland, Washington, 2009, 36-page brochure.
 “T700,” Kenworth Truck Company, Kirkland, Washington, 2010, 6-page brochure.
 “T2000,” Kenworth Truck Company, Kirkland, Washington, 1999, 20-page brochure.
 “T2000,” Kenworth Truck Company, Kirkland, Washington, 2002, 20-page brochure.
 “T2000,” Kenworth Truck Company, Kirkland, Washington, 2005, 20-page brochure.
 “AeroCab,” Kenworth Truck Company, Kirkland, Washington, as early as 1995, 3-page brochure.
 “T600,” Kenworth Truck Company, Kirkland, Washington, 1996, 7-page brochure.
 “Unibilt™ Cab Sleeper System,” Peterbilt Motors Company, Denton, Texas, Aug. 1994, 6-page brochure.
 Albert, H., “On the Road With Henry Albert. Five in a Row!” Team Run Smart, Jan. 8, 2013, <<https://www.teamrunsmart.com/the-pros/henry-albert/january-2013/five-in-a-row>> [retrieved Apr. 12, 2016], 7 pages.
 Berg, T., “Mack Emphasizes Fuel Economy With Pinnacle Announcements,” TruckingInfo.com, Mar. 31, 2011, <<http://www.truckinginfo.com/article/print/story/2011/03/mack-emphasizes-fuel-economy-with-pinnacle-announcements.aspx>> [retrieved Apr. 12, 2016], 2 pages.

* cited by examiner






Fig. 2.

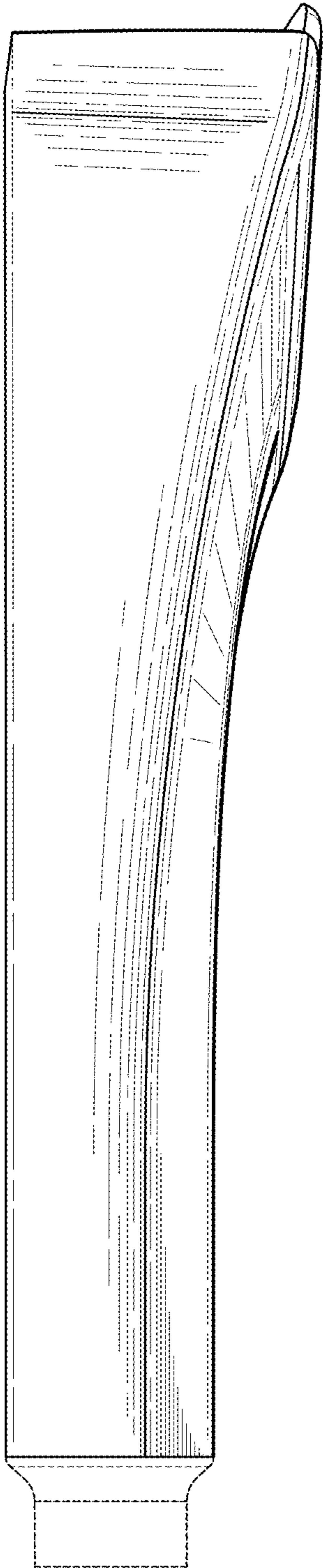


Fig. 3.

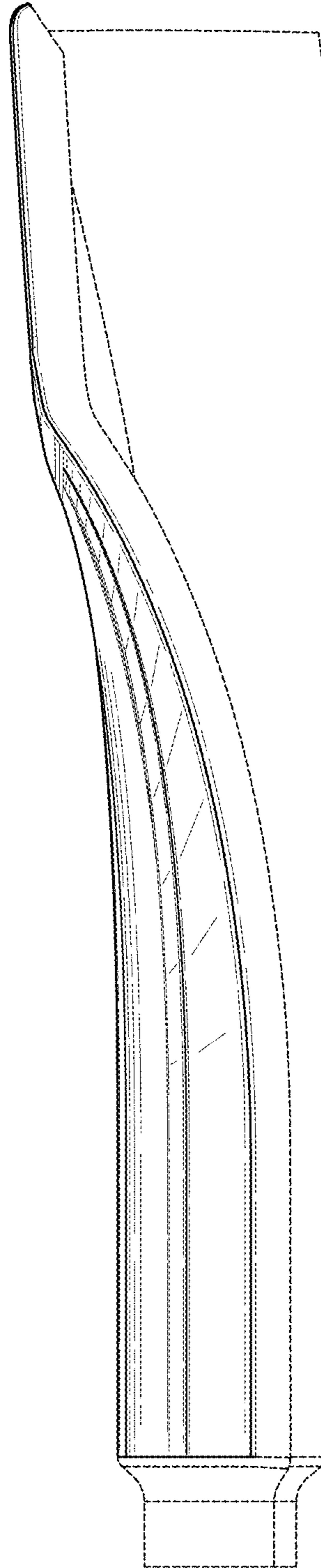


Fig. 4.

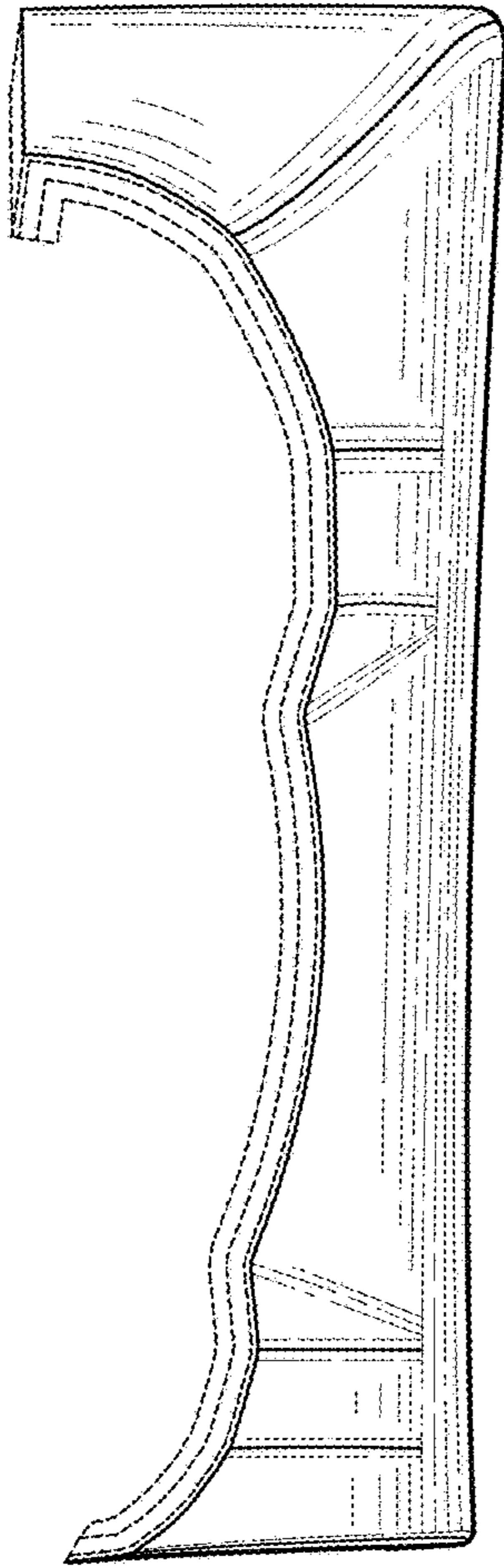


Fig. 5.




Fig. 6.