



US00D782375S

(12) **United States Design Patent**
Ito et al.

(10) **Patent No.:** **US D782,375 S**

(45) **Date of Patent:** **** Mar. 28, 2017**

(54) **BUMPER OF A TRUCK VEHICLE**

D381,946 S * 8/1997 Delashaw D12/167
D442,898 S 5/2001 Beigel
D445,073 S 7/2001 Tirey et al.

(71) Applicant: **International Truck Intellectual Property Company, LLC**, Lisle, IL (US)

(Continued)

(72) Inventors: **Chris Ito**, Suger Grove, IL (US); **Glen Joel Durmisevich**, Rochester Hills, MI (US); **Christian Michael Hardin**, Waterford, MI (US)

OTHER PUBLICATIONS

Sanchez, Edward A. "International Launches New HX-Series Vocational Trucks." trucktrend.com. Feb. 4, 2016. Accessed Aug. 29, 2016. Available online at URL: <http://www.trucktrend.com/news/1602-international-launches-new-hx-series-vocational-trucks/>.*

(Continued)

(73) Assignee: **International Truck Intellectual Property Company, LLC**, Lisle, IL (US)

Primary Examiner — Karen Kearney
Assistant Examiner — Christian P McLean

(**) Term: **15 Years**

(74) *Attorney, Agent, or Firm* — Jeffrey P. Calfa; Mark C. Bach

(21) Appl. No.: **29/543,810**

(57) **CLAIM**

The ornamental design for a bumper of a truck vehicle, as shown and described.

(22) Filed: **Oct. 28, 2015**

(51) **LOC (10) Cl.** **12-08**

(52) **U.S. Cl.**
USPC **D12/169**

(58) **Field of Classification Search**
USPC D12/86-92, 163-172; 293/102-155;
296/35.2, 193.09, 193.1, 203.02
CPC B60R 19/02; B60R 19/023; B60R 19/18;
B60R 19/24; B60R 19/44; B60R 19/48;
B60R 19/56; B60R 2019/527; B60R
2019/1886

DESCRIPTION

FIG. 1 is an isometric view of a first embodiment of a bumper of a truck vehicle showing my/our new design; FIG. 2 is a right side view of FIG. 1; FIG. 3 is a left side view of FIG. 1; FIG. 4 is a back view of FIG. 1; FIG. 5 is a front view of FIG. 1; FIG. 6 is a top plan view of FIG. 1, the bottom plan view being a mirror image of the top plan view; FIG. 7 is an isometric view of a second embodiment of a bumper of a truck vehicle showing my/our new design; FIG. 8 is a right side view of FIG. 7; FIG. 9 is a left side view of FIG. 7; FIG. 10 is a back view of FIG. 7; FIG. 11 is a front view of FIG. 7; and, FIG. 12 is a top plan view of FIG. 7, the bottom plan view being a mirror image of the top plan view.

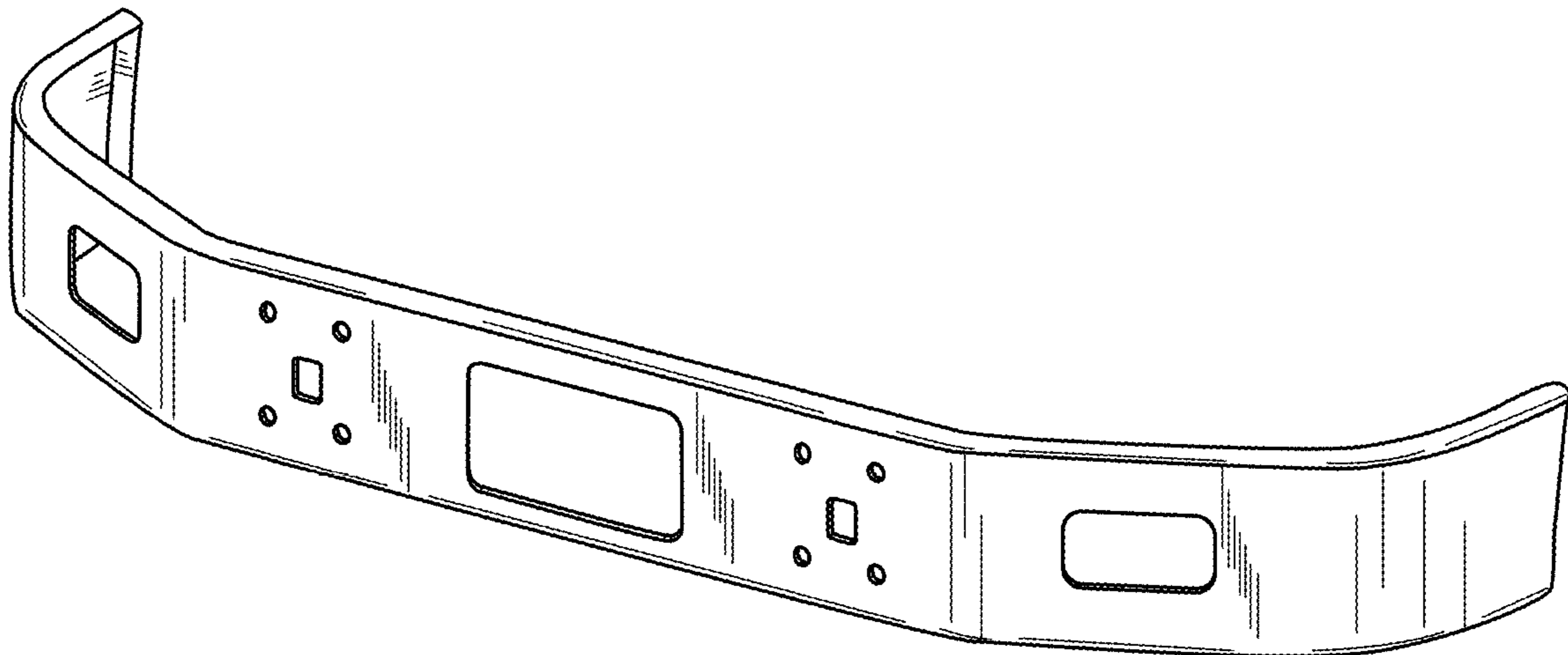
See application file for complete search history.

(56) **References Cited**

U.S. PATENT DOCUMENTS

D327,045 S * 6/1992 Levine D12/169
5,308,134 A * 5/1994 Stanesic B60J 1/2005
296/180.1

1 Claim, 6 Drawing Sheets



(56)

References Cited

U.S. PATENT DOCUMENTS

D454,098 S * 3/2002 McGuinness D12/171
 D458,565 S 6/2002 Maher et al.
 D476,929 S * 7/2003 Dozier D12/169
 D482,302 S * 11/2003 Dozier D12/169
 D483,707 S * 12/2003 Satou D12/169
 D489,649 S * 5/2004 Satou D12/96
 D521,912 S 5/2006 Beigel et al.
 7,086,673 B2 8/2006 Connett et al.
 D537,389 S 2/2007 Beigel et al.
 D540,224 S 4/2007 Gregory et al.
 D556,649 S 12/2007 Beigel et al.
 D584,665 S * 1/2009 Johnson D12/169
 D589,846 S * 4/2009 Tanaka D12/96
 D612,778 S 3/2010 Beigel et al.
 7,703,834 B1 * 4/2010 Hardy B60R 9/06
 296/102
 D634,246 S 3/2011 Aris et al.
 D645,799 S * 9/2011 Beigel D12/169
 D647,012 S 10/2011 Beigel et al.

D655,652 S * 3/2012 Hanson D12/169
 8,322,763 B2 * 12/2012 Tejler B60D 1/02
 293/155
 D703,105 S * 4/2014 Riggs D12/96
 D708,996 S 7/2014 Durmisevich et al.
 D709,807 S * 7/2014 Heilaneh D12/169
 D737,739 S * 9/2015 Hanson D12/169
 D740,730 S * 10/2015 Peltola D12/169
 D761,166 S * 7/2016 Hare D12/169
 D763,147 S * 8/2016 Rodriguez D12/169
 2006/0197347 A1 9/2006 Hoffman et al.
 2008/0265591 A1 * 10/2008 Tolani B60R 19/18
 293/120

OTHER PUBLICATIONS

“International HX.” dailydieseldose.com. Feb. 3, 2016. Accessed Aug. 29, 2016. Available online at URL: <<http://dailydieseldose.com/international-hx/>>.*

* cited by examiner

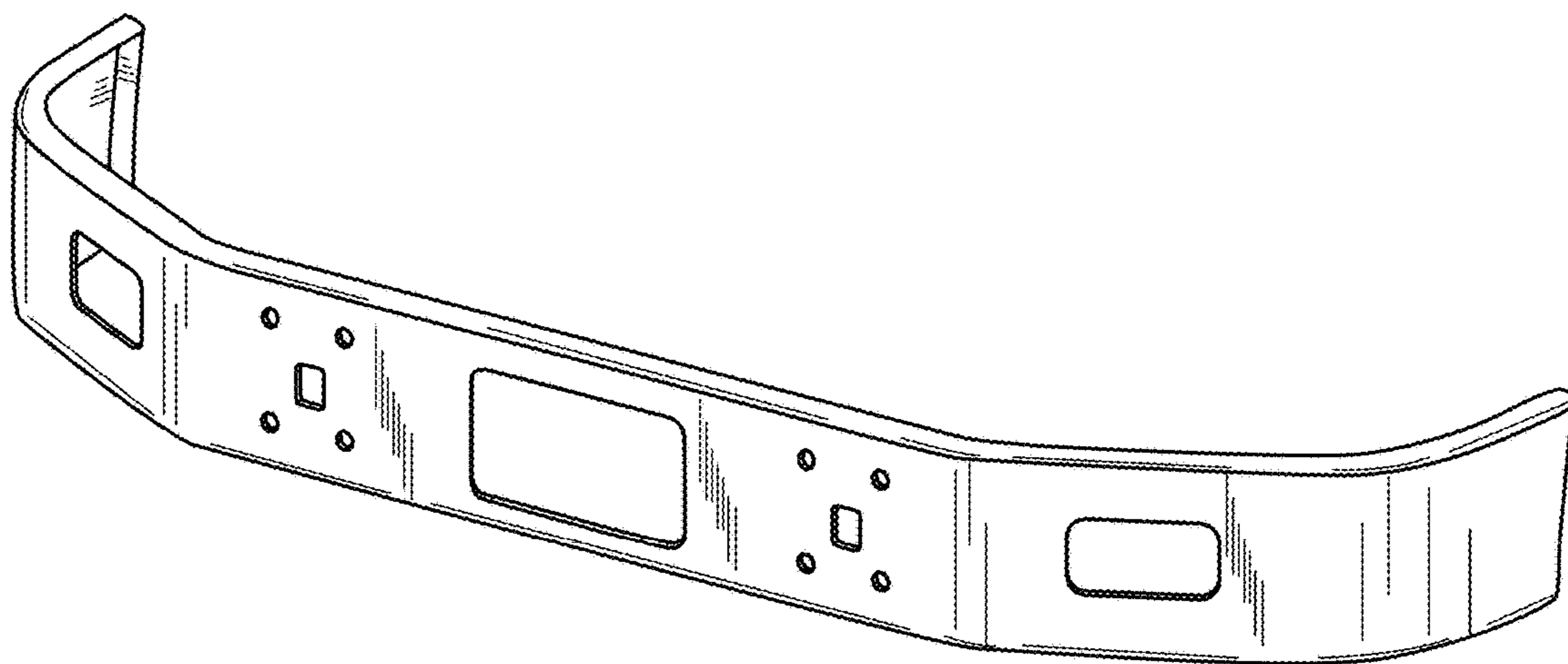


FIG. 1

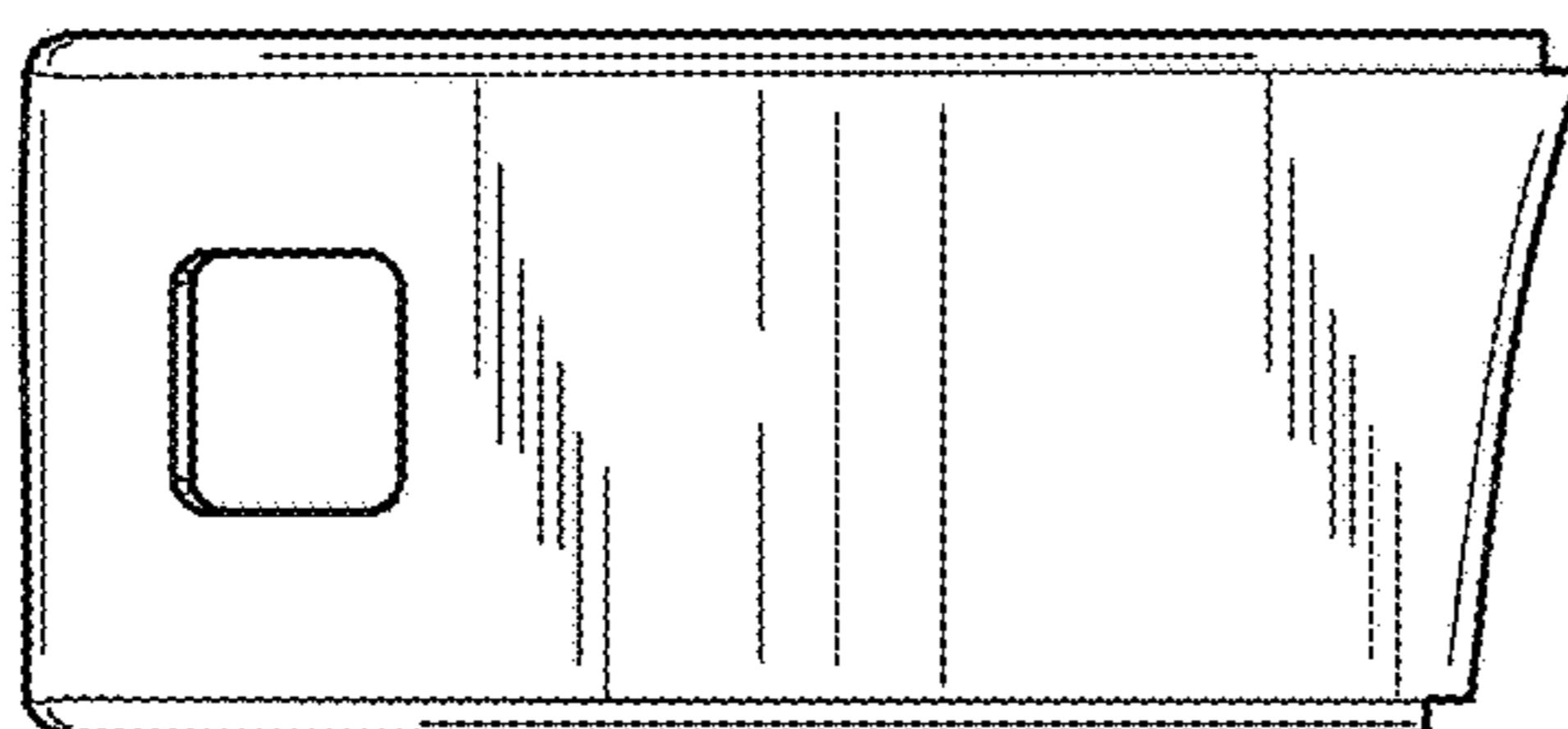


FIG. 2

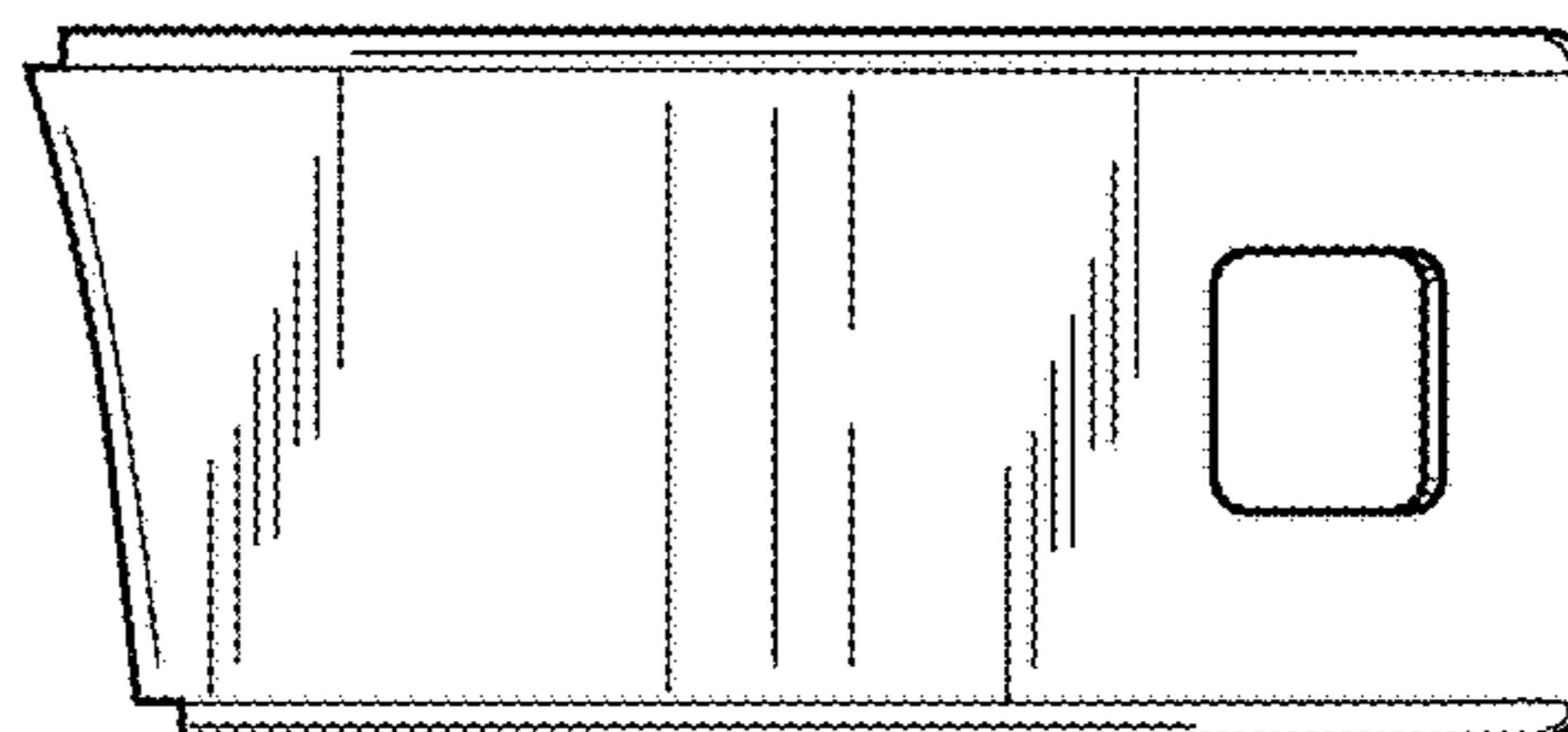


FIG. 3




FIG. 4




FIG. 5




FIG. 6

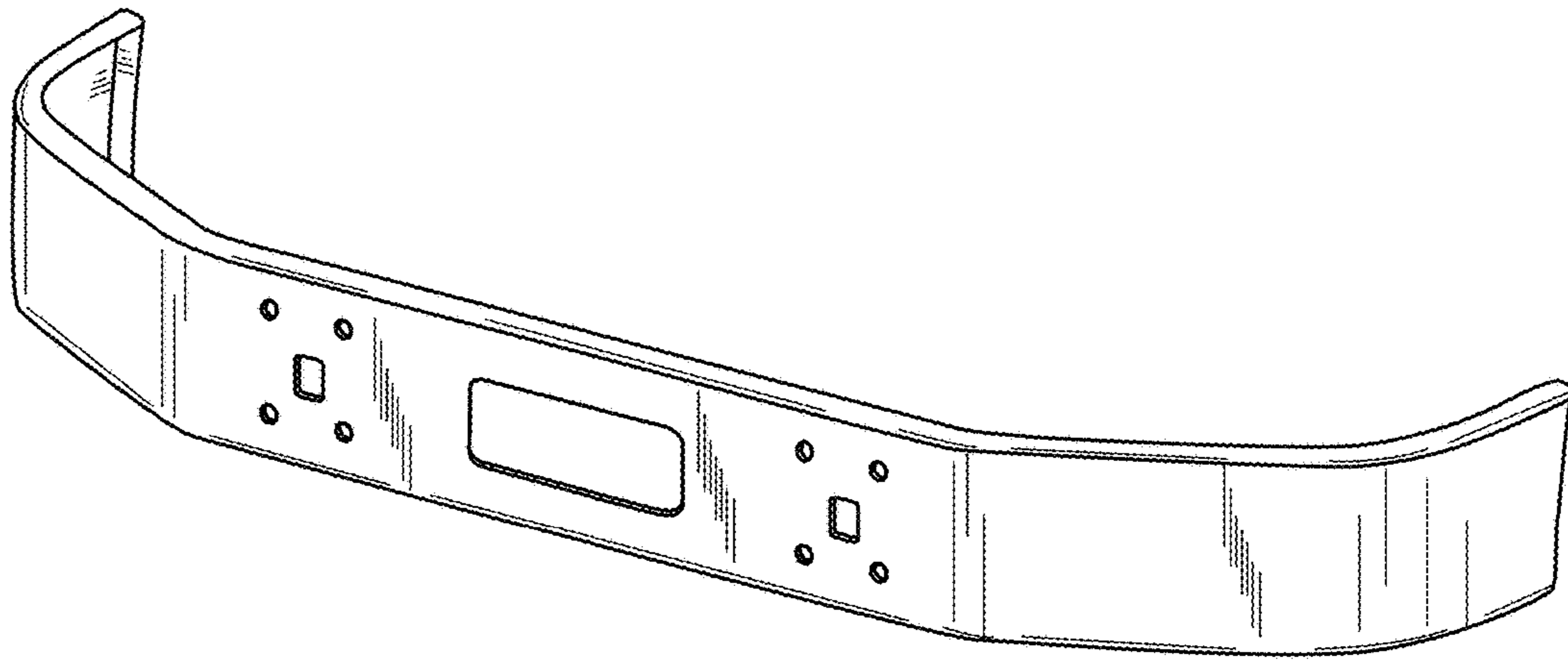


FIG. 7

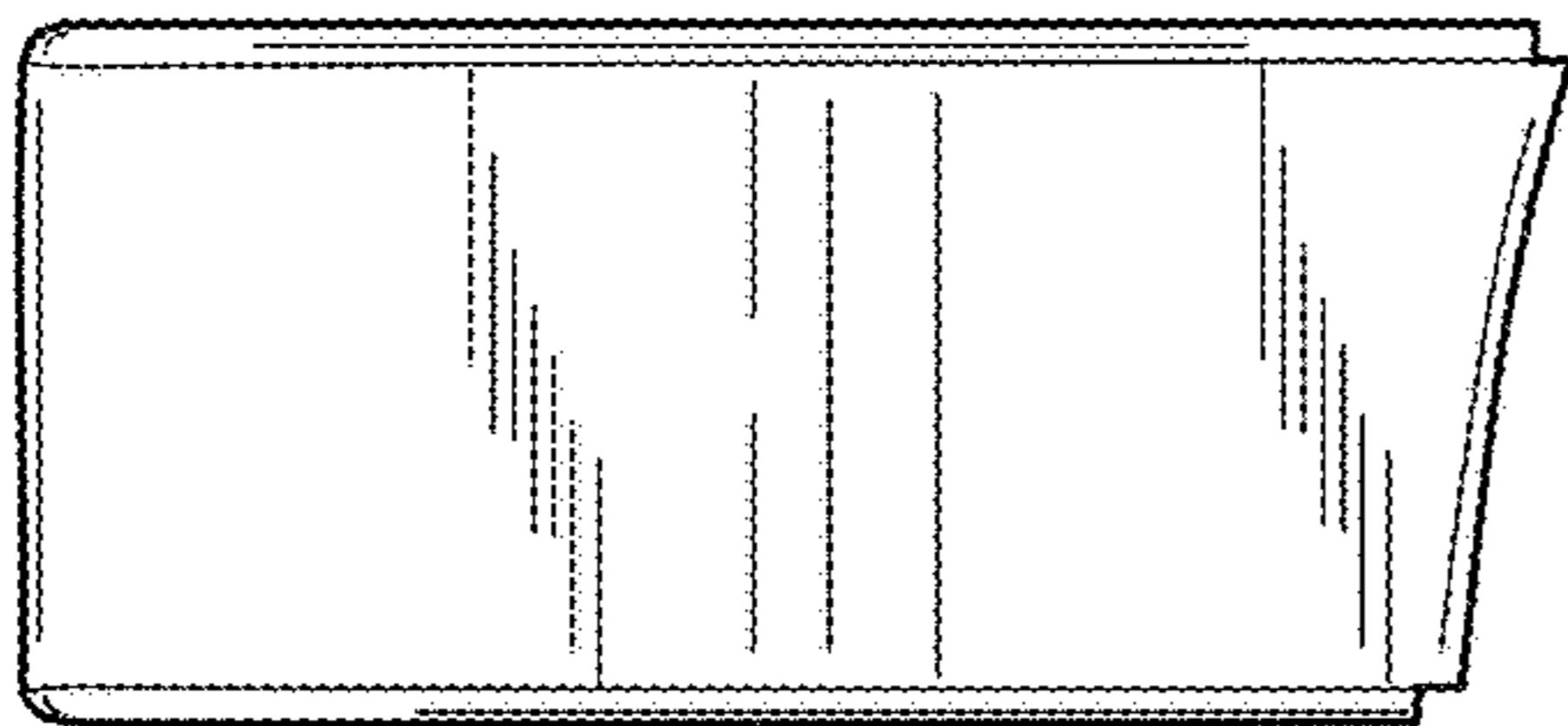


FIG. 8

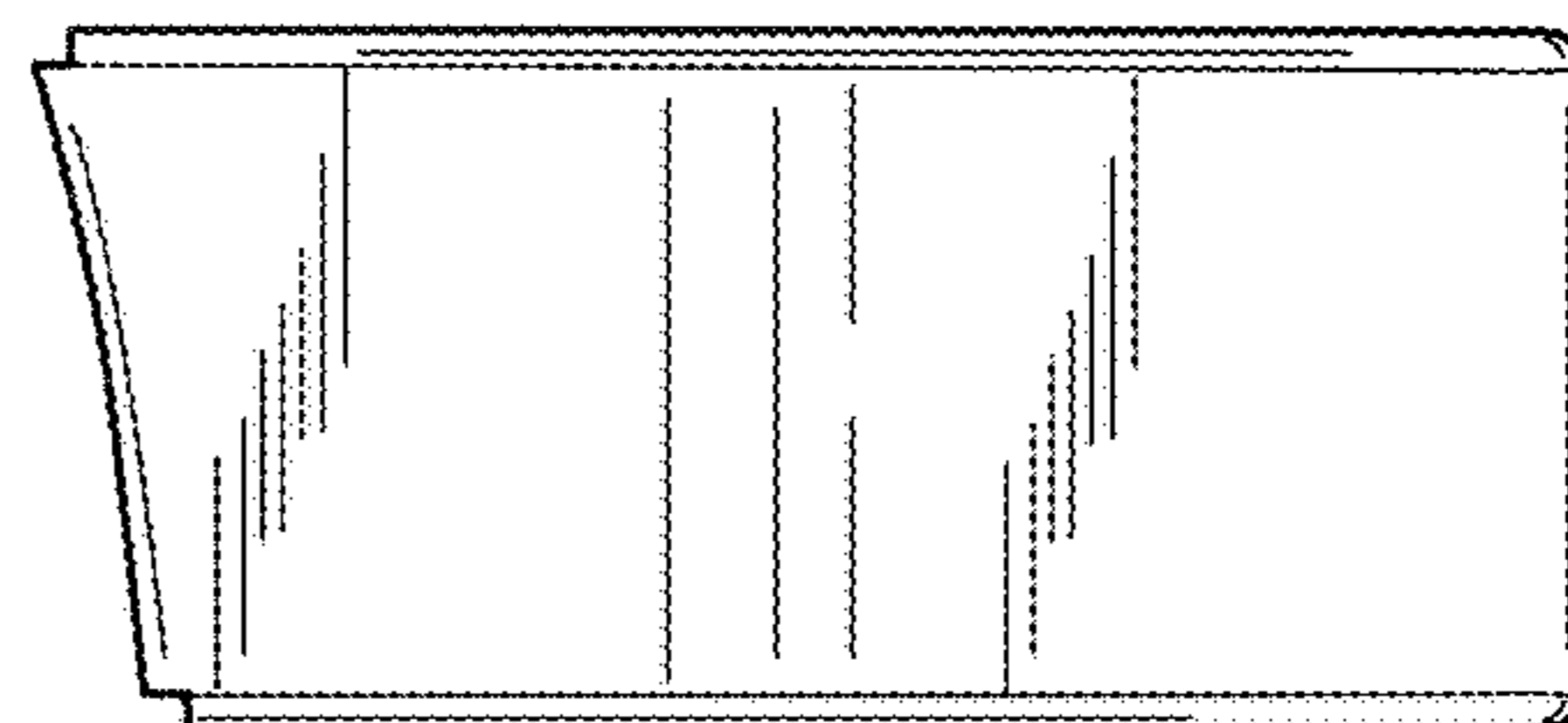


FIG. 9




FIG. 10

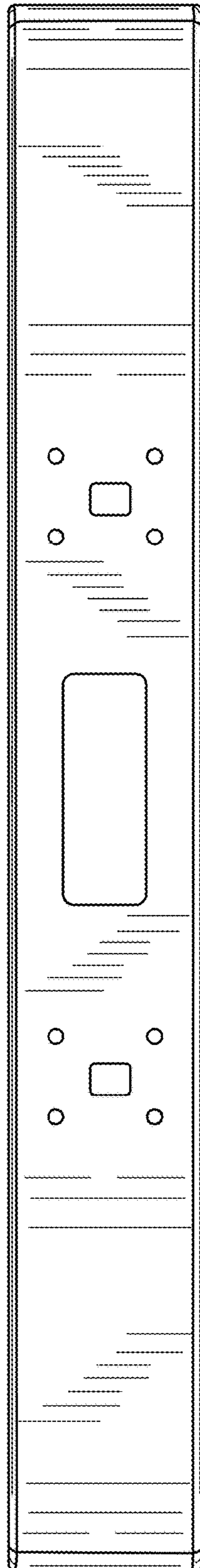


FIG. 11




FIG. 12