



US00D782330S

(12) **United States Design Patent**
Kim et al.

(10) **Patent No.:** **US D782,330 S**
(45) **Date of Patent:** **** Mar. 28, 2017**

(54) **PACKAGING FOR A PRINTER COMPONENT**

B65D 5/48024; B65D 2519/00208; B65D
81/113; B65D 71/0003; B65D 81/025;
B65D 2581/055; B65D 81/133; A61B
50/33

(71) Applicant: **Samsung Electronics Co., Ltd.**,
Suwon-si, Gyeonggi-do (KR)

See application file for complete search history.

(72) Inventors: **Jong-Uk Kim**, Suwon-si (KR);
Shin-Hyup Kang, Suwon-si (KR);
Young-Chae Kim, Seoul (KR)

(56) **References Cited**

(73) Assignee: **S-PRINTING SOLUTION CO., LTD.**,
Gyeonggi-Do (KR)

U.S. PATENT DOCUMENTS

(**) Term: **15 Years**

3,802,555 A * 4/1974 Grasty A61B 50/30
206/370
3,851,649 A * 12/1974 Villari A61M 25/002
206/223
D303,217 S * 9/1989 Maidon D9/456
5,385,232 A * 1/1995 Foos B65D 81/025
206/320
5,421,459 A * 6/1995 Mazzotti A47G 19/065
206/549

(21) Appl. No.: **29/542,162**

(22) Filed: **Oct. 12, 2015**

(Continued)

(30) **Foreign Application Priority Data**

Jul. 30, 2015 (KR) 30-2015-0038366

Primary Examiner — Cathron Brooks

Assistant Examiner — Teddy Falloway

(51) **LOC (10) Cl.** **09-03**

(74) *Attorney, Agent, or Firm* — Cantor Colburn LLP

(52) **U.S. Cl.**

USPC **D9/737**; D9/456

(57) **CLAIM**

(58) **Field of Classification Search**

USPC D9/414, 425, 430, 432, 456, 737, 759,
D9/760; D7/553.1, 553.2, 554.3;
206/216, 486, 553, 557, 561, 562, 564,
206/565, 570; 220/500, 675


The ornamental design for a packaging for a printer component, as shown and described.

DESCRIPTION

CPC B65D 1/36; B65D 1/0223; B65D 1/34;
B65D 2543/00296; B65D 79/005; B65D
71/70; B65D 5/5021; B65D 25/04; B65D
77/24; B65D 5/5038; B65D 25/10; B65D
21/0233; B65D 1/40; B65D 2571/0066;
B65D 43/162; B65D 73/0042; B65D
2543/00194; B65D 5/503; B65D 81/3453;
B65D 81/3216; B65D 25/108; B65D
1/22; B65D 85/00; B65D 2519/00069;
B65D 2519/00174; B65D 2519/00288;
B65D 2543/00101; B65D 2519/00268;
B65D 2519/00318; B65D 2519/00273;

FIG. 1 is a perspective view of a packaging for a printer component, showing our new design;
FIG. 2 is a front view thereof;
FIG. 3 is a rear view thereof;
FIG. 4 is a side view thereof;
FIG. 5 is another side view thereof;
FIG. 6 is a top plan view thereof;
FIG. 7 is a bottom plan view thereof;
FIG. 8 is another perspective view thereof; and,
FIG. 9 is a bottom perspective view thereof.

1 Claim, 9 Drawing Sheets



(56)

References Cited

U.S. PATENT DOCUMENTS

5,449,071 A * 9/1995 Levy A61B 10/0096
206/370
D369,469 S * 5/1996 Gregory D3/313
5,706,951 A * 1/1998 Oinuma H01L 21/67366
206/592
D423,679 S * 4/2000 Jenkins D24/227
6,105,765 A * 8/2000 Chu B65D 81/025
206/320
D438,029 S * 2/2001 Brey D6/406.3
D459,078 S * 6/2002 Tondino D3/313
D508,633 S * 8/2005 Kozlowski D3/313
7,328,800 B2 * 2/2008 Koike B65D 5/5088
206/521
D589,798 S * 4/2009 Liipola D9/456
D596,030 S * 7/2009 Liipola D9/456
D661,188 S * 6/2012 Fahy D9/456
8,303,599 B2 * 11/2012 Hess A61M 5/008
206/219
D743,250 S * 11/2015 Kikuhara D9/425
D748,498 S * 2/2016 Pipes D9/424
9,517,872 B2 * 12/2016 Murano B65D 77/04
2007/0225654 A1 * 9/2007 Hess A61M 5/008
604/187
2009/0326707 A1 * 12/2009 Mattila B65D 5/5038
700/216
2013/0240403 A1 * 9/2013 Shih B65D 81/133
206/591
2014/0027337 A1 * 1/2014 Marchetti B65D 81/05
206/521
2016/0228676 A1 * 8/2016 Glithero A61M 25/002

* cited by examiner

FIG. 1




FIG. 2

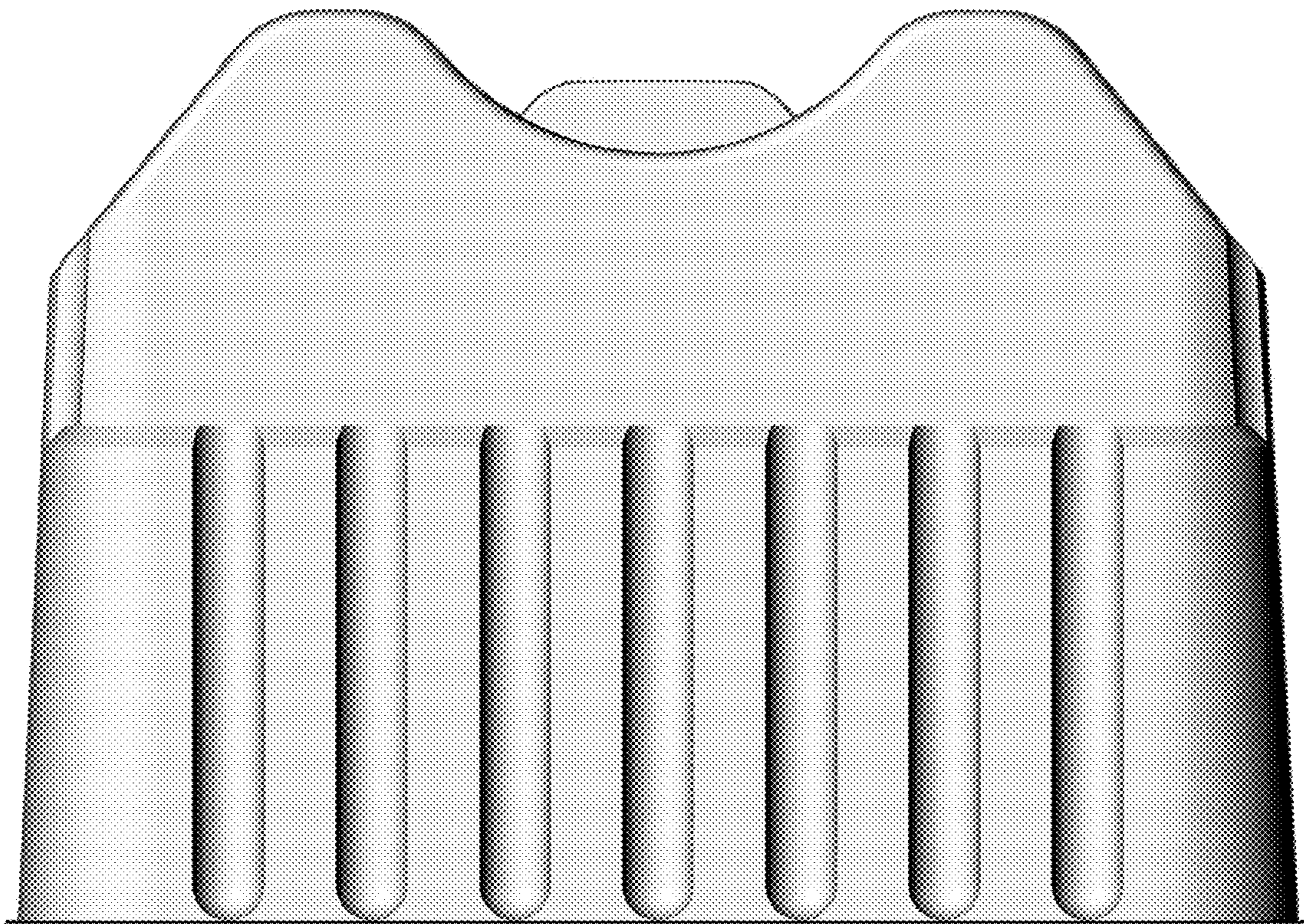


FIG. 3

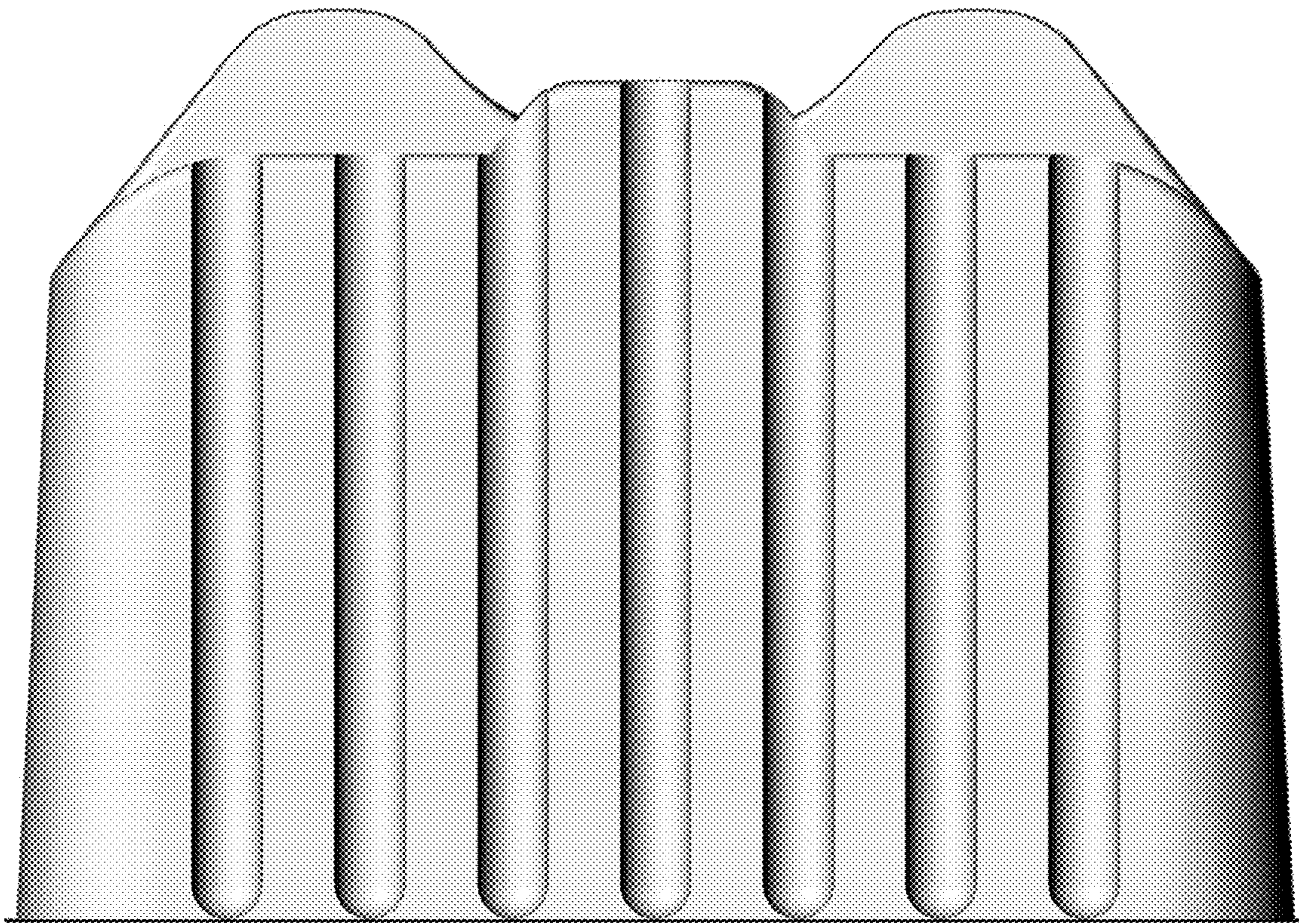


FIG. 4




FIG. 5




FIG. 6



FIG. 7



FIG. 8




FIG. 9

