



US00D782318S

(12) **United States Design Patent** (10) **Patent No.:** **US D782,318 S**
Sanghavi et al. (45) **Date of Patent:** **** Mar. 28, 2017**

(54) **BOTTLE** D436,033 S * 1/2001 Croft D9/541
6,513,669 B2 * 2/2003 Ozawa B65D 1/0223
215/282
(71) Applicant: **V2 Corp.**, New Delhi (IN) D521,390 S * 5/2006 Andoh D9/542
7,097,059 B2 * 8/2006 Saito B65D 1/0223
215/379
(72) Inventors: **Pramit Sanghavi**, New Delhi (IN); D556,050 S * 11/2007 Gottlieb D9/566
Dewang Sanghavi, New Delhi (IN) D562,686 S * 2/2008 Fukuda D9/454
D605,054 S * 12/2009 Ungrady D9/559
D612,251 S * 3/2010 Lepoitevin D9/539
7,699,183 B2 * 4/2010 Matsuoka B65D 1/0223
215/381
(**) Term: **14 Years** D633,805 S * 3/2011 Servaire D9/435
D637,495 S * 5/2011 Gill D9/538
D649,061 S * 11/2011 Jeffs D9/542
(21) Appl. No.: **29/509,557** 2012/0219738 A1 * 8/2012 Boukobza B65D 1/0223
428/35.7
(22) Filed: **Nov. 19, 2014**

(30) **Foreign Application Priority Data**

May 21, 2014 (IN) 262765

(51) **LOC (10) Cl.** **09-01**

(52) **U.S. Cl.**
USPC **D9/541; D9/542**

(58) **Field of Classification Search**
USPC D9/516-575
CPC B65D 1/02; B65D 1/0207; B65D 1/0223;
B65D 1/40; B65D 1/42; B65D 1/44;
B65D 23/00; B65D 23/10; B65D 23/102;
B65D 11/10; B65D 2203/00; B65D
2501/0009; B65D 2501/0018; B65D
2501/0027; B65D 2501/0036; B65D
2501/0081

See application file for complete search history.

(56) **References Cited**

U.S. PATENT DOCUMENTS

D25,402 S * 4/1896 Nelson D9/544
D106,982 S * 11/1937 Kohl D9/563
3,536,500 A * 10/1970 Cleereman B65D 1/0223
215/382
D384,586 S * 10/1997 Peek D9/520

* cited by examiner

Primary Examiner — Catherine Tuttle

(74) *Attorney, Agent, or Firm* — Ladas & Parry LLP

(57) **CLAIM**

We claim the ornamental design for a bottle, as shown and described.

DESCRIPTION

FIG. 1 is an elevation view showing our new design from the front and right sides at a 45° rotation from the other elevation views;

FIG. 2 is front-elevation view thereof and the rear view is a mirror image thereof;

FIG. 3 is a top plan view thereof;

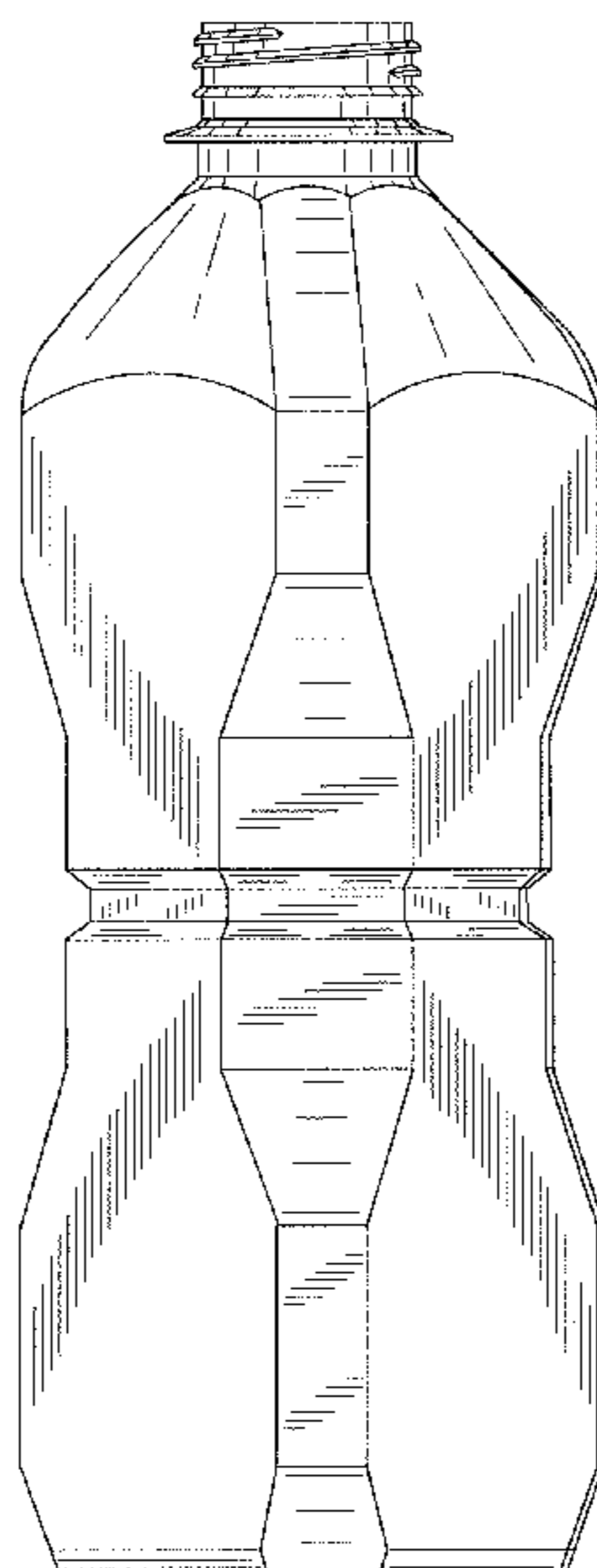
FIG. 4 is a bottom plan view thereof;

FIG. 5 is a right side-elevation view thereof; and,

FIG. 6 is a left side-elevation view thereof.

The broken lines in the drawings are included for the purpose of illustrating portions of the bottle that form no part of the claimed design.

1 Claim, 4 Drawing Sheets



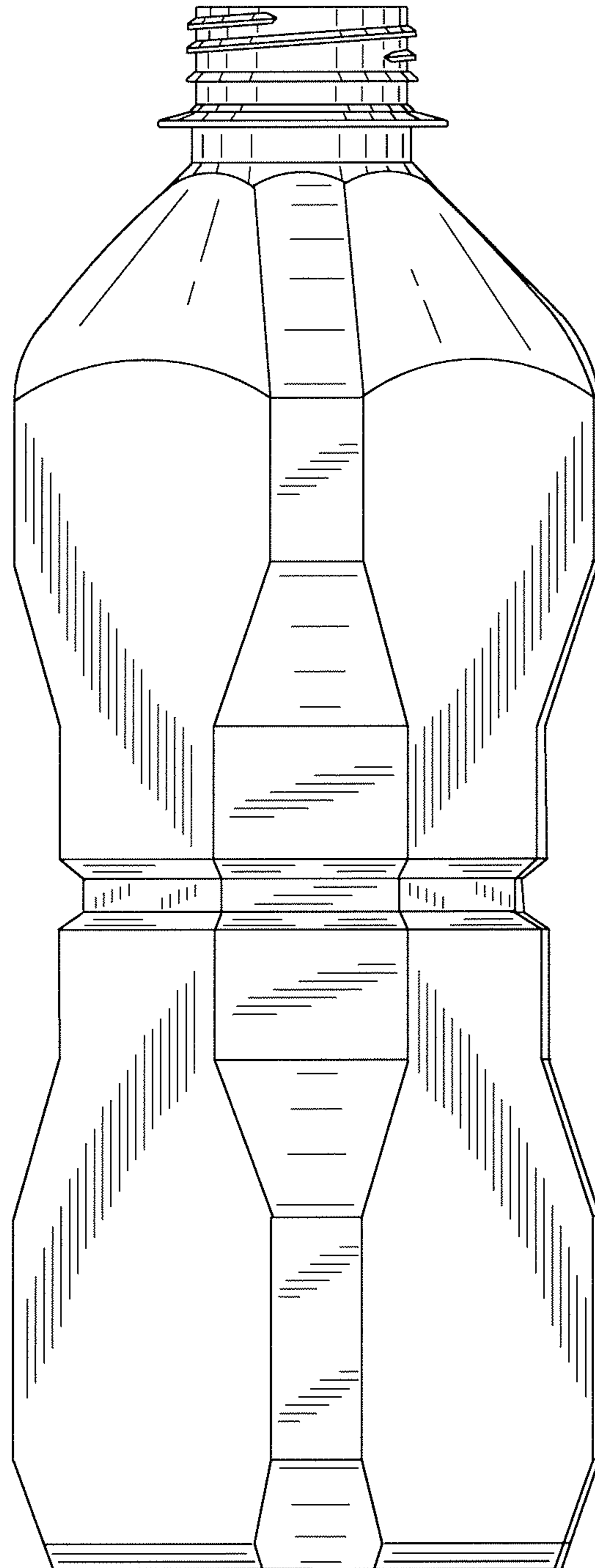


FIG. 1




FIG. 2

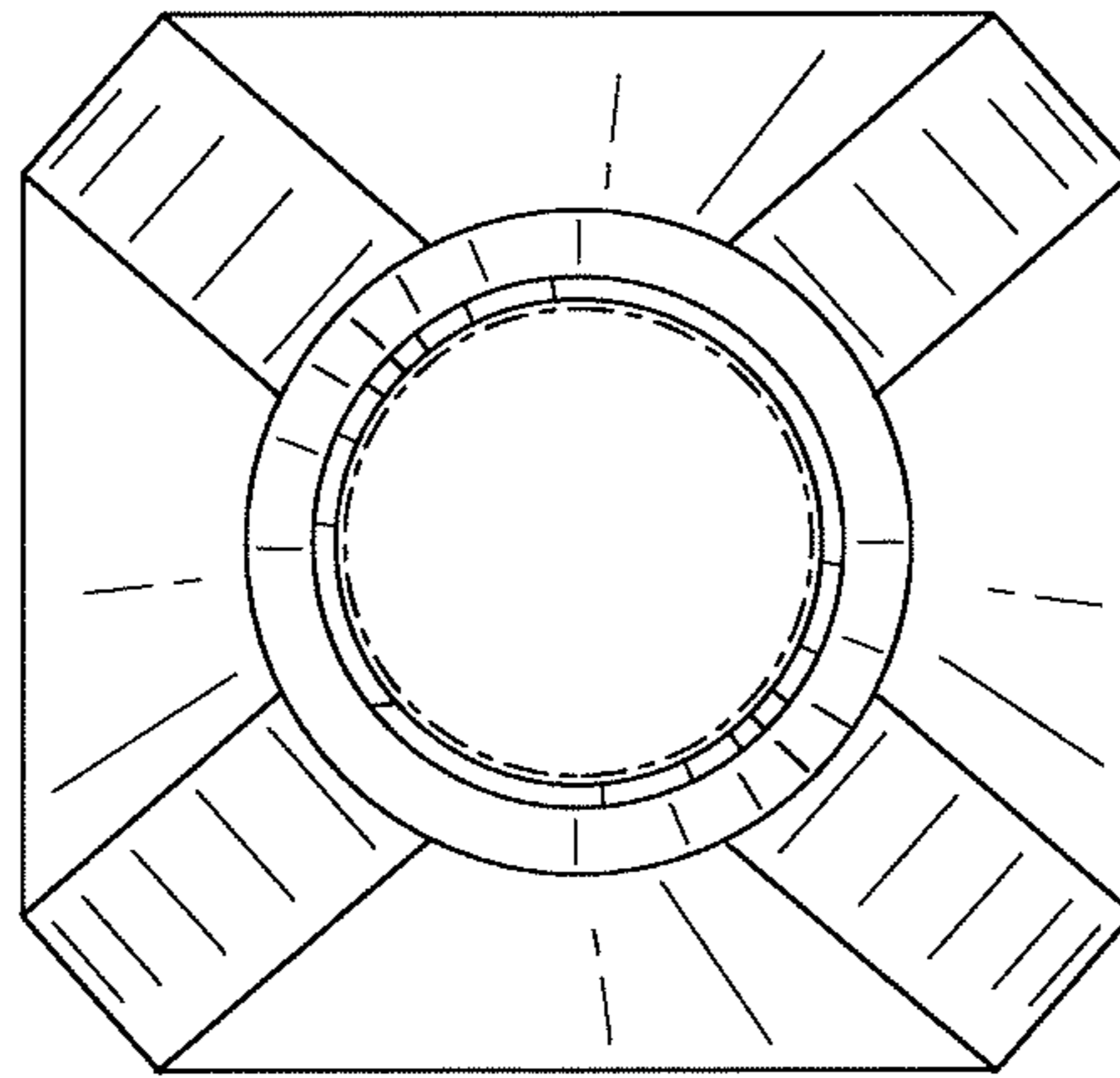


FIG. 3

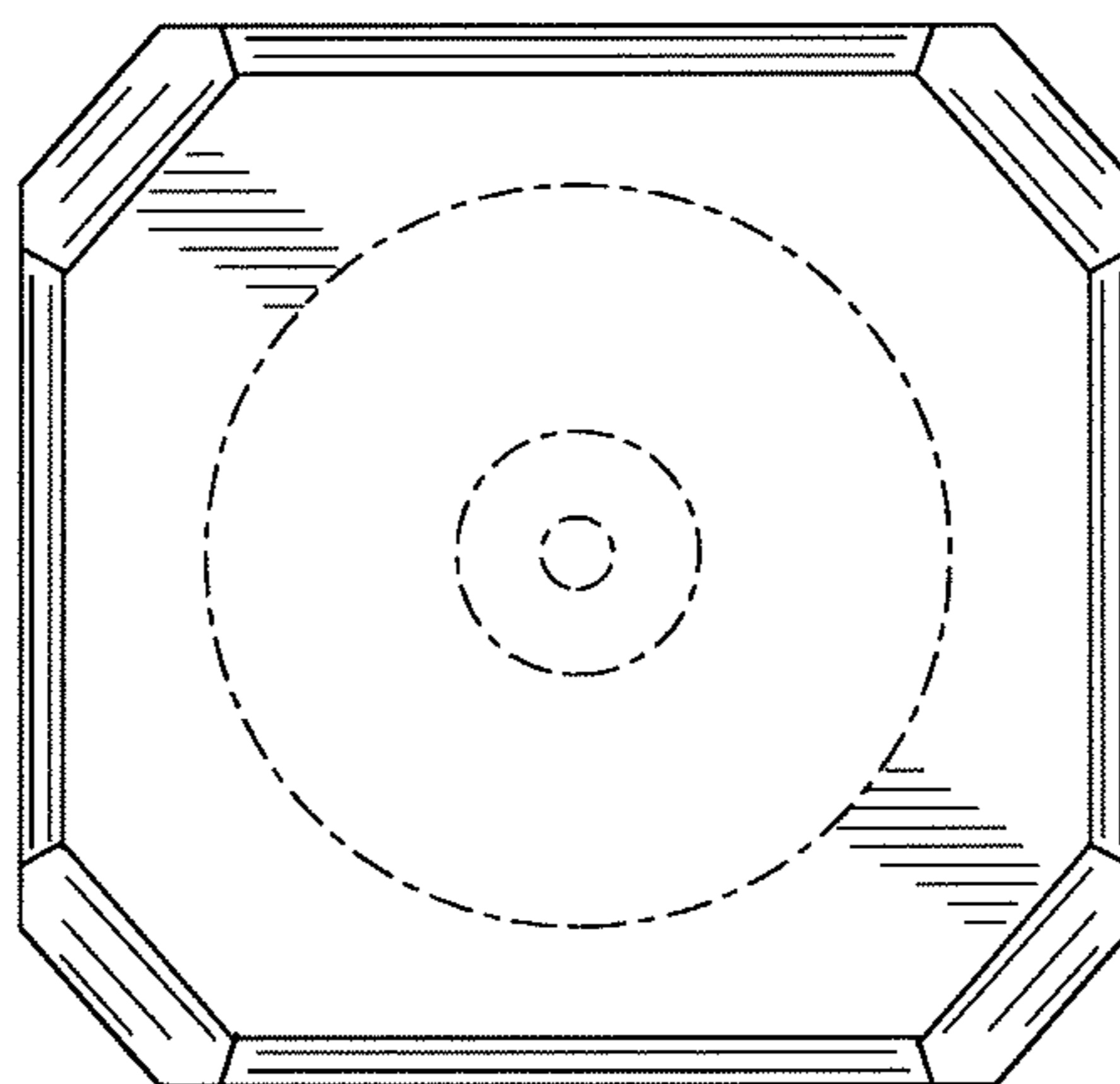


FIG. 4

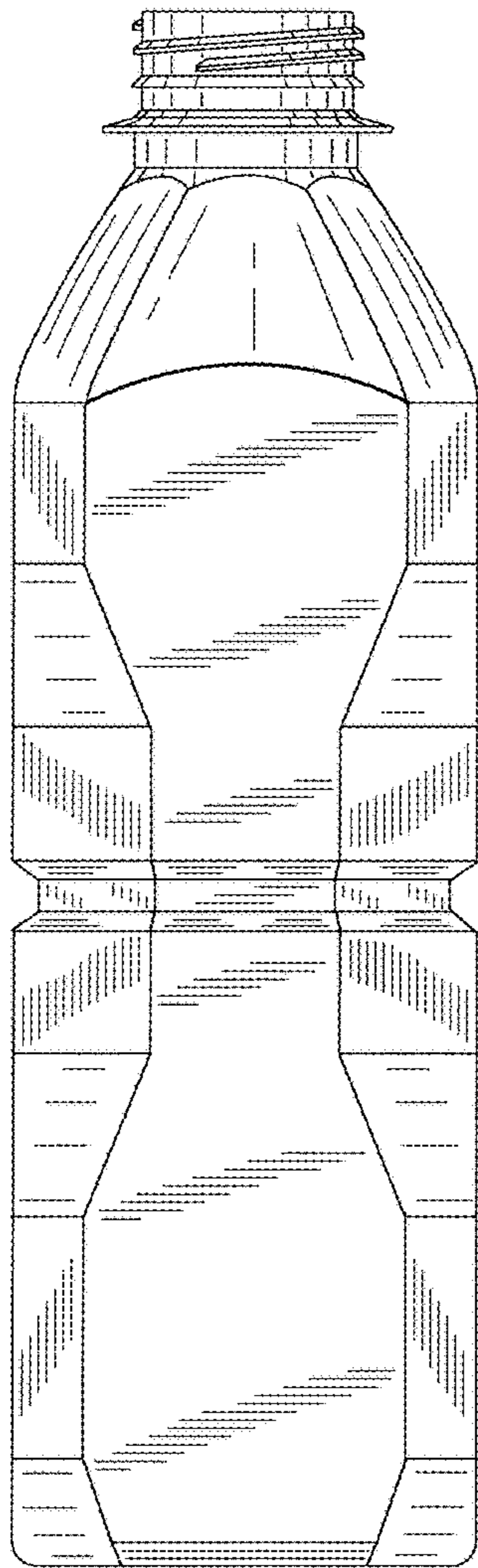


FIG. 5

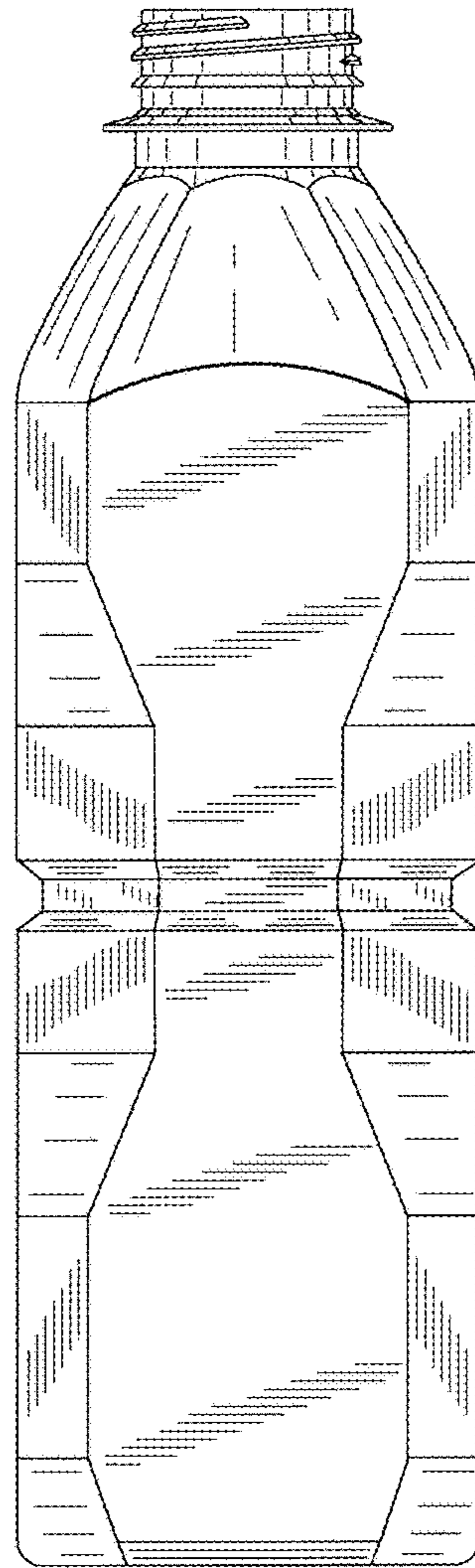


FIG. 6