



US00D782309S

(12) **United States Design Patent** (10) **Patent No.:** **US D782,309 S**
Jiang (45) **Date of Patent:** **** *Mar. 28, 2017**

(54) **OVERCAP**

(71) Applicant: **S. C. Johnson & Son, Inc.**, Racine, WI (US)

(72) Inventor: **Nathaniel Jiang**, Chicago, IL (US)

(73) Assignee: **S. C. Johnson & Son, Inc.**, Racine, WI (US)

(*) Notice: This patent is subject to a terminal disclaimer.

(**) Term: **15 Years**

(21) Appl. No.: **29/546,816**

(22) Filed: **Nov. 25, 2015**

Related U.S. Application Data

(63) Continuation-in-part of application No. 29/540,168, filed on Sep. 21, 2015.

(51) **LOC (10) Cl.** **09-07**

(52) **U.S. Cl.**
USPC **D9/448**

(58) **Field of Classification Search**

USPC D9/429, 434, 435, 443-450, 452, 454, D9/499, 553, 554, 559, 561; D7/387, D7/392, 393, 396.2, 396.4, 509, 510, 511, D7/514; D3/202, 203.2, 223, 264, 294, D3/304, 318
CPC .. A61J 1/00; A61J 1/1412; B65D 1/00; B65D 1/02; B65D 1/10; B65D 1/46; B65D 2585/56; B65D 2585/545; B65D 41/00; B65D 41/56; B65D 41/62; B65D 47/06; B65D 47/08; B65D 2543/00046

See application file for complete search history.

(56) **References Cited**

U.S. PATENT DOCUMENTS

3,651,993	A	3/1972	Venus	
3,675,831	A	7/1972	Beres	
3,738,536	A	6/1973	Gach	
3,747,807	A	7/1973	Gach	
3,773,227	A	11/1973	Laing	
3,779,427	A	12/1973	Ewald	
3,804,302	A	4/1974	Yamada	
D434,658	S *	12/2000	Geier	D9/448
D478,285	S *	8/2003	Pannozzo	D9/448
6,758,373	B2	7/2004	Jackson	

(Continued)

FOREIGN PATENT DOCUMENTS

WO	03095330	A1	11/2003
WO	2004020313	A1	3/2004

(Continued)

Primary Examiner — Karen S Acker
Assistant Examiner — Wendy Arminio

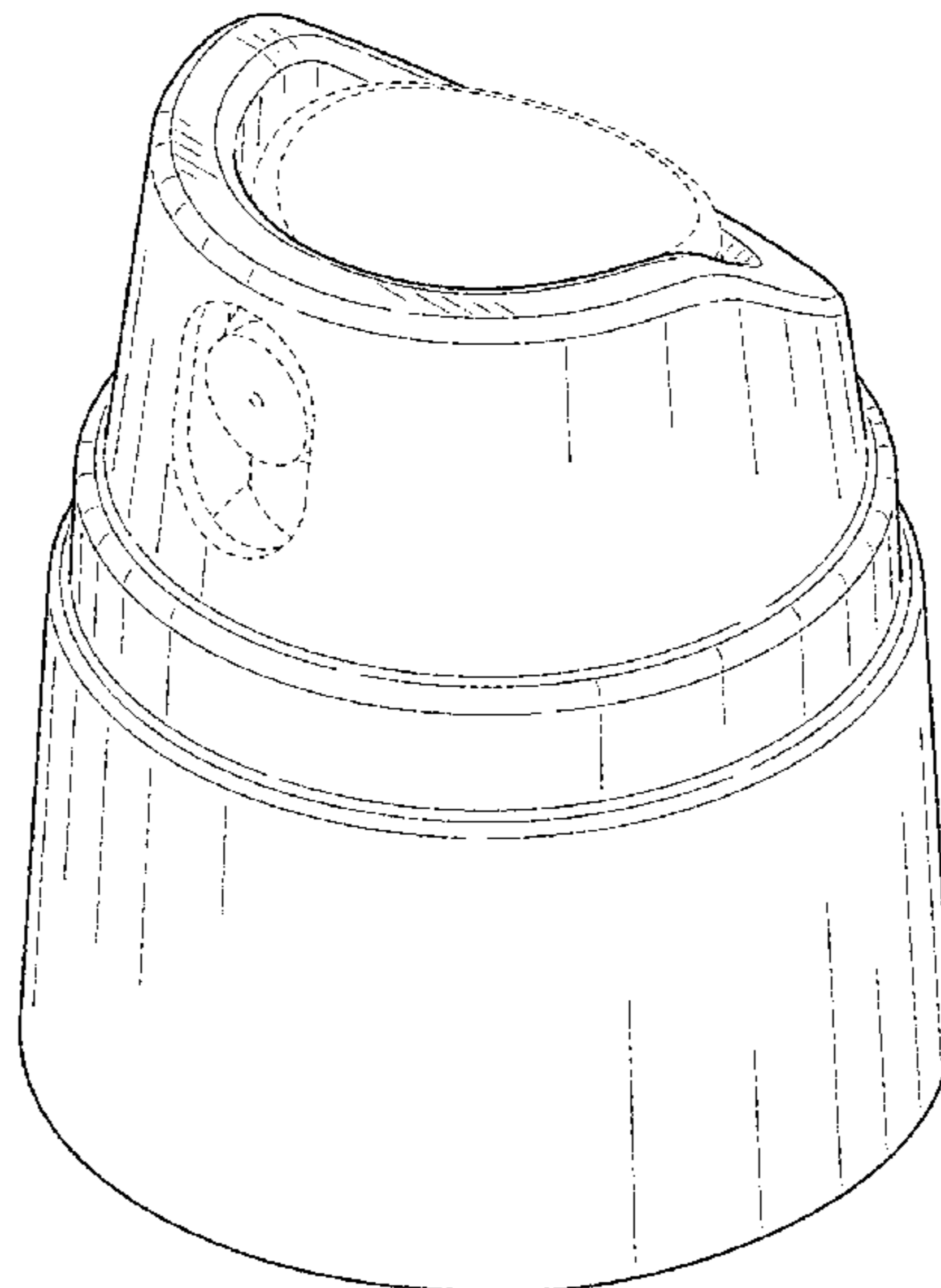
(57) **CLAIM**

The ornamental design for an overcap, as shown and described.

DESCRIPTION

FIG. 1 is an isometric view of a top, front, and right side of an overcap;
FIG. 2 is a front elevational view of the overcap of FIG. 1;
FIG. 3 is a rear elevational view of the overcap of FIG. 1;
FIG. 4 is a right side elevational view of the overcap of FIG. 1;
FIG. 5 is a left side elevational view of the overcap of FIG. 1; and,
FIG. 6 is a top plan view of the overcap of FIG. 1.
The broken lines depict portions of the overcap that form no part of the claimed design.

1 Claim, 4 Drawing Sheets



(56)

References Cited

U.S. PATENT DOCUMENTS

D509,136 S * 9/2005 Walters D9/447
 D516,909 S * 3/2006 Bloc D9/434
 7,036,691 B2 5/2006 Nicolas
 D532,302 S * 11/2006 Moretti D9/448
 D536,969 S * 2/2007 Geier D9/448
 D551,077 S * 9/2007 Bloc D9/448
 7,487,891 B2 2/2009 Yerby et al.
 D587,576 S * 3/2009 Miller D9/448
 7,699,190 B2 4/2010 Hygema
 7,757,905 B2 7/2010 Strand et al.
 D627,638 S * 11/2010 Bodet D9/448
 D640,555 S * 6/2011 Williams D9/447
 D649,047 S * 11/2011 Baker D9/435
 8,100,298 B2 1/2012 Marquardt et al.
 8,127,968 B2 3/2012 Yerby et al.
 D664,432 S * 7/2012 Jordan D9/448
 D665,668 S * 8/2012 Cho D9/448
 D666,491 S * 9/2012 Adams B65D 83/205
 D9/445
 8,403,184 B2 3/2013 Eberhardt et al.
 D680,432 S * 4/2013 Geier D9/448
 8,418,892 B2 4/2013 Geier
 D684,052 S * 6/2013 Bakic D9/448
 8,517,227 B2 8/2013 Strand et al.
 D716,654 S * 11/2014 Dubitsky D9/435

D721,275 S * 1/2015 Thijssen D9/448
 D746,680 S * 1/2016 Orasche D9/448
 D750,492 S * 3/2016 Campbell D9/448
 2005/0218164 A1 10/2005 Morris et al.
 2006/0118658 A1 6/2006 Corkhill et al.
 2007/0051754 A1 3/2007 Strand et al.
 2007/0290007 A1 12/2007 Eberhardt
 2008/0251543 A1 10/2008 Eberhardt et al.
 2012/0037668 A1 2/2012 Bicknell et al.
 2014/0183228 A1 7/2014 Decea et al.
 2014/0231467 A1 8/2014 Betts et al.
 2014/0291353 A1 10/2014 Betts et al.
 2014/0299148 A1 10/2014 Betts et al.

FOREIGN PATENT DOCUMENTS

WO 2004020314 A1 3/2004
 WO 2004078635 A2 9/2004
 WO 2006058626 A1 6/2006
 WO 2006061099 A1 6/2006
 WO 2007022422 A2 2/2007
 WO 2008085896 A2 7/2008
 WO 2010052168 A1 5/2010
 WO 2013068190 A1 5/2013
 WO 2013068191 A1 5/2013
 WO 2013068219 A1 5/2013

* cited by examiner

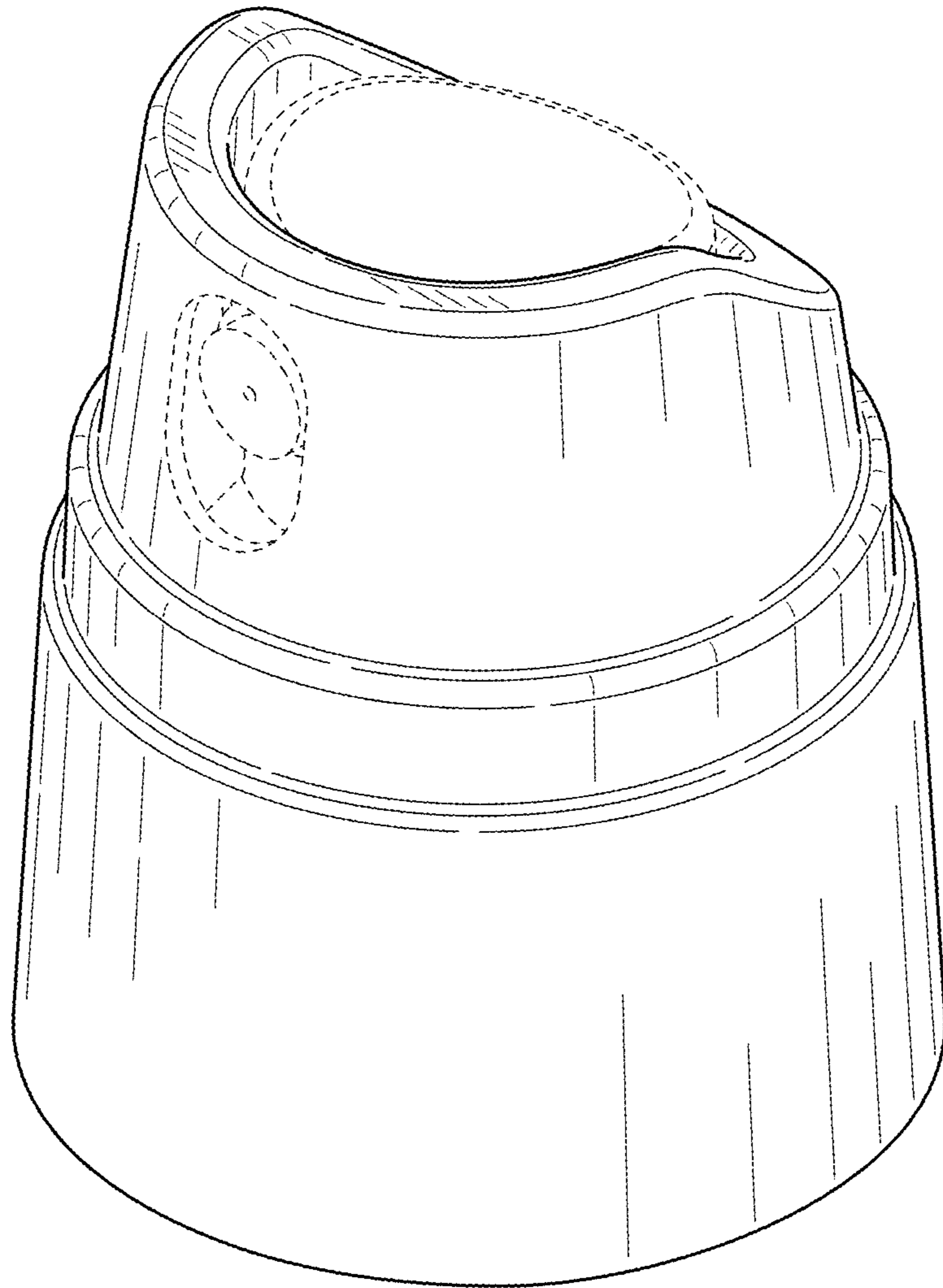


FIG. 1

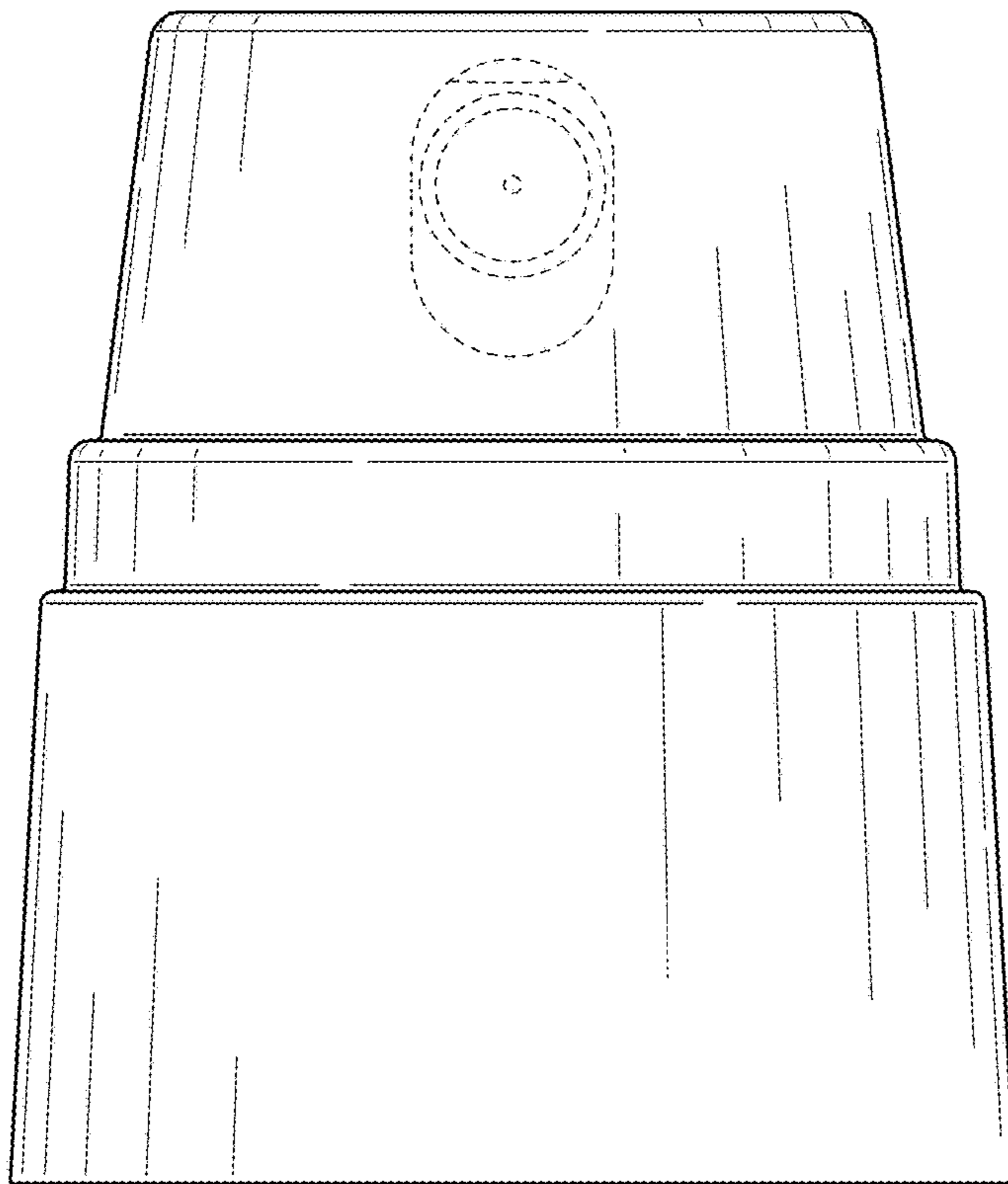


FIG. 2




FIG. 3

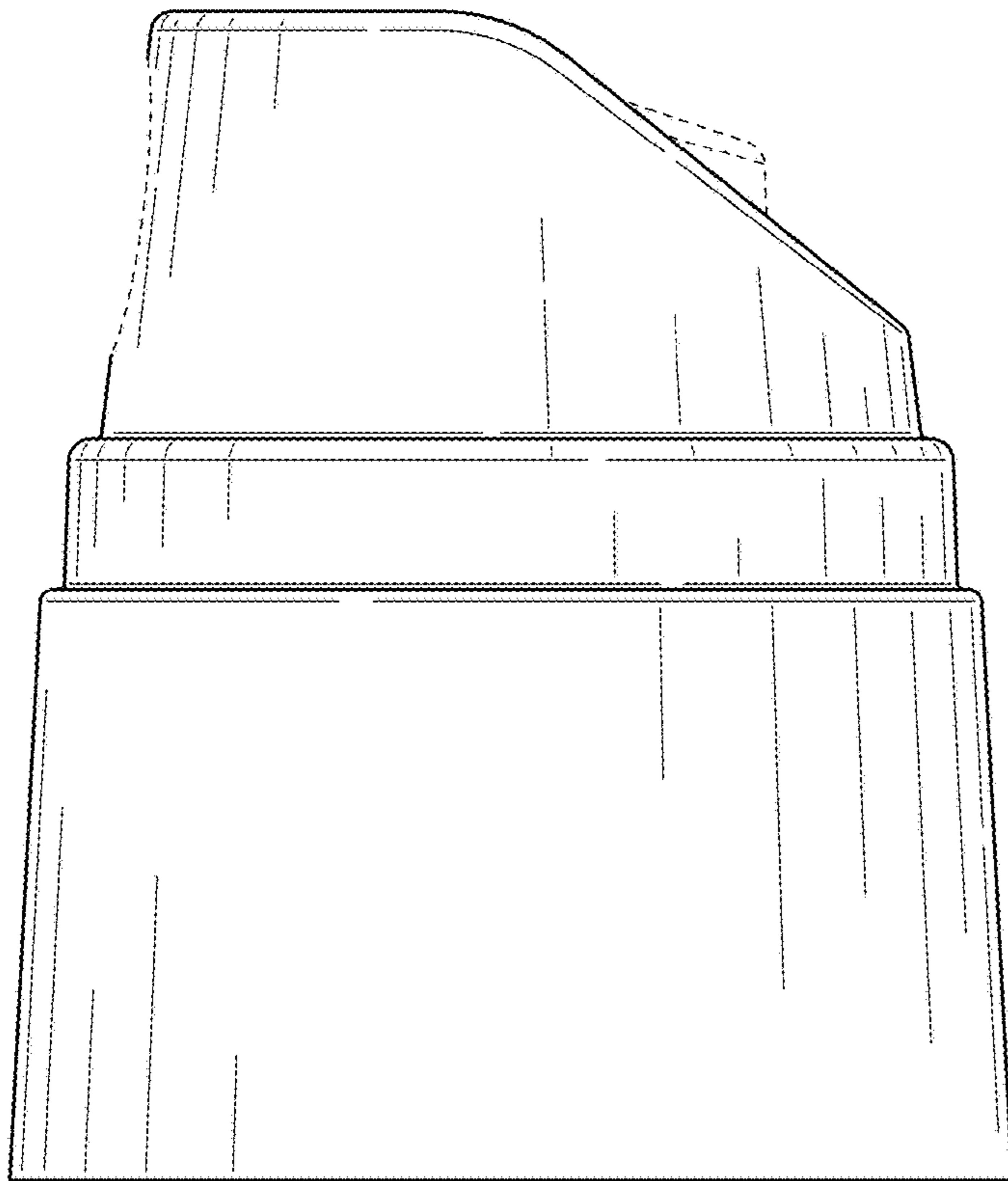


FIG. 4




FIG. 5

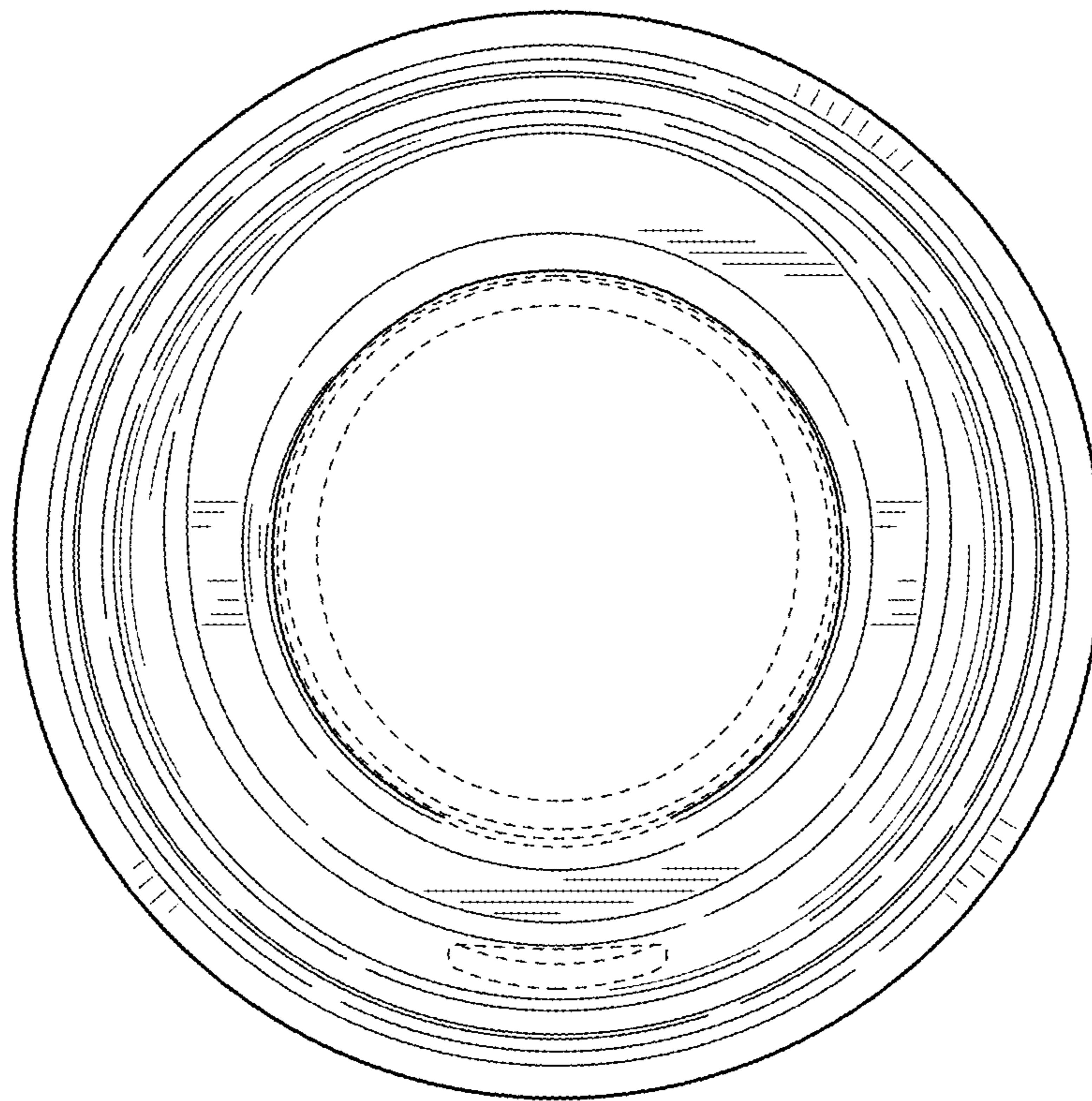


FIG. 6