



US00D782299S

(12) **United States Design Patent**  
**Brody et al.**

(10) **Patent No.:** **US D782,299 S**  
(45) **Date of Patent:** **\*\* Mar. 28, 2017**

- (54) **PACKAGE**
- (71) Applicant: **Samsung Electronics Co., Ltd.**,  
Suwon-si, Gyeonggi-do (KR)
- (72) Inventors: **Neville Stanley Brody**, London (GB);  
**Pyung-Hwa Lee**, Seoul (KR);  
**Seok-Young Kang**, Suwon-si (KR);  
**Nu-Ri Choi**, Suwon-Si (KR)
- (73) Assignee: **S-PRINTING SOLUTION CO., LTD.**,  
Gyeonggi-Do (KR)
- (\*\*) Term: **15 Years**
- (21) Appl. No.: **29/555,707**
- (22) Filed: **Feb. 24, 2016**
- (30) **Foreign Application Priority Data**  
Aug. 31, 2015 (KR) ..... 30-2015-0043604
- (51) **LOC (10) Cl.** ..... **09-03**
- (52) **U.S. Cl.**  
USPC ..... **D9/432; D9/499**
- (58) **Field of Classification Search**  
USPC ..... D5/56, 59, 60, 62; D9/414, 423,  
D9/432-434, 452, 455-457, 499  
CPC ..... B65D 2203/00; B65D 2203/02; B65D  
5/4233; G09F 2003/0272; G09F  
2003/0273  
See application file for complete search history.

- D552,986 S \* 10/2007 Shiiya ..... D9/432
- D553,977 S \* 10/2007 Shiiya ..... D9/432
- D553,978 S \* 10/2007 Shiiya ..... D9/432
- D599,201 S \* 9/2009 Seol ..... D9/432
- D701,759 S \* 4/2014 Abel ..... D9/434
- D714,141 S \* 9/2014 Robinson ..... D20/22
- D745,394 S \* 12/2015 Hood ..... D9/432
- D752,439 S \* 3/2016 Abel ..... D9/499
- D771,488 S \* 11/2016 McGarry ..... D9/432

**FOREIGN PATENT DOCUMENTS**

- CN 3022277113 S 1/2013
- CN 302952737 S 10/2014
- EM 000710371-0001 6/2007
- KR 300694122 S 5/2013
- KR 300753250 S 7/2014

\* cited by examiner

*Primary Examiner* — Robert M Spear

*Assistant Examiner* — Darcey E Heflin

(74) *Attorney, Agent, or Firm* — Cantor Colburn, LLP

(57) **CLAIM**

The ornamental design for a package, as shown and described.

**DESCRIPTION**

FIG. 1 is a perspective view of a package, showing our new design;  
 FIG. 2 is a front view thereof;  
 FIG. 3 is a rear view thereof;  
 FIG. 4 is a side view thereof;  
 FIG. 5 is another side view thereof;  
 FIG. 6 is a top plan view thereof; and,  
 FIG. 7 is a bottom plan view thereof.  
 The solid black and grey surface shading as shown in the Figures represents color contrast.

**1 Claim, 7 Drawing Sheets**

- (56) **References Cited**  
**U.S. PATENT DOCUMENTS**  
D87,781 S \* 9/1932 Hauck ..... D9/432  
D323,618 S \* 2/1992 Arai ..... D9/432  
D419,443 S \* 1/2000 Yonehara ..... D9/432  
D428,335 S \* 7/2000 Toyota ..... D9/432

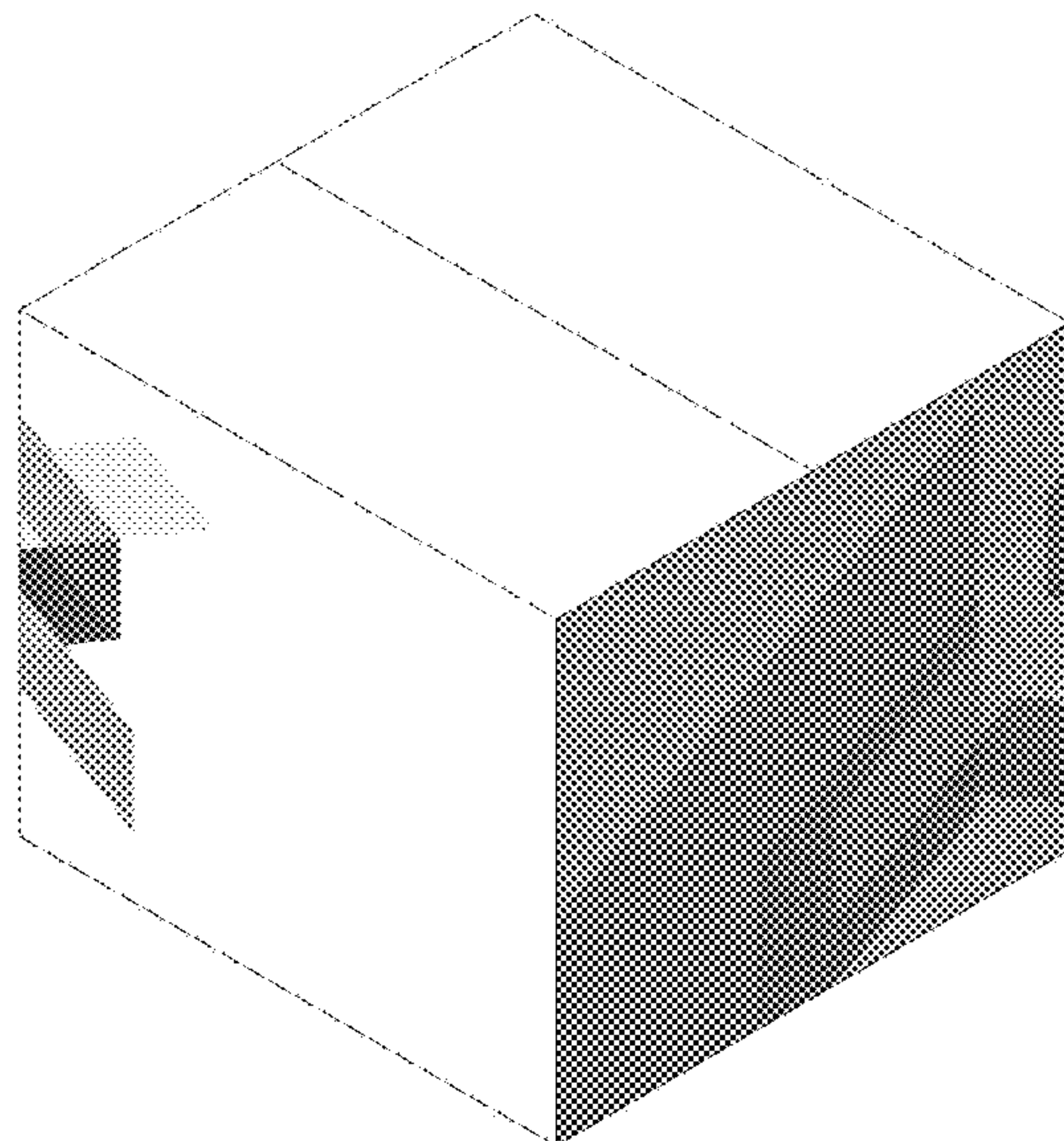


FIG. 1

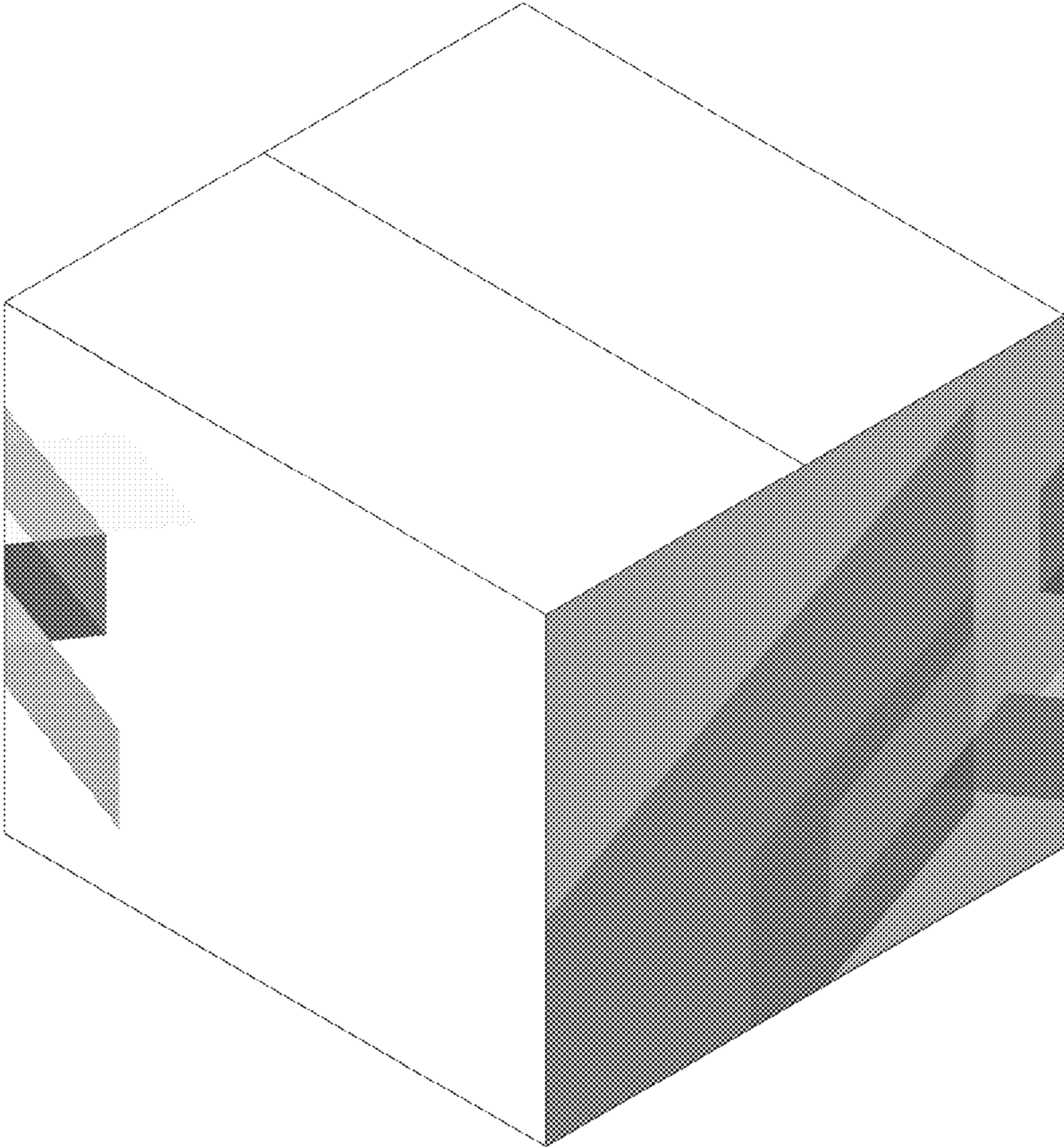


FIG. 2




FIG. 3






FIG. 4




FIG.5



FIG. 6




FIG. 7

