



US00D782293S

(12) **United States Design Patent**
Small

(10) **Patent No.:** **US D782,293 S**

(45) **Date of Patent:** **** Mar. 28, 2017**

(54) **STAIR TREAD CLIP**

(71) Applicant: **William Karl Small**, Lake Cargelligo (AU)

(72) Inventor: **William Karl Small**, Lake Cargelligo (AU)

(**) Term: **14 Years**

(21) Appl. No.: **29/435,312**

(22) Filed: **Oct. 23, 2012**

(30) **Foreign Application Priority Data**

Apr. 27, 2012 (AU) 12140/2012

(51) **LOC (10) Cl.** **08-08**

(52) **U.S. Cl.**
USPC **D8/395**

(58) **Field of Classification Search**
USPC D8/354, 356, 371, 394-396; D19/65, 86;
D24/128; 248/74.2, 215, 227.1, 49, 300,
248/301, 316.7, 51, 489; 24/570, 3.12;
D32/61; D11/78.1

CPC A62C 13/78; A47K 10/14; A47G 25/0657;
A47G 1/21; E05C 19/145; B63B 19/24;
F16L 33/12; F16L 33/08; F16L 33/02
See application file for complete search history.

(56) **References Cited**

U.S. PATENT DOCUMENTS

D116,438 S * 8/1939 Wright D8/395
D165,253 S * 11/1951 Ward D3/224

2,599,921 A * 6/1952 Johnson 40/618
D239,147 S * 3/1976 Karlsen D11/215
4,684,305 A * 8/1987 Dubost 411/174
D381,041 S * 7/1997 Lammers et al. D19/32
D448,987 S * 10/2001 Davis D8/394
D581,311 S * 11/2008 Cornett D11/78.1
D589,337 S * 3/2009 Karlsson D8/394
D600,543 S * 9/2009 Coles D8/395
D623,048 S * 9/2010 Moy D8/395
D636,293 S * 4/2011 Dolce et al. D11/222
D653,940 S * 2/2012 Yasher D8/395
D653,941 S * 2/2012 Yasher D8/395
D686,910 S * 7/2013 Towell, Jr.
D712,729 S * 9/2014 Cushing D8/395
D715,631 S * 10/2014 Szymanski D8/395
D716,138 S * 10/2014 Szymanski D8/395
2003/0208887 A1 * 11/2003 Lee 24/67.9

* cited by examiner

Primary Examiner — John Windmuller

(74) *Attorney, Agent, or Firm* — Ladas & Parry LLP

(57) **CLAIM**

I claim the ornamental design for a stair tread clip, as shown and described.

DESCRIPTION

FIG. 1 is a front view showing my new design for a stair tread clip;


FIG. 2 is a rear view thereof;

FIG. 3 is a top view thereof; and,

FIG. 4 is a left side view thereof; the right side view is a mirror image.

The broken lines represent unclaimed portions of the design.

1 Claim, 2 Drawing Sheets



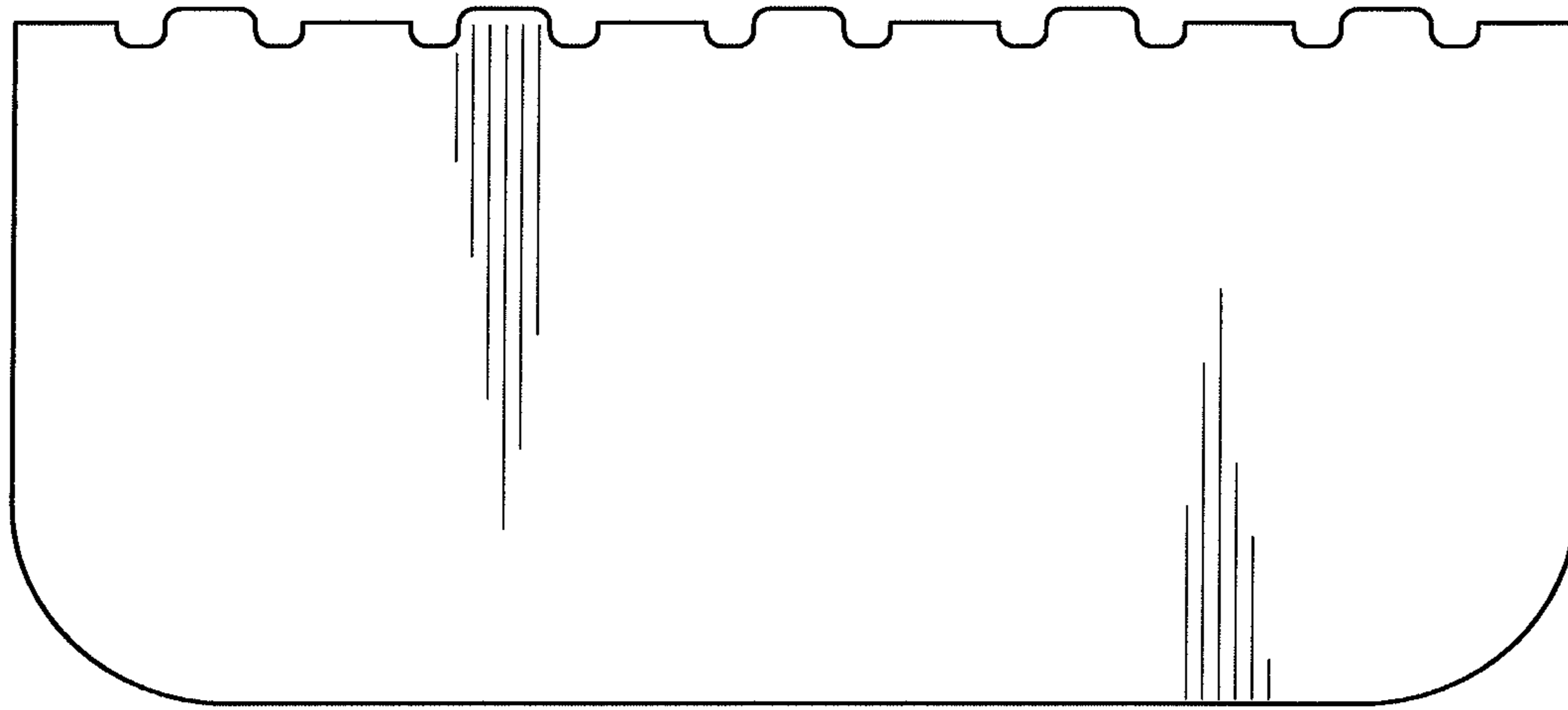


FIG. 1




FIG. 2

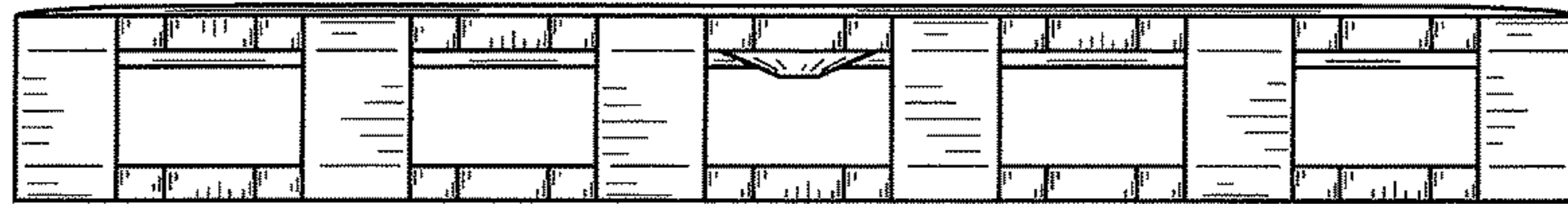


FIG. 3

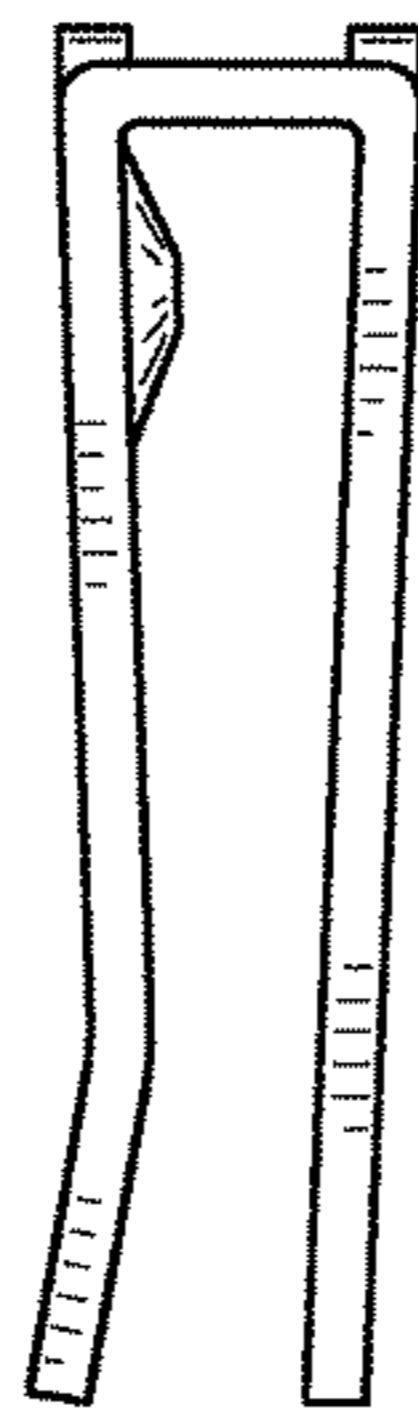


FIG. 4