



US00D782281S

(12) **United States Design Patent**
Kuo

(10) **Patent No.:** **US D782,281 S**
(45) **Date of Patent:** **** Mar. 28, 2017**

- (54) **FIXING PLATE** 6,113,045 A * 9/2000 Kuo A47K 10/10
211/105
- (71) Applicant: **Domma Metal Industrial Co., Ltd.,** 6,199,808 B1 * 3/2001 Lin A47K 10/10
Taichung (TW) 211/105
- (72) Inventor: **Kuo-Yung Kuo,** Taichung (TW) 6,244,549 B1 * 6/2001 Ching A47B 96/028
211/105.1
- (73) Assignee: **Domma Metal Industrial Co., Ltd.,** 6,250,597 B1 6/2001 Kuo
Taichung (TW) 6,651,830 B2 11/2003 Pan
(Continued)

(**) Term: **15 Years**

(21) Appl. No.: **29/541,165**

(22) Filed: **Sep. 30, 2015**

Related U.S. Application Data

(63) Continuation-in-part of application No. 13/949,427,
filed on Jul. 24, 2013, now abandoned.

(30) **Foreign Application Priority Data**

Apr. 12, 2013 (TW) 102113114 A

(51) **LOC (10) Cl.** **08-05**

(52) **U.S. Cl.**
USPC **D8/349**

(58) **Field of Classification Search**
USPC D8/349; 248/251, 201, 231.91, 222.14,
248/224.7
CPC F16B 9/026; F16B 35/005; A47K 2201/02;
A47K 10/04
See application file for complete search history.

(56) **References Cited**

U.S. PATENT DOCUMENTS

- 1,276,463 A 8/1918 Wells
- 5,071,099 A 12/1991 Kuo
- D408,188 S * 4/1999 Kuo D6/546
- D408,669 S * 4/1999 Kuo D6/546

OTHER PUBLICATIONS

Office Action dated Jul. 17, 2014 for U.S. Appl. No. 13/949,427.
Office Action dated Nov. 7, 2014 for U.S. Appl. No. 13/949,427.

Primary Examiner — Lakiya Rogers
Assistant Examiner — Harold Blackwell, II
(74) *Attorney, Agent, or Firm* — The Mueller Law Office,
P.C.

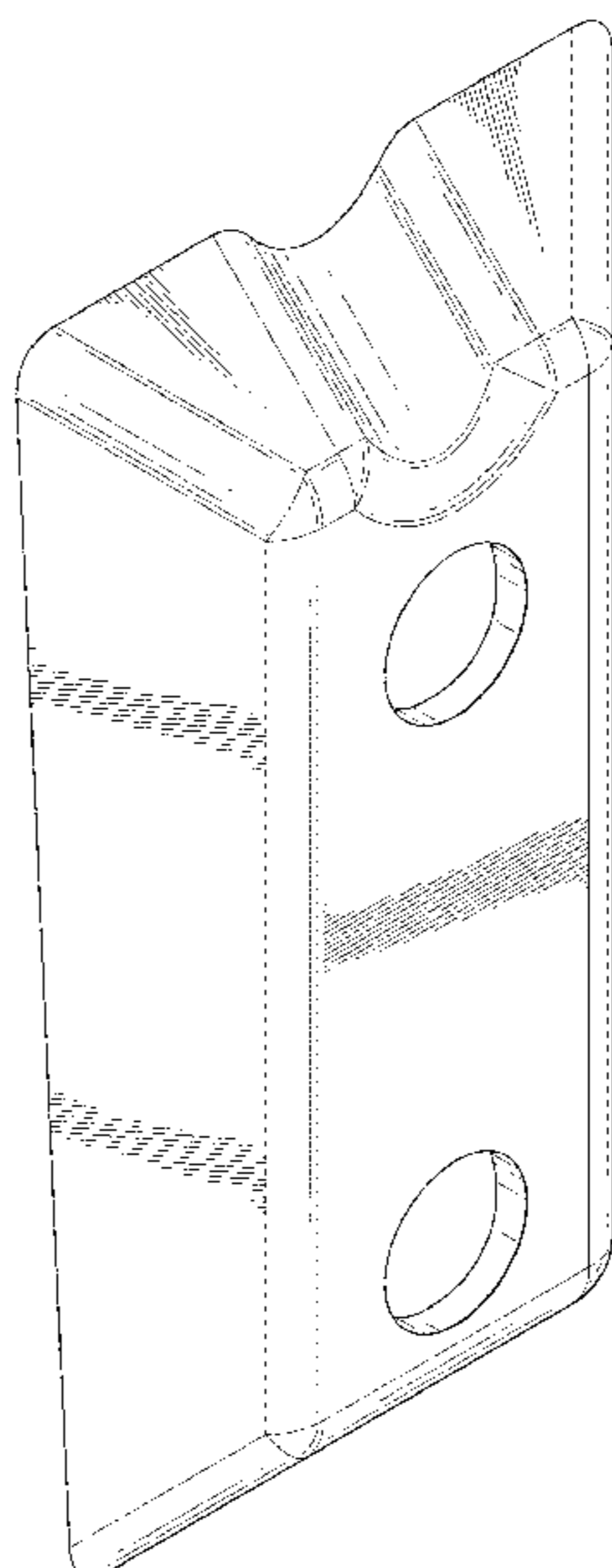
(57) **CLAIM**

The ornamental design for a fixing plate, as shown and described.

DESCRIPTION

FIG. 1 is a perspective view of the fixing plate showing my new design;
FIG. 2 is a front elevational view thereof;
FIG. 3 is a rear elevational view thereof;
FIG. 4 is a left side elevational view thereof;
FIG. 5 is a right side elevational view thereof;
FIG. 6 is a top plan view thereof;
FIG. 7 is a bottom plan view thereof; and,
FIG. 8 is a sectional view thereof taken from line 8-8 in FIG. 2, illustrating that the rear end thereof is inclined from a vertical reference line.
The broken lines are for illustrating environment structure only and form no part of the claimed design.

1 Claim, 7 Drawing Sheets



(56)

References Cited

U.S. PATENT DOCUMENTS

8,430,369	B2 *	4/2013	Hsu	A47K 10/04 211/105.1
2009/0308995	A1	12/2009	Kuo	
2012/0067837	A1	3/2012	He et al.	
2014/0306079	A1 *	10/2014	Kuo	F16B 9/026 248/222.14

* cited by examiner

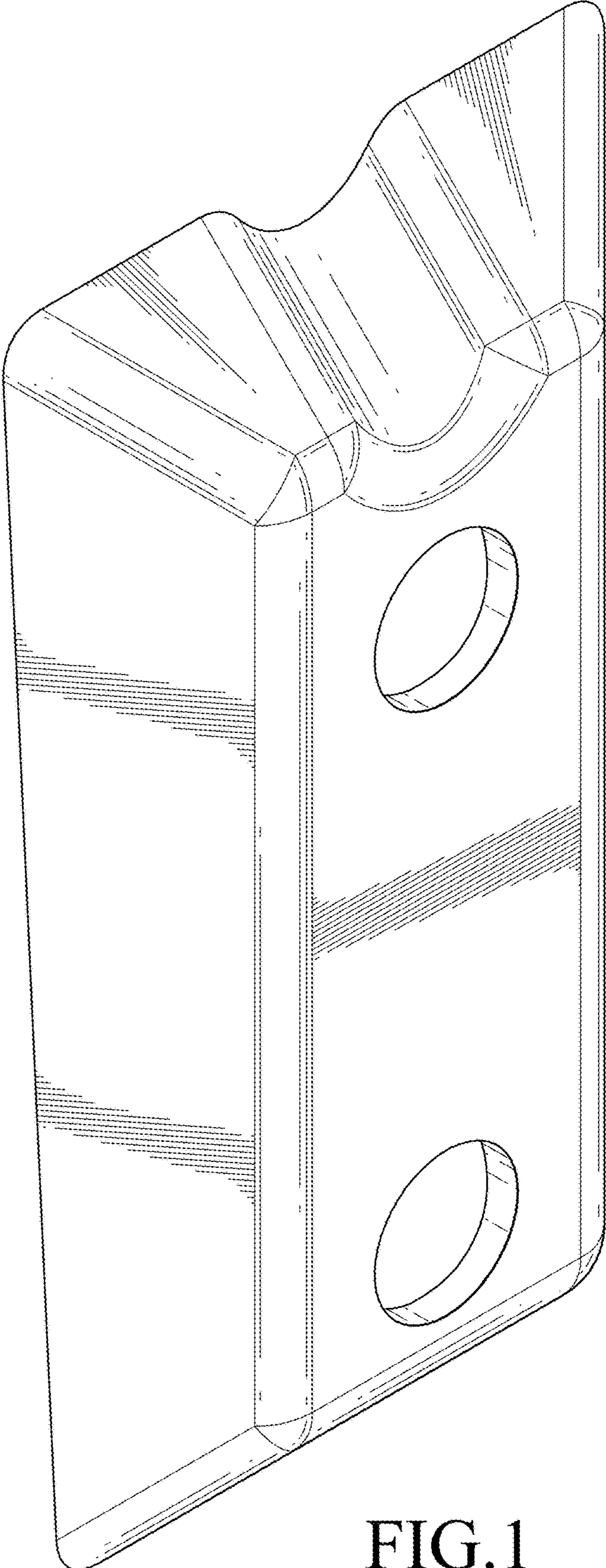


FIG. 1

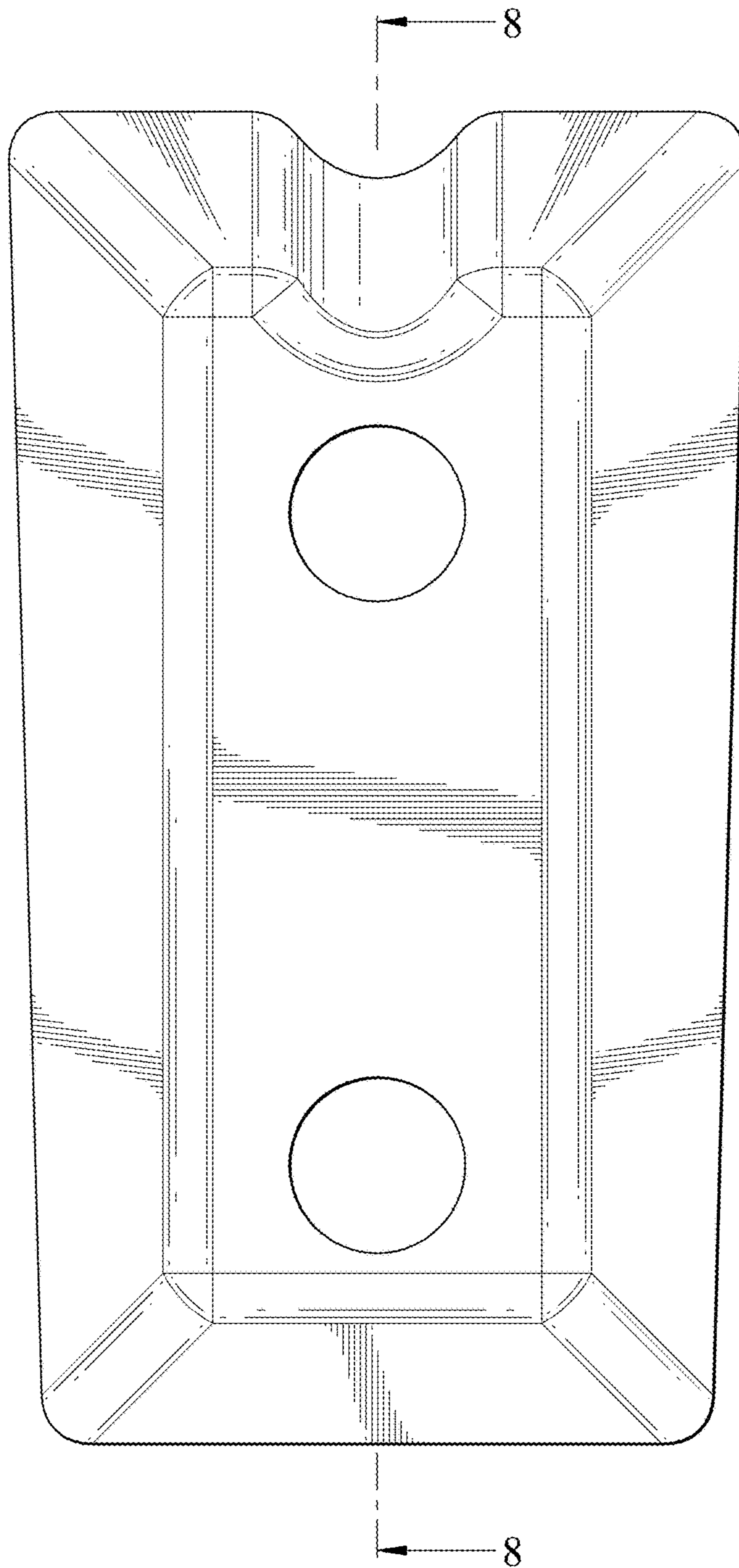


FIG.2

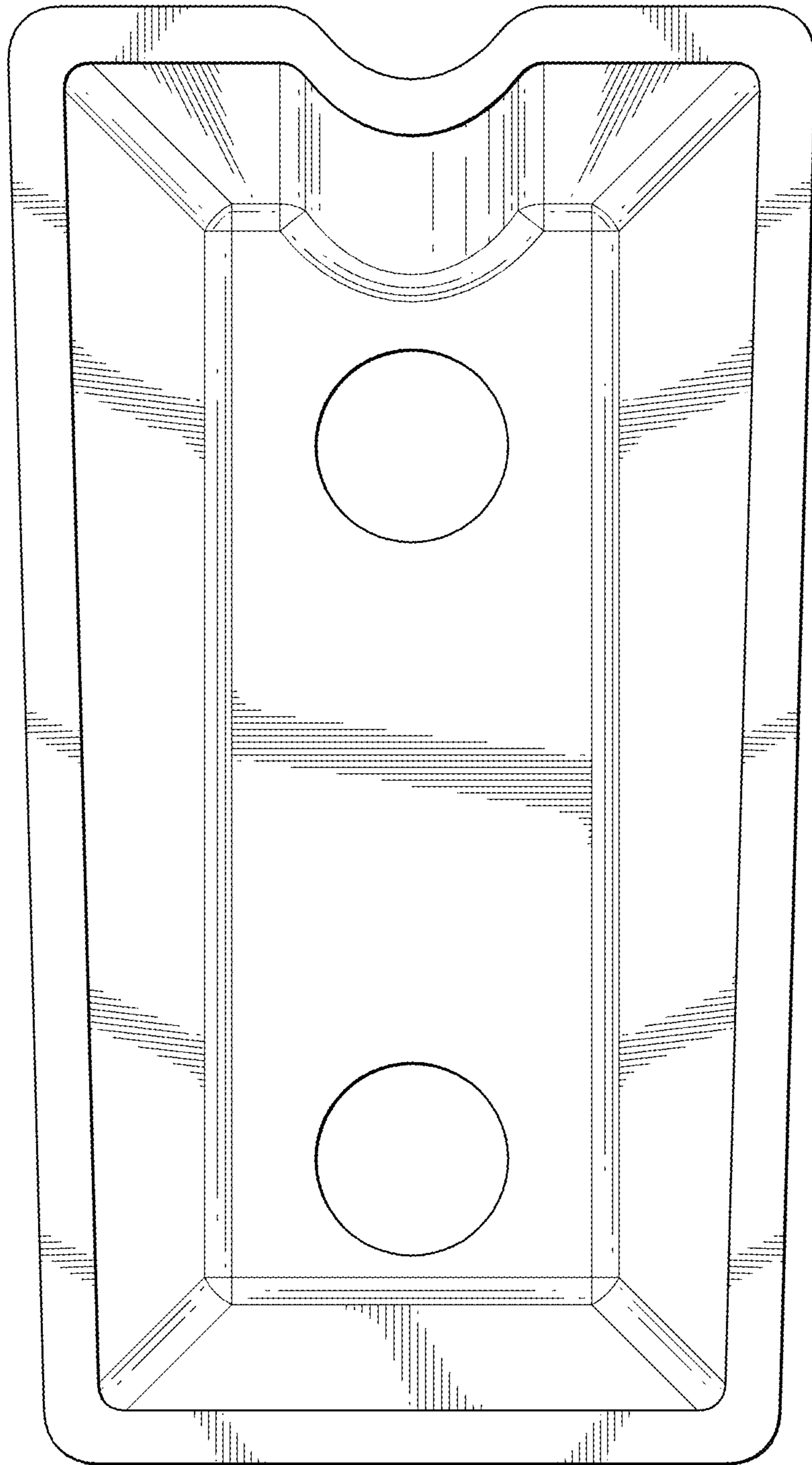


FIG.3




FIG.4




FIG.5

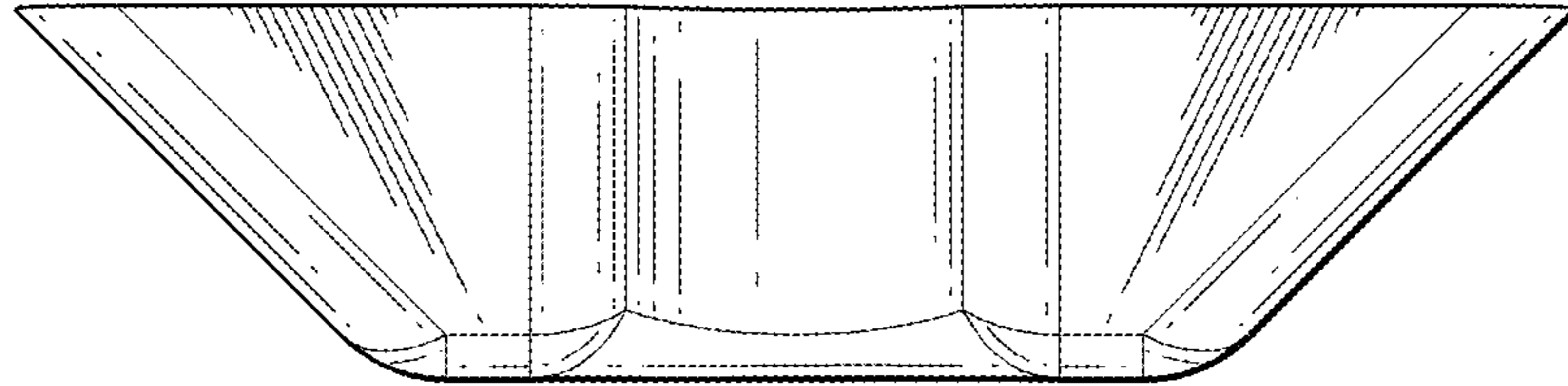


FIG. 6

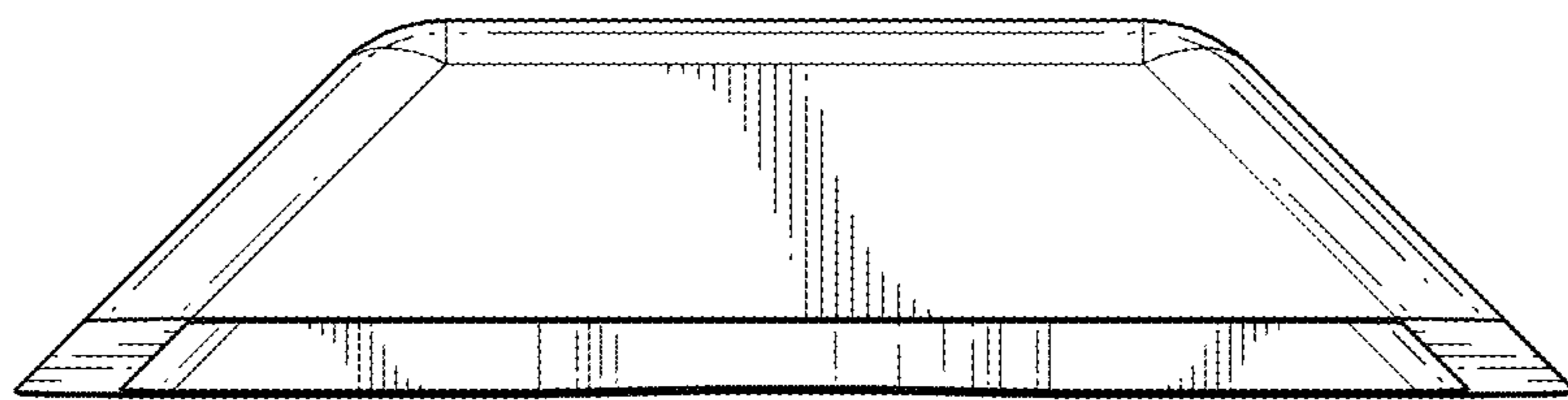


FIG. 7

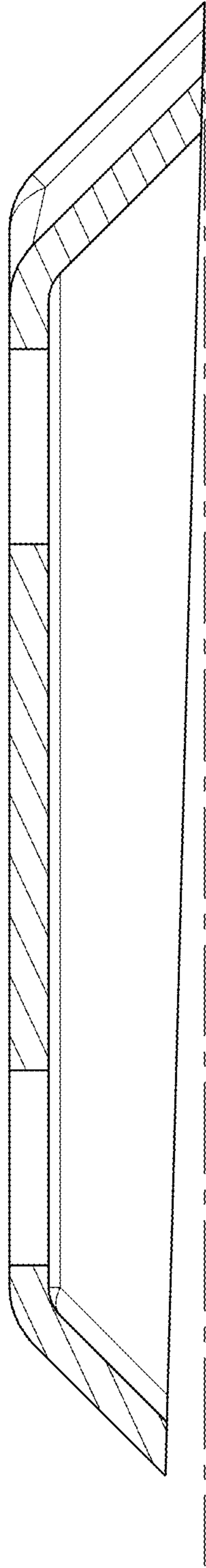


FIG. 8