



US00D782270S

(12) **United States Design Patent**  
**Bast**

(10) **Patent No.:** **US D782,270 S**

(45) **Date of Patent:** **\*\* Mar. 28, 2017**

(54) **HANDLE**

(71) Applicant: **Gauthier Biomedical, Inc.**, Grafton,  
WI (US)

(72) Inventor: **Robert Bast**, Sheboygan Falls, WI (US)

(73) Assignee: **Gauthier Biomedical, Inc.**, Grafton,  
WI (US)

(\*\*) Term: **14 Years**

(21) Appl. No.: **29/500,398**

(22) Filed: **Aug. 25, 2014**

(51) **LOC (10) Cl.** ..... **08-06**

(52) **U.S. Cl.**  
USPC ..... **D8/107**

(58) **Field of Classification Search**  
USPC ..... D8/14, 21, 82, 83, 84, 85, 86, 107, 300,  
D8/303; D7/395; D32/41, 46, 48, 49  
CPC ..... B25B 15/02; B25B 15/04; B25B 15/06;  
B25G 1/025; B25G 1/085  
See application file for complete search history.

(56) **References Cited**

**U.S. PATENT DOCUMENTS**

- 4,238,978 A \* 12/1980 Leone ..... B25B 23/1427  
464/35
- D530,588 S \* 10/2006 Wang ..... D8/107
- 7,272,999 B2 \* 9/2007 Cutler ..... B25B 15/02  
81/467
- D557,584 S \* 12/2007 Gao ..... D8/107
- D591,860 S \* 5/2009 Aparici ..... D24/133

- D613,144 S \* 4/2010 Lin ..... D8/107
- D646,387 S \* 10/2011 Bast ..... D24/133
- D663,025 S \* 7/2012 Bast ..... D24/133
- D673,831 S \* 1/2013 Molina ..... D8/83
- D708,502 S \* 7/2014 Lin ..... D8/107
- D754,512 S \* 4/2016 Nelson ..... D8/83
- D758,813 S \* 6/2016 Christopher ..... D8/21
- 2006/0179981 A1 \* 8/2006 Cutler ..... B25B 15/02  
81/475

\* cited by examiner

*Primary Examiner* — Phillip S Hyder

(74) *Attorney, Agent, or Firm* — Boyle Fredrickson, S.C.

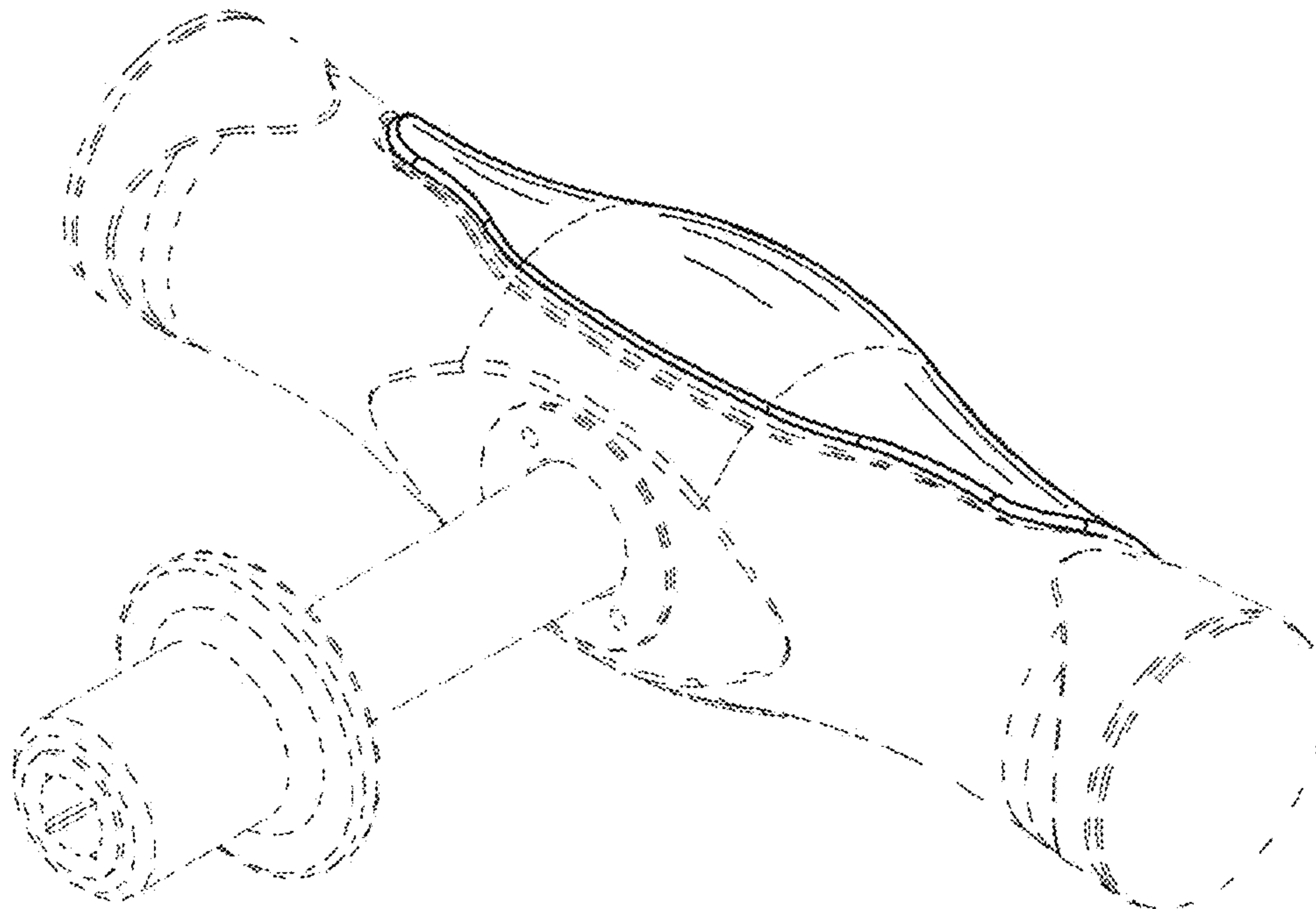
(57) **CLAIM**

The ornamental design for a handle, as shown and described.

**DESCRIPTION**

FIG. 1 is an isometric view of a handle incorporating my new design, wherein the portions illustrated in dotted lines form no part of the claimed design;  
 FIG. 2 is a bottom plan view thereof;  
 FIG. 3 is a top plan view thereof;  
 FIG. 4 is a right side elevation view thereof;  
 FIG. 5 is a left side elevation view thereof;  
 FIG. 6 is a front elevation view thereof; and,  
 FIG. 7 is a rear elevation view thereof.  
 The broken lines depict portions of the handle in which the design is embodied that form no part of the claimed design.

**1 Claim, 4 Drawing Sheets**



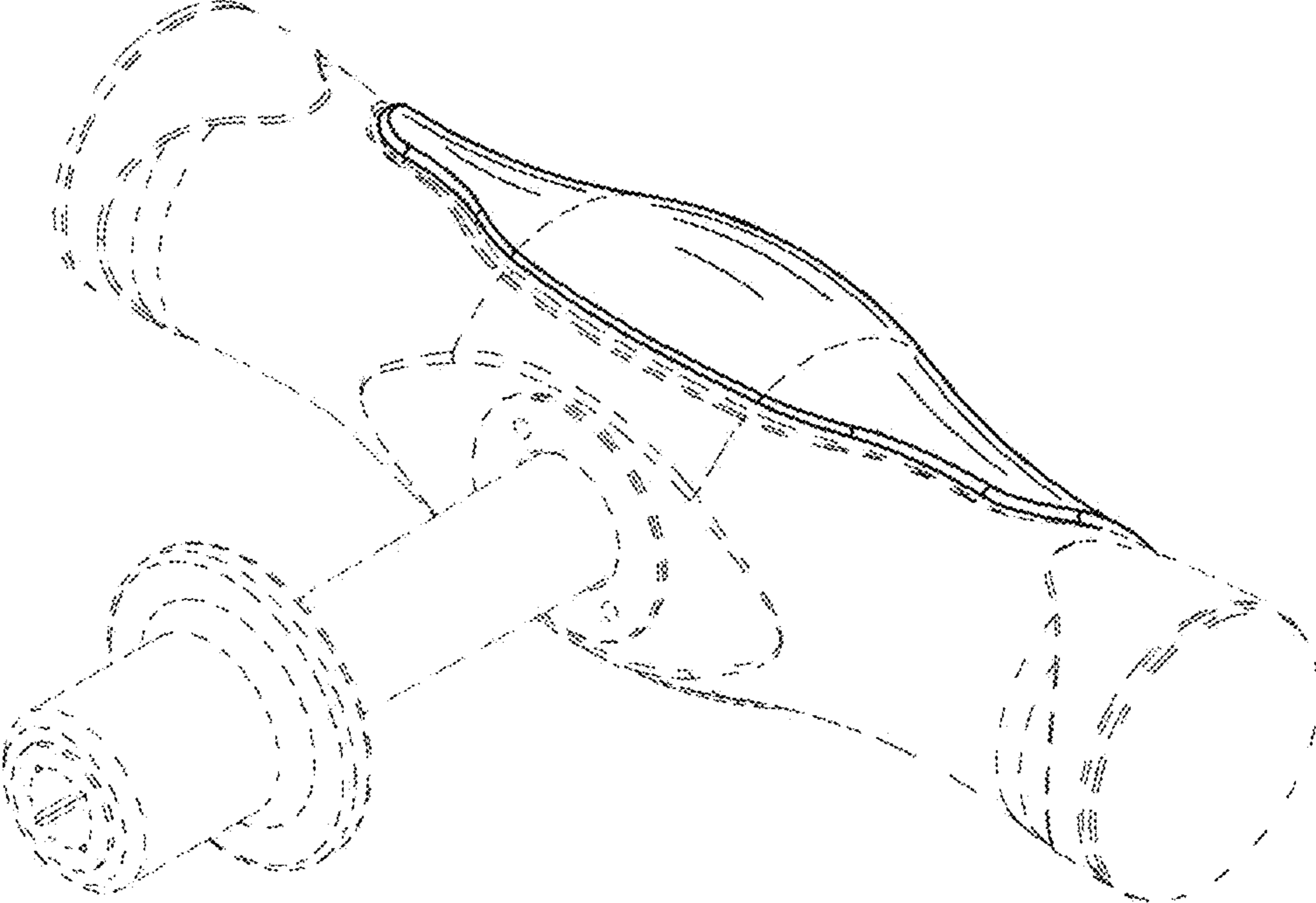


FIG. 1

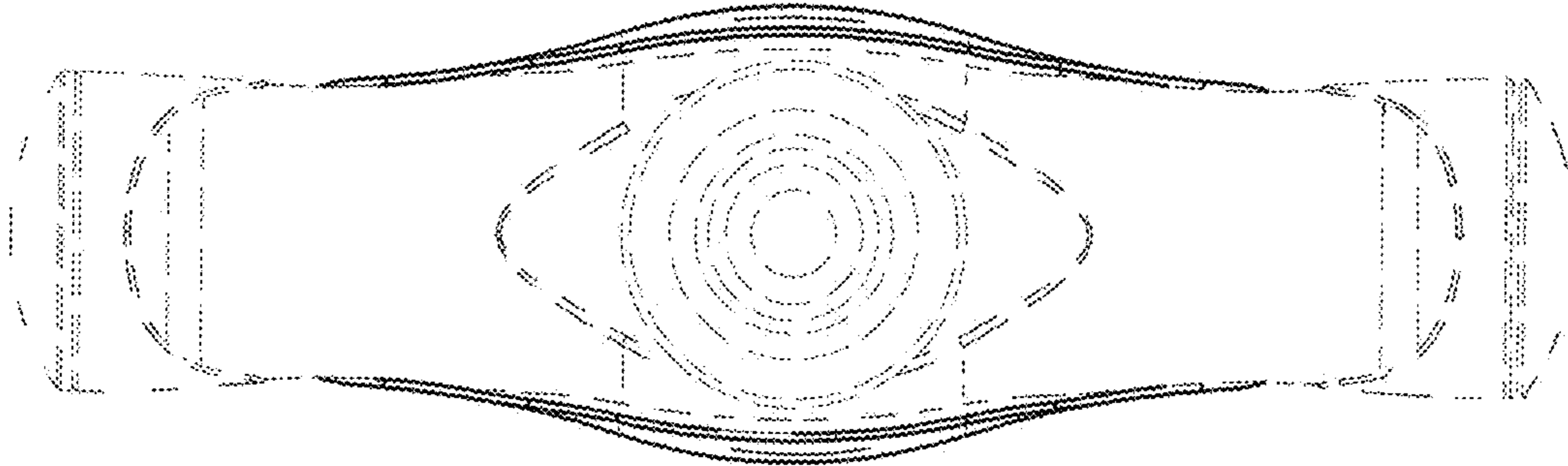


FIG. 2

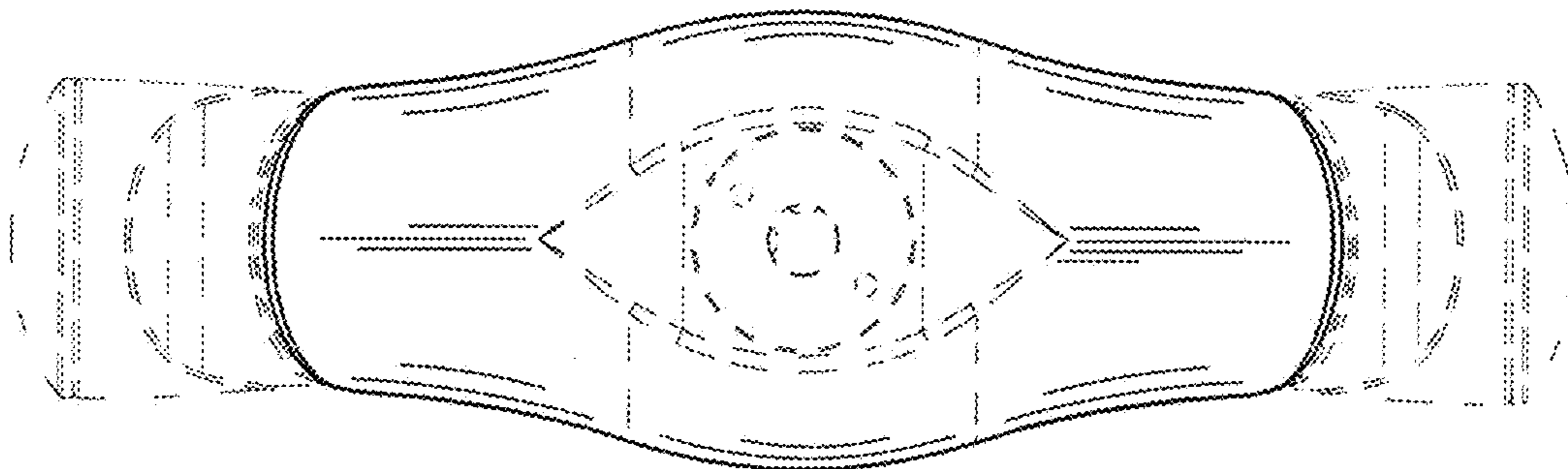


FIG. 3

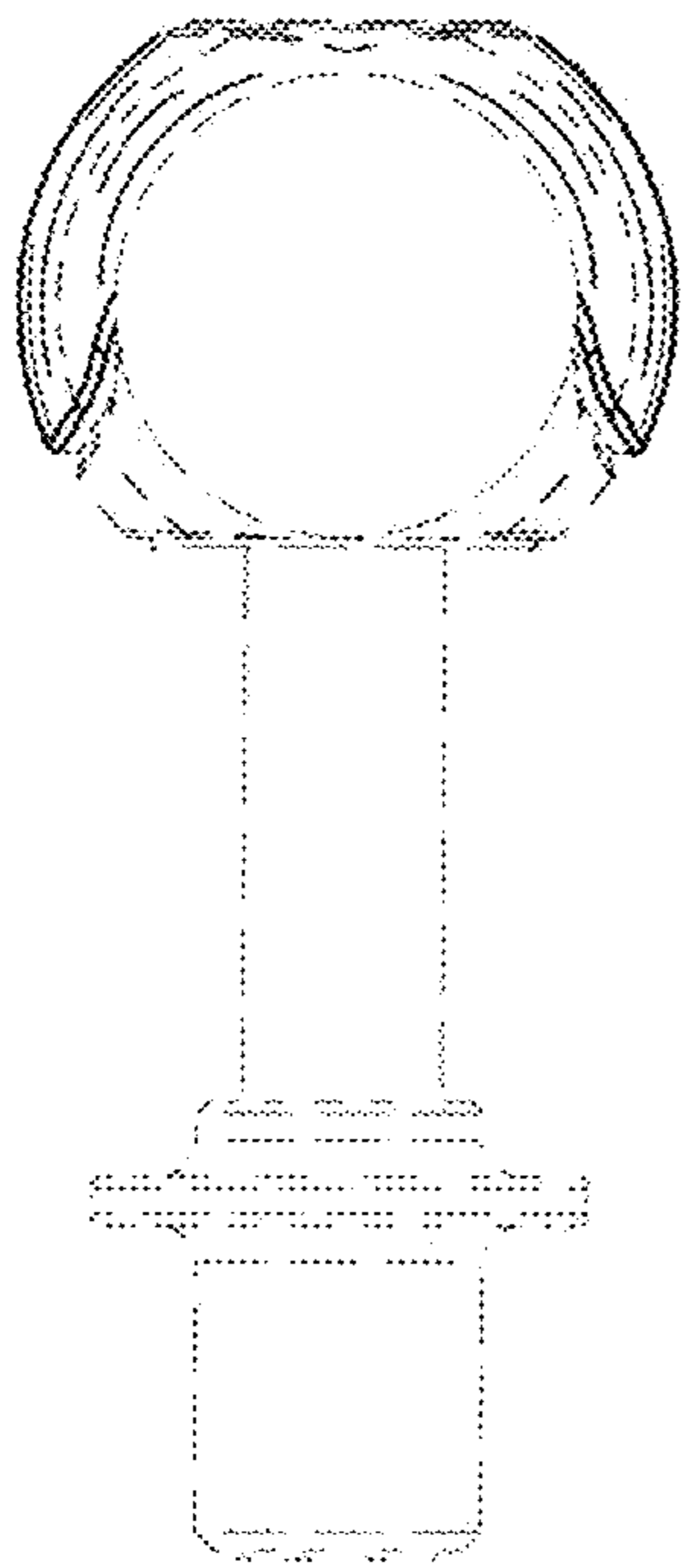


FIG. 4

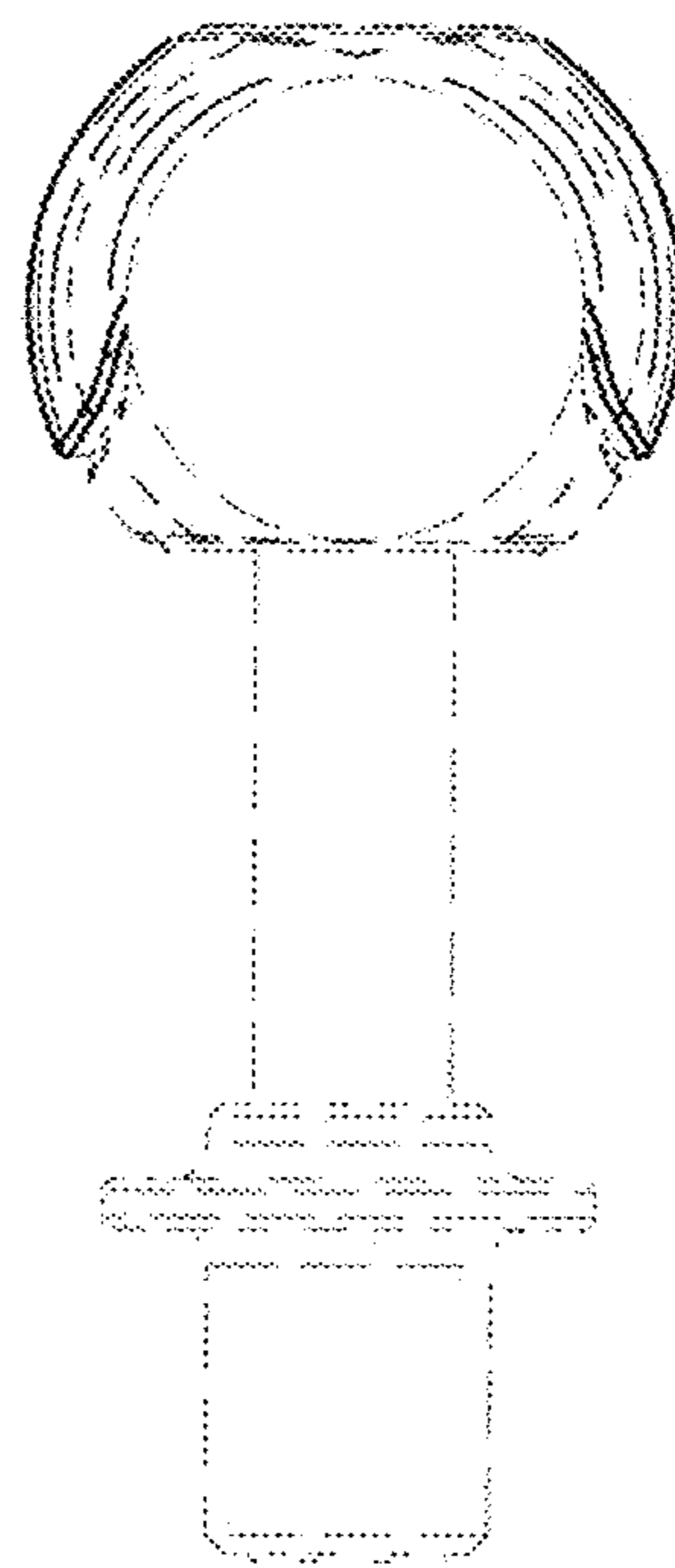


FIG. 5

