



US00D782269S

(12) **United States Design Patent**  
**Bast et al.**

(10) **Patent No.:** **US D782,269 S**

(45) **Date of Patent:** **\*\* Mar. 28, 2017**

(54) **HANDLE**

(71) Applicant: **Gauthier Biomedical, Inc.**, Grafton,  
WI (US)

(72) Inventors: **Robert Bast**, Sheboygan Falls, WI  
(US); **Austin R. S. Braganza**,  
Milwaukee, WI (US); **Robert F. Miller**,  
Grafton, WI (US)

(73) Assignee: **Gauthier Biomedical, Inc.**, Grafton,  
WI (US)

(\*\*) Term: **14 Years**

(21) Appl. No.: **29/500,385**

(22) Filed: **Aug. 25, 2014**

(51) **LOC (10) Cl.** ..... **08-06**

(52) **U.S. Cl.**  
USPC ..... **D8/107; D8/83**

(58) **Field of Classification Search**  
USPC ..... D8/14, 21, 82, 83, 84, 85, 86, 107, 300,  
D8/303; D7/395; D32/41, 46, 48, 49  
CPC ..... B25B 15/02; B25B 15/04; B25B 15/06;  
B25G 1/025; B25G 1/085  
See application file for complete search history.

(56) **References Cited**

**U.S. PATENT DOCUMENTS**

D456,686 S \* 5/2002 Holland-Letz ..... D8/83  
D510,248 S \* 10/2005 Liu ..... D8/83

D551,530 S \* 9/2007 Hirsch ..... D8/107  
D575,132 S \* 8/2008 Panier ..... D8/107  
D686,899 S \* 7/2013 Lin ..... D8/83  
D716,629 S \* 11/2014 Suter ..... D8/82  
9,027,219 B2 \* 5/2015 Gauthier ..... B25B 15/02  
279/75  
9,358,672 B2 \* 6/2016 Gauthier ..... A61B 17/8875

\* cited by examiner

*Primary Examiner* — Phillip S Hyder

(74) *Attorney, Agent, or Firm* — Boyle Fredrickson, S.C.

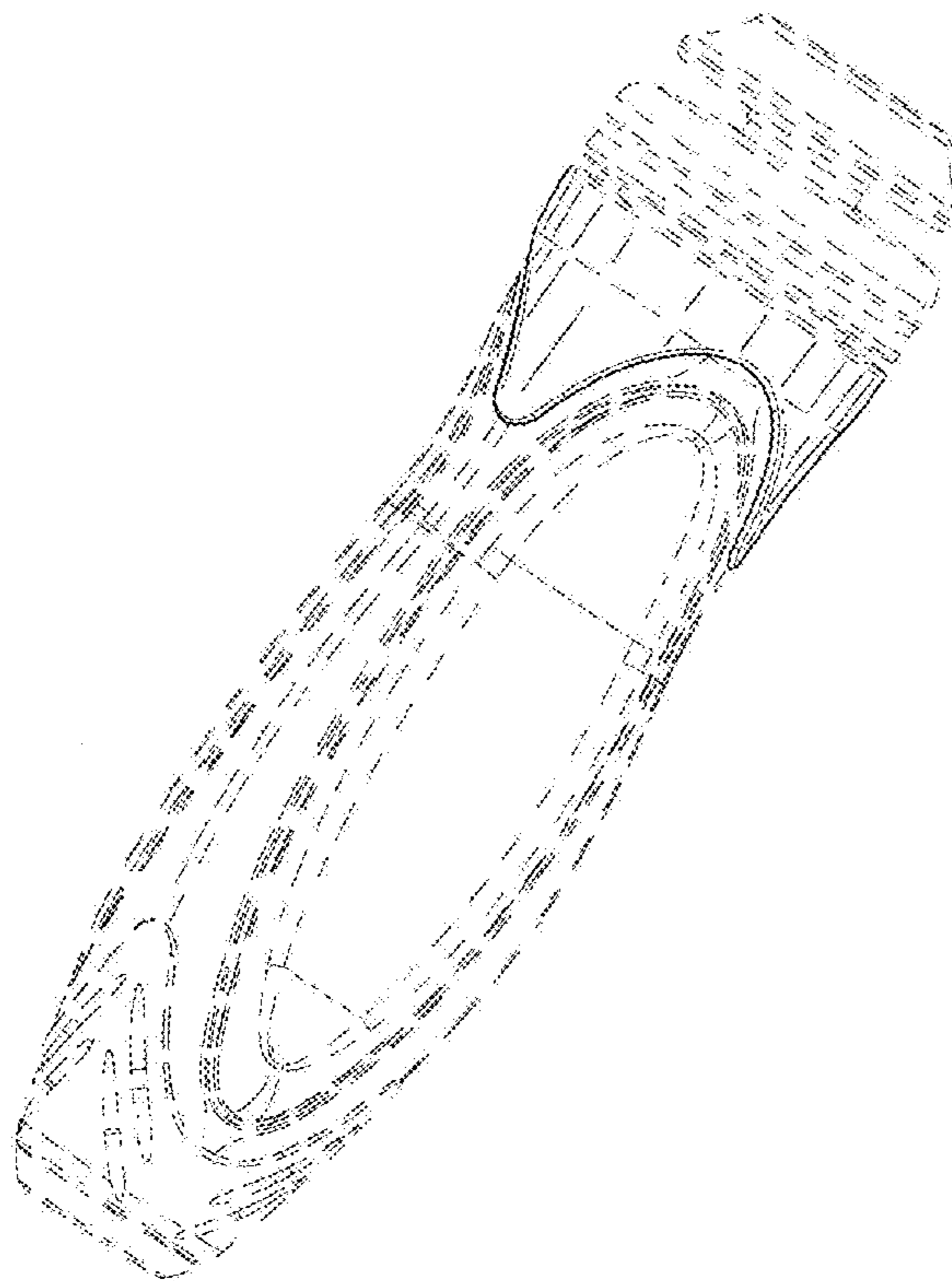
(57) **CLAIM**

The ornamental design for a handle, as shown and described.

**DESCRIPTION**

FIG. 1 is an isometric view of a handle incorporating our new design, wherein the portions illustrated in dotted lines form no part of the claimed design;  
FIG. 2 is a front elevation view thereof, the rear elevation view being a mirror image thereof;  
FIG. 3 is a left side elevation view thereof;  
FIG. 4 is a top plan view thereof; and,  
FIG. 5 is a bottom plan view thereof.  
The broken lines depict portions of the handle in which the design is embodied that form no part of the claimed design.

**1 Claim, 3 Drawing Sheets**



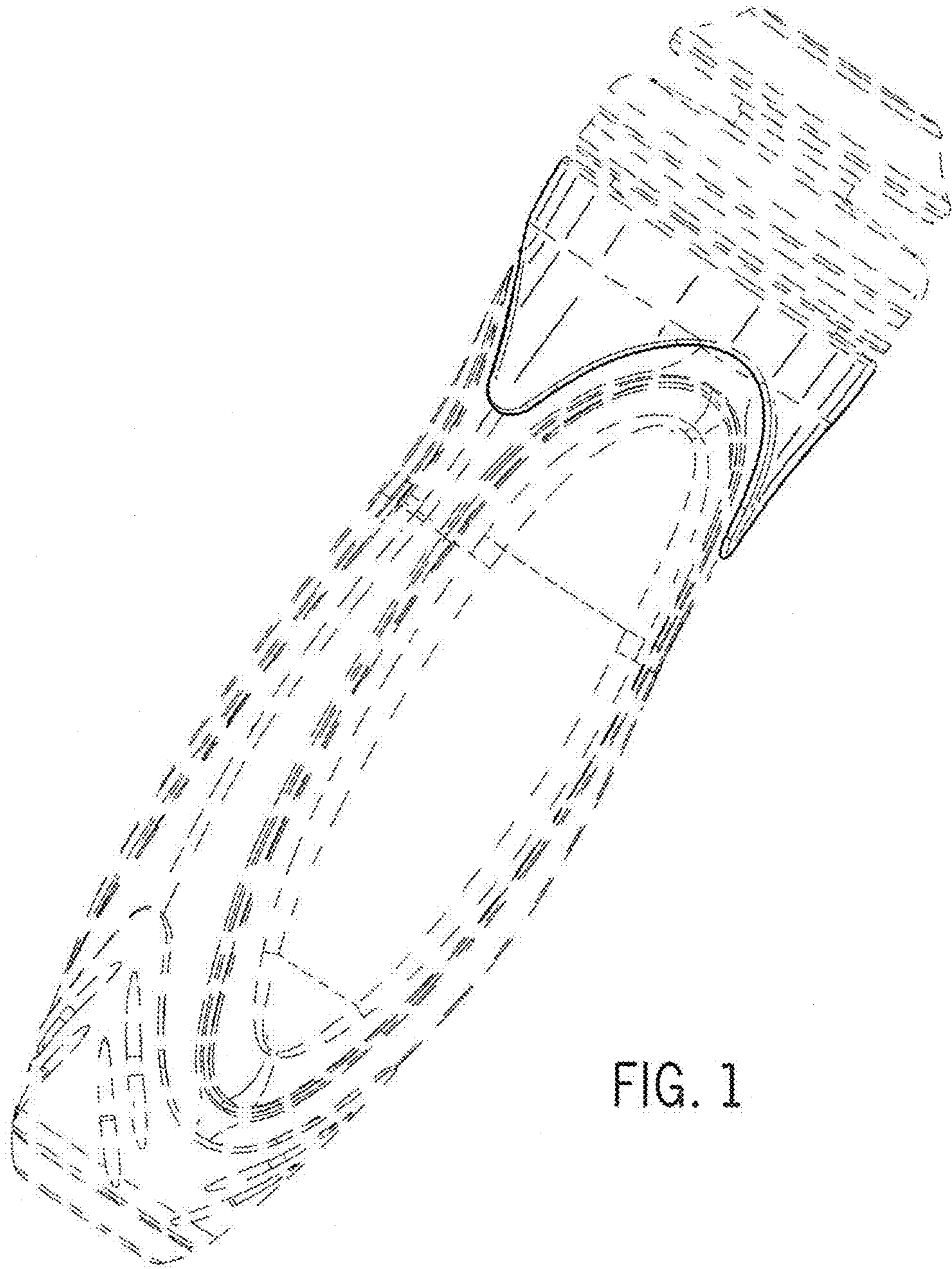


FIG. 1

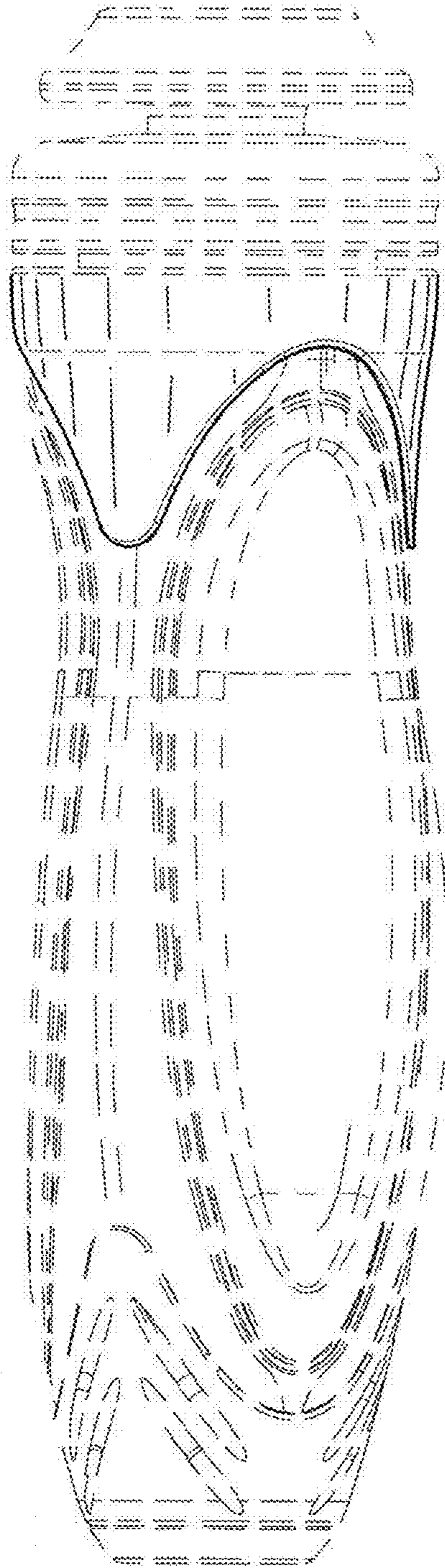


FIG. 2




FIG. 3

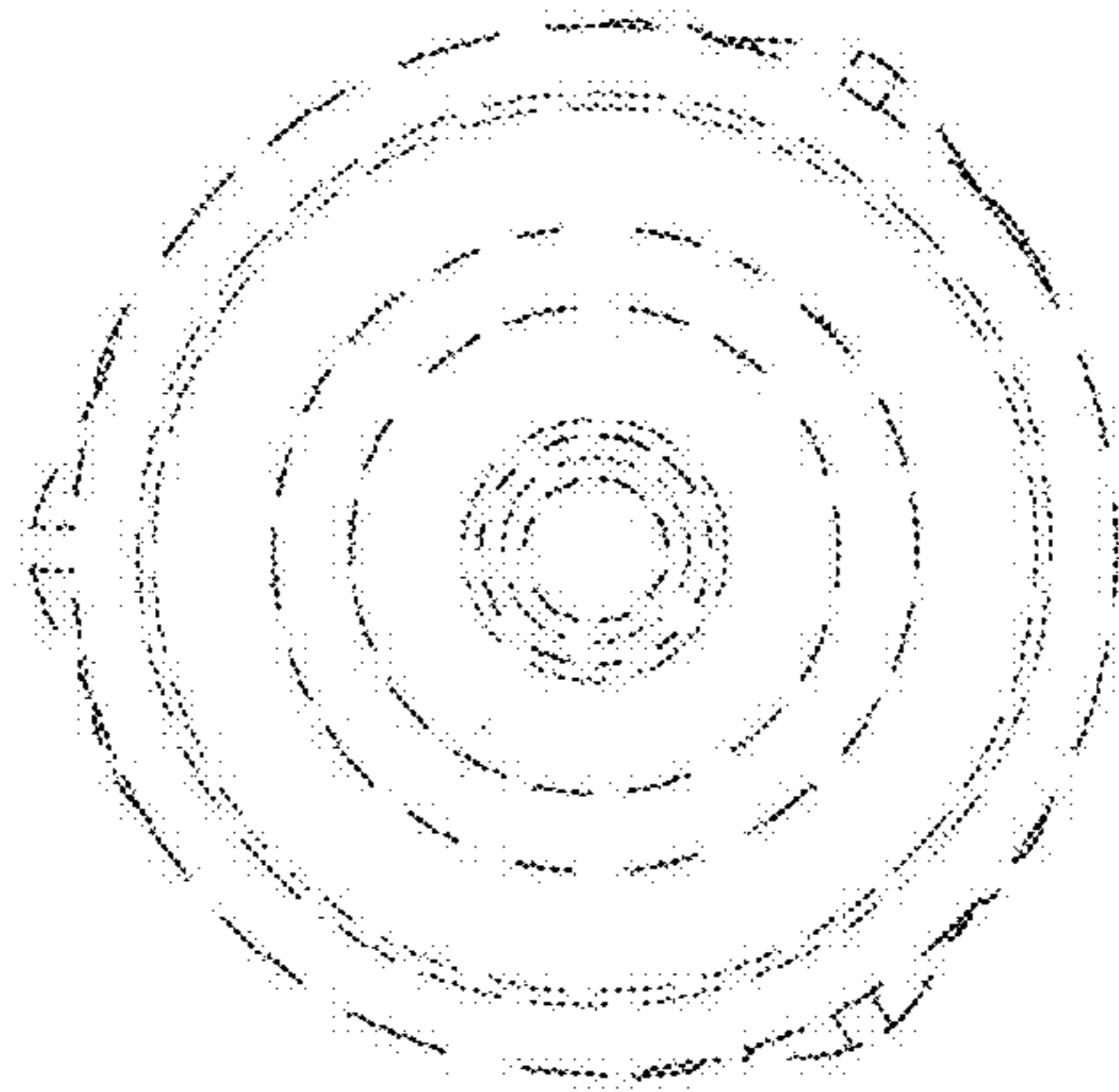


FIG. 4

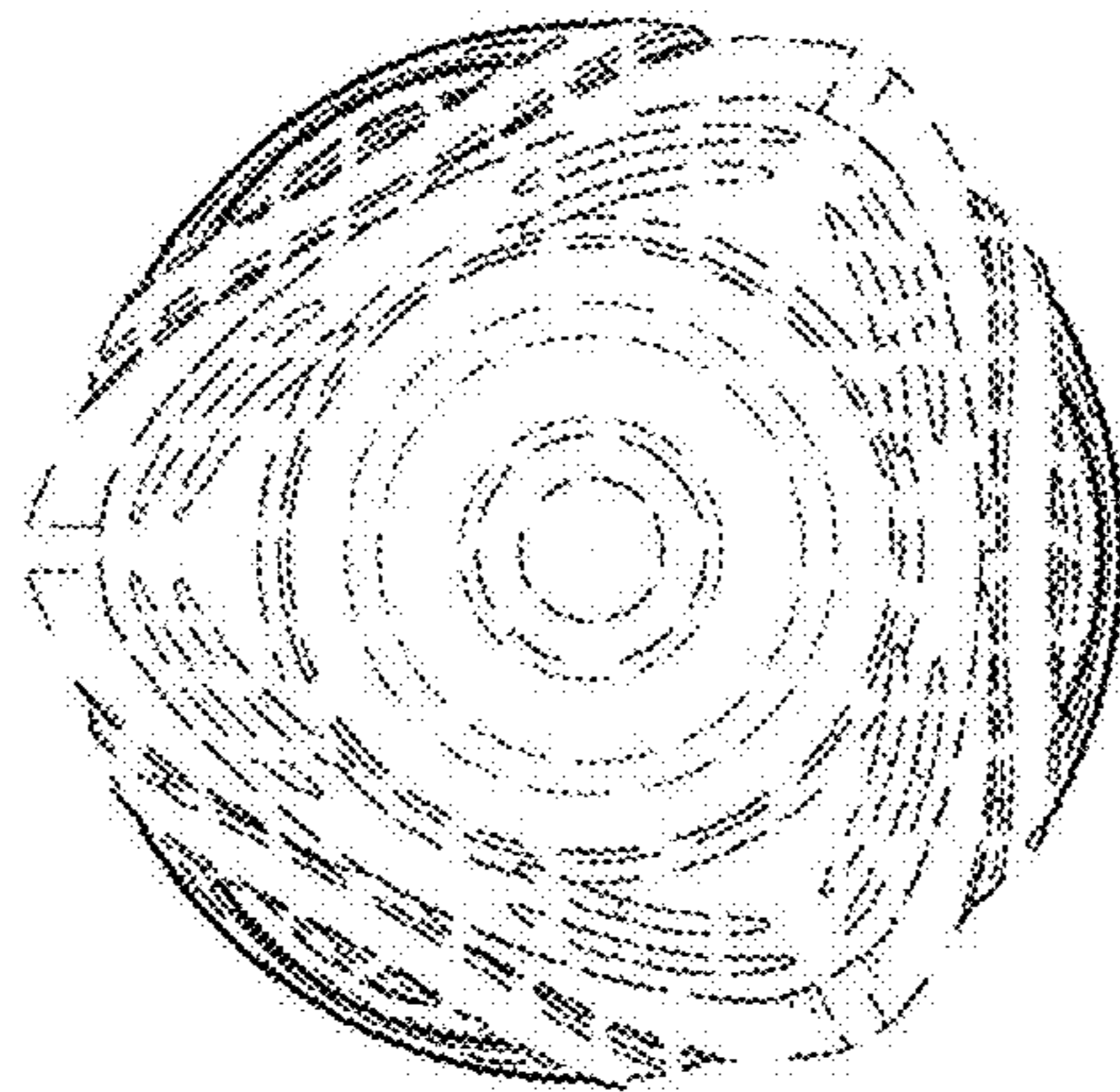


FIG. 5