



US00D782220S

(12) **United States Design Patent** (10) **Patent No.:** **US D782,220 S**
Little et al. (45) **Date of Patent:** **** Mar. 28, 2017**

(54) **PILLOW**

(56) **References Cited**

(71) Applicant: **DG International Holdings Limited**,
London (GB)

U.S. PATENT DOCUMENTS

(72) Inventors: **Simon Little**, Enfield (GB); **Benjamin Atkinson**, Chipperfield (GB)

D318,969 S *	8/1991	Byrn	D6/601
D322,380 S *	12/1991	El-Asir	D6/601
D348,174 S *	6/1994	Genis	D24/191
D384,536 S *	10/1997	Kraft	D6/601
D413,751 S *	9/1999	Alyea	5/655
D443,461 S *	6/2001	Hall	D6/333
D444,981 S *	7/2001	Hall	D6/333
D445,624 S *	7/2001	Futagami	5/644
D481,247 S *	10/2003	Roberts	A47C 7/383
				D6/601
D486,028 S *	2/2004	Cathey	D6/601
D497,073 S *	10/2004	Speare	D6/601
D503,062 S *	3/2005	Nash	D6/601
D522,300 S *	6/2006	Roberts	A47C 7/383
				D6/601
D549,507 S *	8/2007	Boutin	D6/601
D550,018 S *	9/2007	Boutin	D6/601
D550,495 S *	9/2007	Boutin	D6/601
D618,030 S *	6/2010	Wang	D6/601
D619,402 S *	7/2010	Sternlight	D6/601

(73) Assignee: **DG International Holdings Limited**,
London (GB)

(**) Term: **15 Years**

(21) Appl. No.: **29/553,871**

(22) Filed: **Feb. 5, 2016**

(30) **Foreign Application Priority Data**

Aug. 7, 2015 (EM) 002751636

(51) **LOC (10) Cl.** **06-09**

(52) **U.S. Cl.**
USPC **D6/601**

(58) **Field of Classification Search**
USPC D6/333, 349, 355, 375, 388, 512, 563,
D6/564, 595, 596, 601, 604, 611, 707,
D6/715, 716, 716.1; D24/183-185, 234;
D21/803, 804, 805, 809; 5/401, 420, 600,
5/630, 631, 632, 633, 635, 636, 638, 639,
5/646, 652, 652.1, 655, 703, 730; 297/1,
297/2, 4, 93, 180.11, 195.1, 195.11,
297/195.13, 393, 397, 452.12, 452.14,
297/452.15, 452.21, 452.24, 452.26,
297/452.48, 452.62, 482
CPC A47G 9/10; A47G 9/1009; A47G 9/1018;
A47G 9/1027; A47G 9/1036; A47G
9/1045; A47G 9/1063; A47G 9/1072;
A47G 9/1081; A47G 9/109; A47C 7/021;
A47C 27/00

See application file for complete search history.

(Continued)

Primary Examiner — Eric Goodman

Assistant Examiner — Sanjeev Paul

(74) *Attorney, Agent, or Firm* — Blank Rome LLP

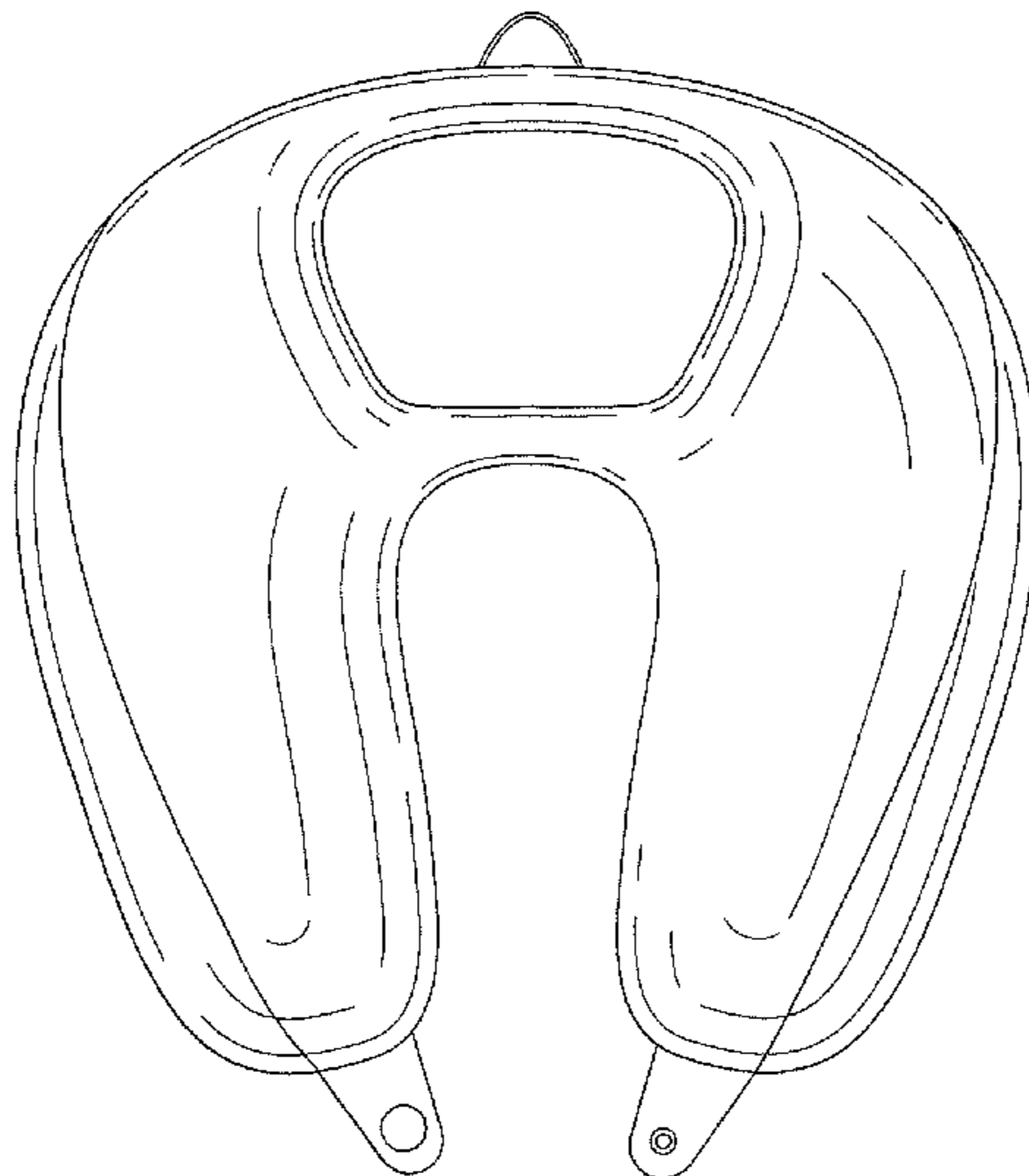
(57) **CLAIM**

The ornamental design for a pillow, as shown and described.

DESCRIPTION

FIG. 1 is a top view of a pillow;
FIG. 2 is a bottom view thereof;
FIG. 3 is a side view thereof;
FIG. 4 is a side view thereof;
FIG. 5 is a back view thereof;
FIG. 6 is a front view thereof; and,
FIG. 7 is a perspective view.

1 Claim, 7 Drawing Sheets



(56)

References Cited

U.S. PATENT DOCUMENTS

D624,776 S * 10/2010 Tang D6/601
D666,861 S * 9/2012 Phillips D6/601
D699,981 S * 2/2014 Kummerfeld A47D 13/00
D6/601
D699,982 S * 2/2014 Fair A47D 13/083
D6/601
D704,963 S * 5/2014 McNeil D6/601
D746,080 S * 12/2015 Mittelstadt D6/601
D754,454 S * 4/2016 Schwingendorf D6/601
D761,595 S * 7/2016 Pulver D6/601
D769,648 S * 10/2016 Atkinson D6/601
2008/0010750 A1 * 1/2008 Tidwell A47D 13/08
5/655
2015/0059098 A1 * 3/2015 Jung A47C 7/383
5/636
2015/0314715 A1 * 11/2015 Kilgore A47C 7/383
5/636
2016/0029821 A1 * 2/2016 Atkinson A47C 7/383
5/636
2016/0183685 A1 * 6/2016 Kang A47G 9/1081
5/639

* cited by examiner

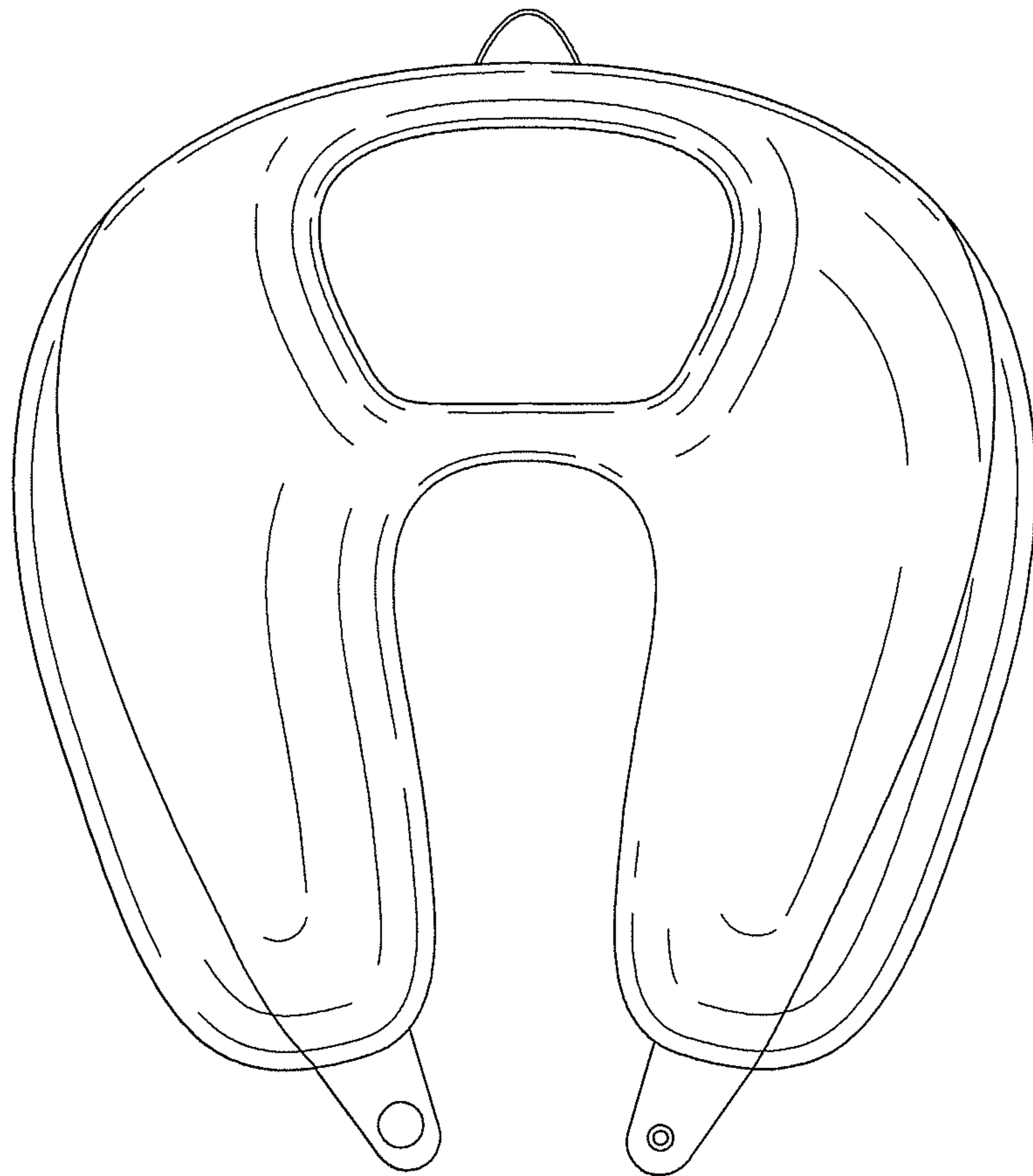


Fig. 1

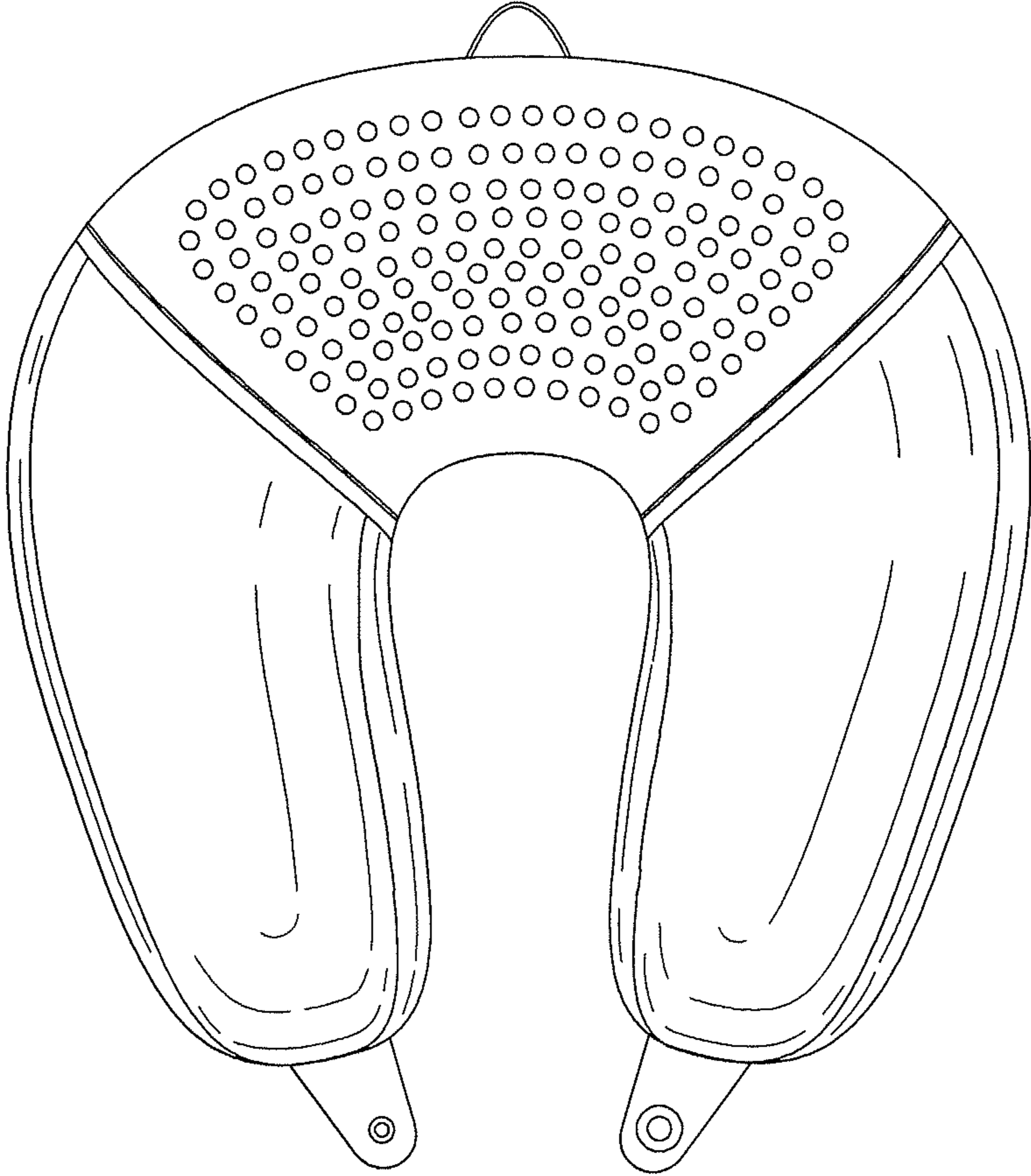


Fig. 2

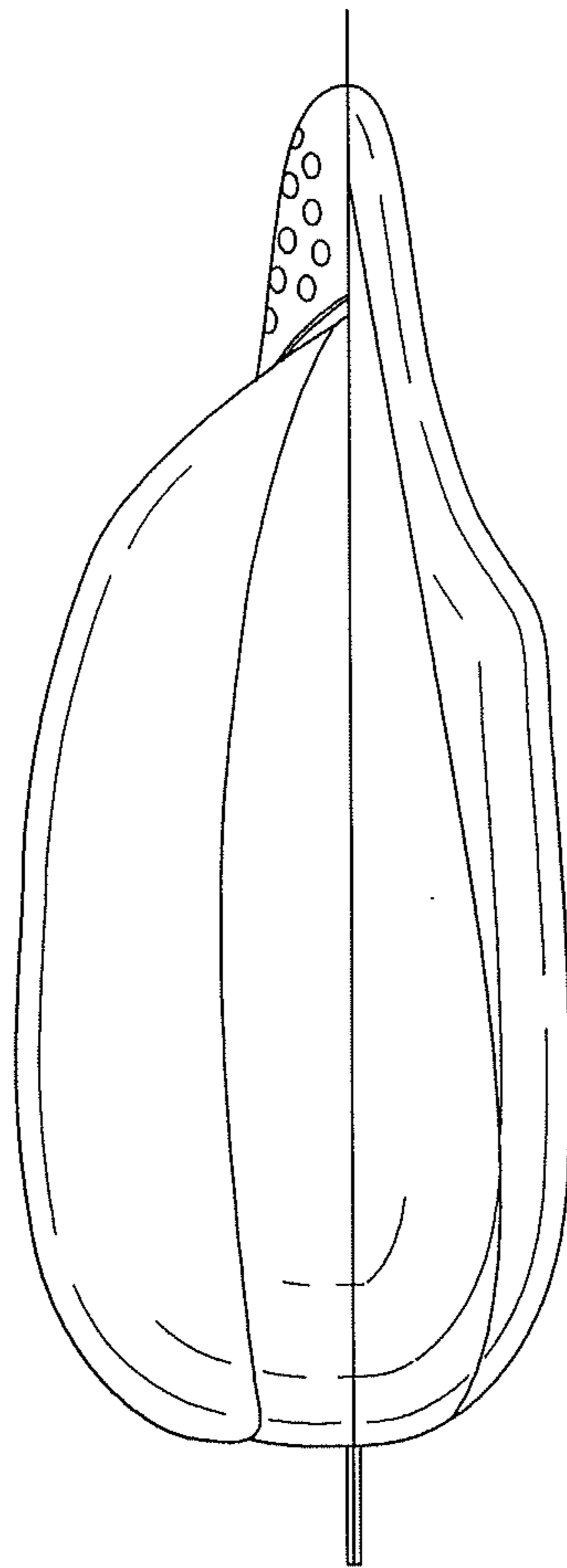


Fig. 3

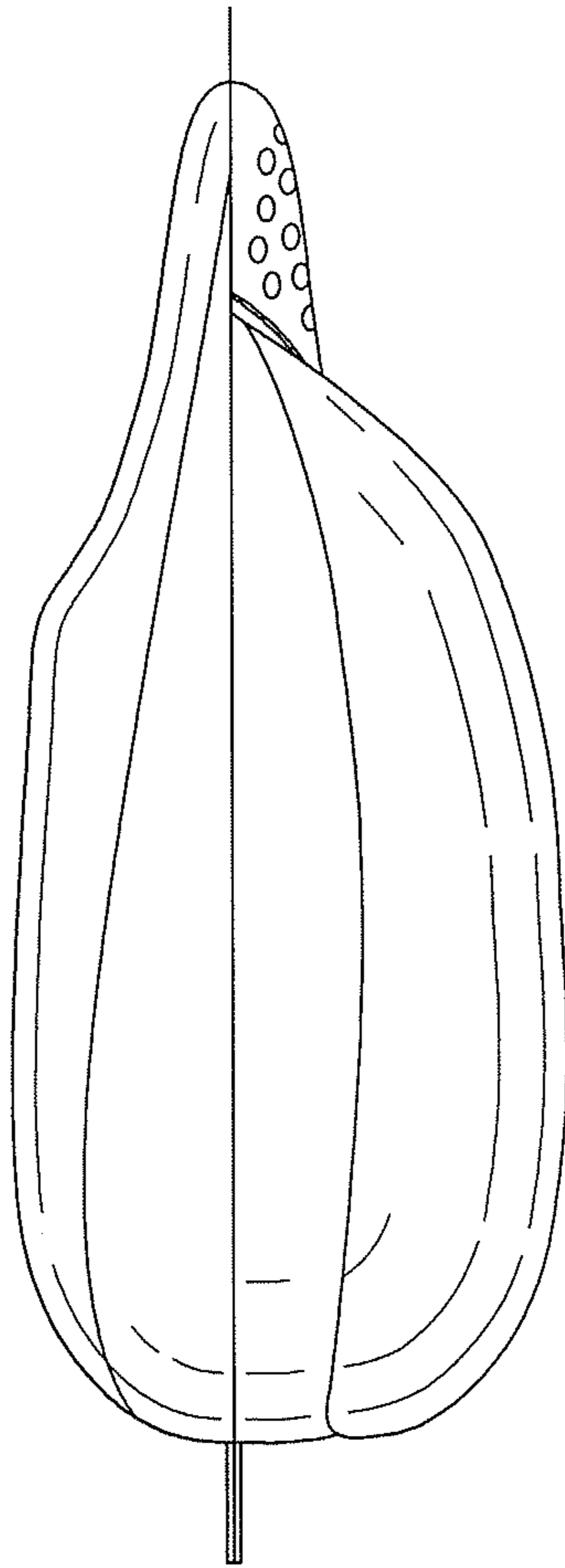


Fig. 4

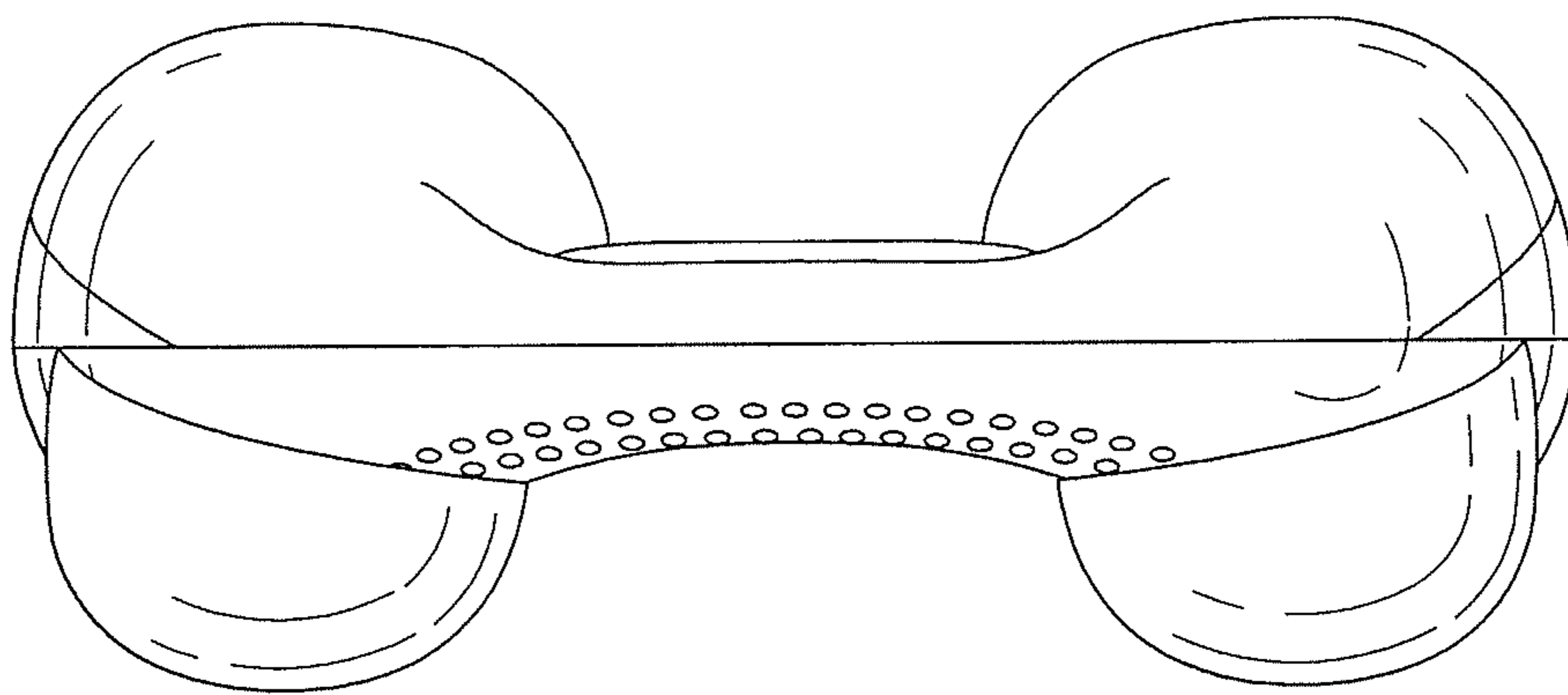


Fig. 5

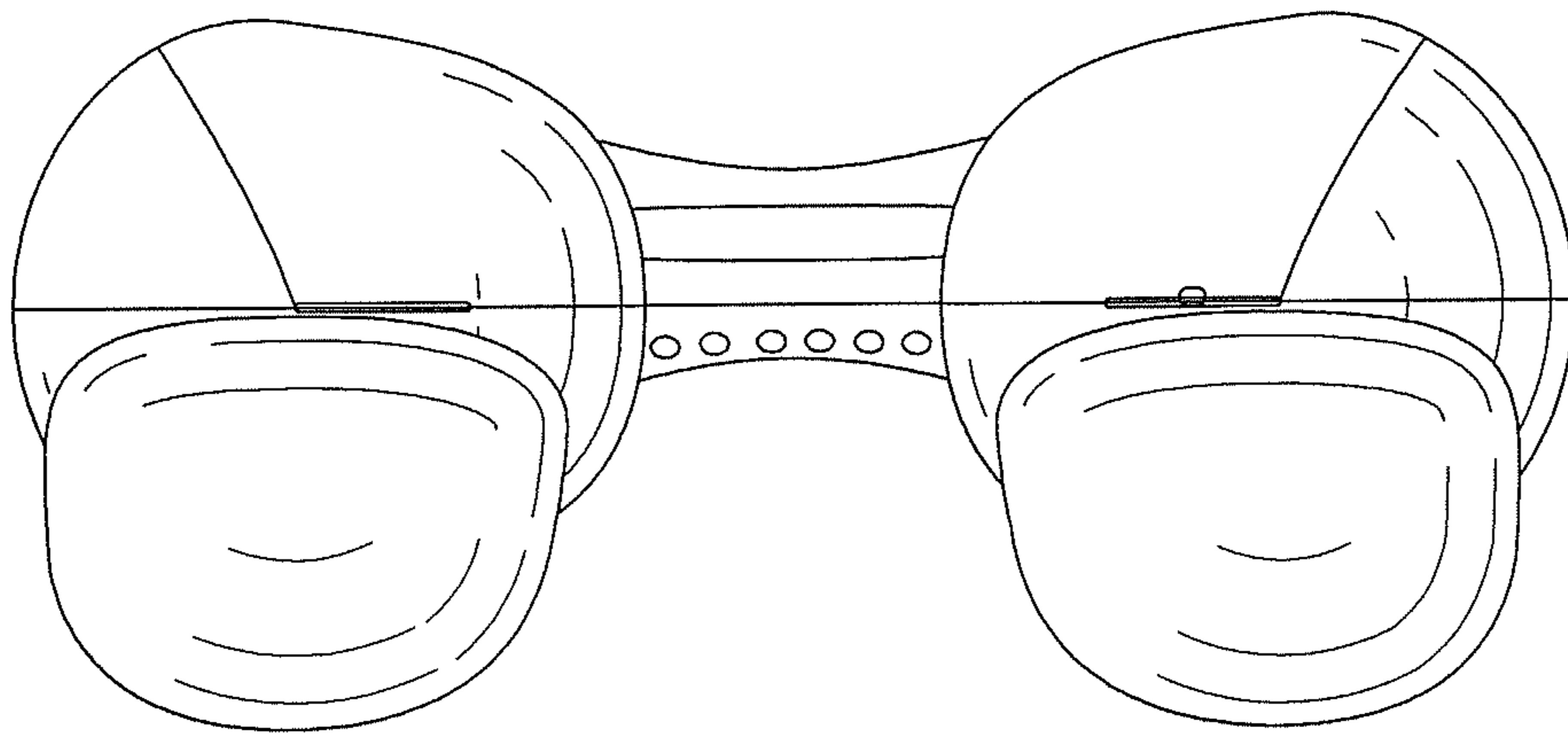


Fig. 6

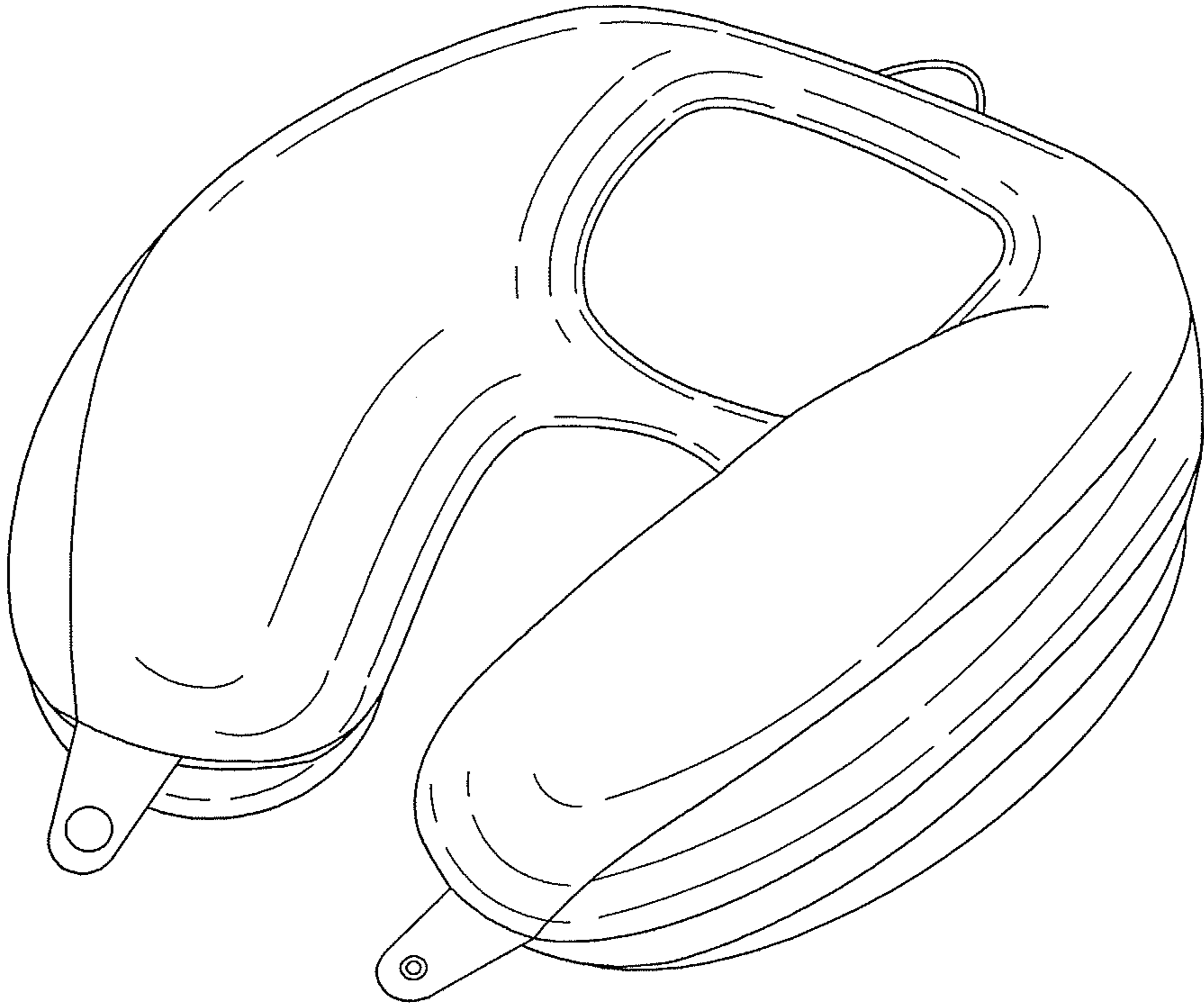


Fig. 7