



US00D782218S

(12) **United States Design Patent**
Dix

(10) **Patent No.:** **US D782,218 S**

(45) **Date of Patent:** **** Mar. 28, 2017**

(54) **SEAT**

(71) Applicant: **SOUTHERN MOTION, INC.**,
Pontotoc, MS (US)

(72) Inventor: **George K Dix**, Pontotoc, MS (US)

(73) Assignee: **SOUTHERN MOTION, INC.**,
Pontotoc, MS (US)

(**) Term: **15 Years**

(21) Appl. No.: **29/564,827**

(22) Filed: **May 16, 2016**

Related U.S. Application Data

(62) Division of application No. 29/540,262, filed on Sep. 22, 2015, now abandoned.

(51) **LOC (10) Cl.** **06-01**

(52) **U.S. Cl.**
USPC **D6/381; D6/336**

(58) **Field of Classification Search**
USPC D6/334, 335, 336, 338, 349, 355, 381,
D6/716, 716.1; 297/118, 119, 135, 144,
297/232, 445.1, 448.1, 452.18, 156, 175,
297/216.1; 5/12.1, 12.2
CPC .. A47C 1/02; A47C 1/12; A47C 11/00; A47C
17/00; A47C 17/02; A47C 4/52; A47C
9/00

See application file for complete search history.

(56) **References Cited**

U.S. PATENT DOCUMENTS

D155,624 S * 10/1949 Pahlmann 297/135
3,817,573 A * 6/1974 Facury A47C 3/04
108/62

D366,770 S *	2/1996	Mabon	D6/335
D469,973 S *	2/2003	Ricci	D6/335
D470,325 S *	2/2003	Ricci	D6/381
D495,517 S *	9/2004	Ricci	D6/334
D504,030 S *	4/2005	Ricci	D6/334
D544,242 S *	6/2007	Ricci	D6/381
D558,471 S *	1/2008	Newhouse	D6/337
D565,849 S *	4/2008	Newhouse	D6/338
D613,959 S *	4/2010	Crockett	D6/381
D634,941 S *	3/2011	Crockett	D6/381
D721,514 S *	1/2015	Adair	D6/381
D721,899 S *	2/2015	Adair	D6/381
D733,438 S *	7/2015	Adair	D6/334
D742,135 S *	11/2015	Dix	D6/381
D750,915 S *	3/2016	Dix	D6/381

* cited by examiner

Primary Examiner — Sandra Snapp

(74) *Attorney, Agent, or Firm* — Thomas G. Peterson;
Bradley Arant Boult Cummings LLP

(57) **CLAIM**

The ornamental design for a seat, as shown and described.

DESCRIPTION

FIG. 1 shows a perspective view of the seat in accordance with the new design.

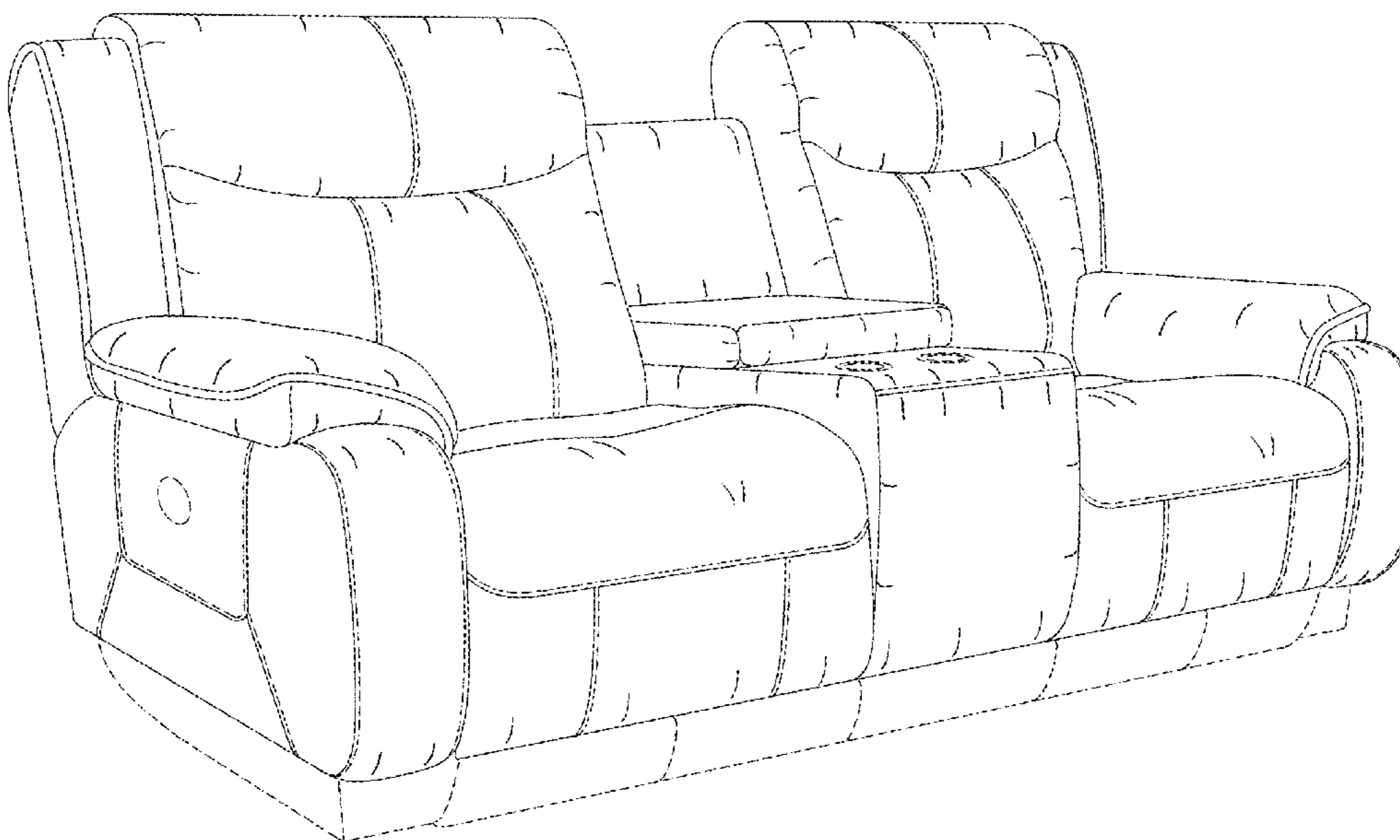
FIG. 2 shows a front elevation view of the seat.

FIG. 3 shows a rear view of the seat; and,

FIG. 4 shows a top view of the seat.

The dashed lines shown in the drawings illustrate environmental structure and form no part of the claimed design.

1 Claim, 4 Drawing Sheets



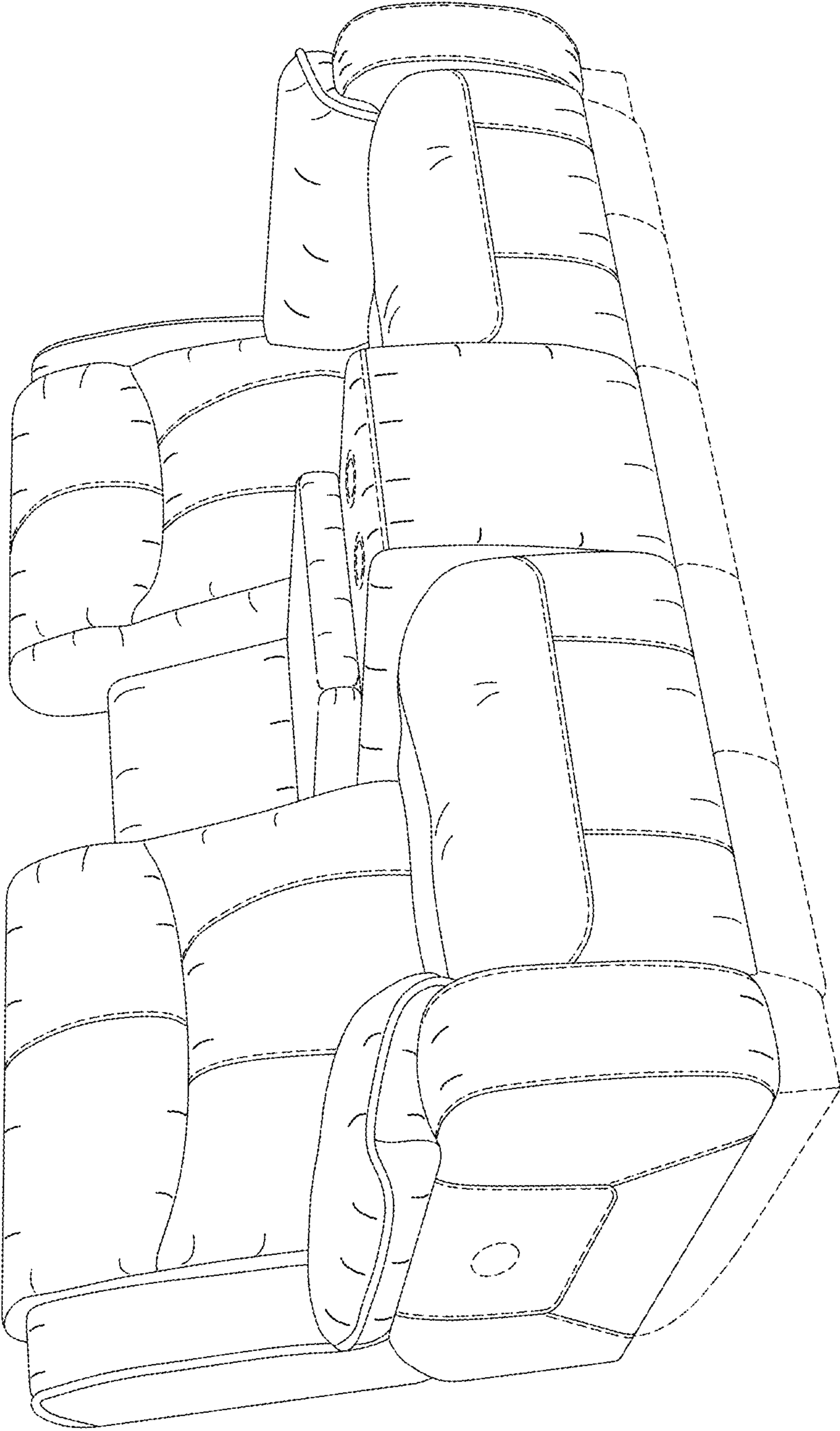


FIG. 1

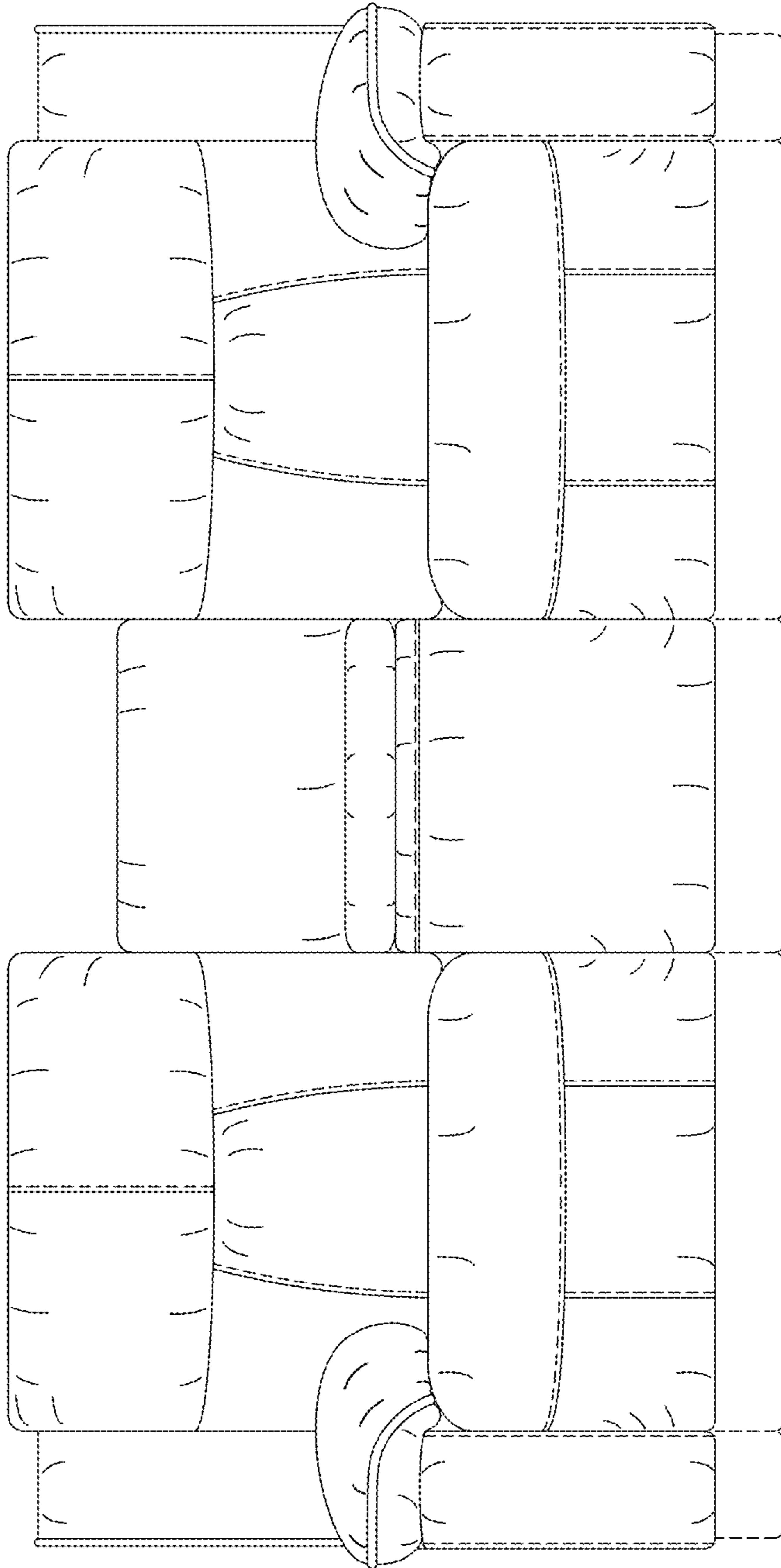


FIG. 2




FIG. 3

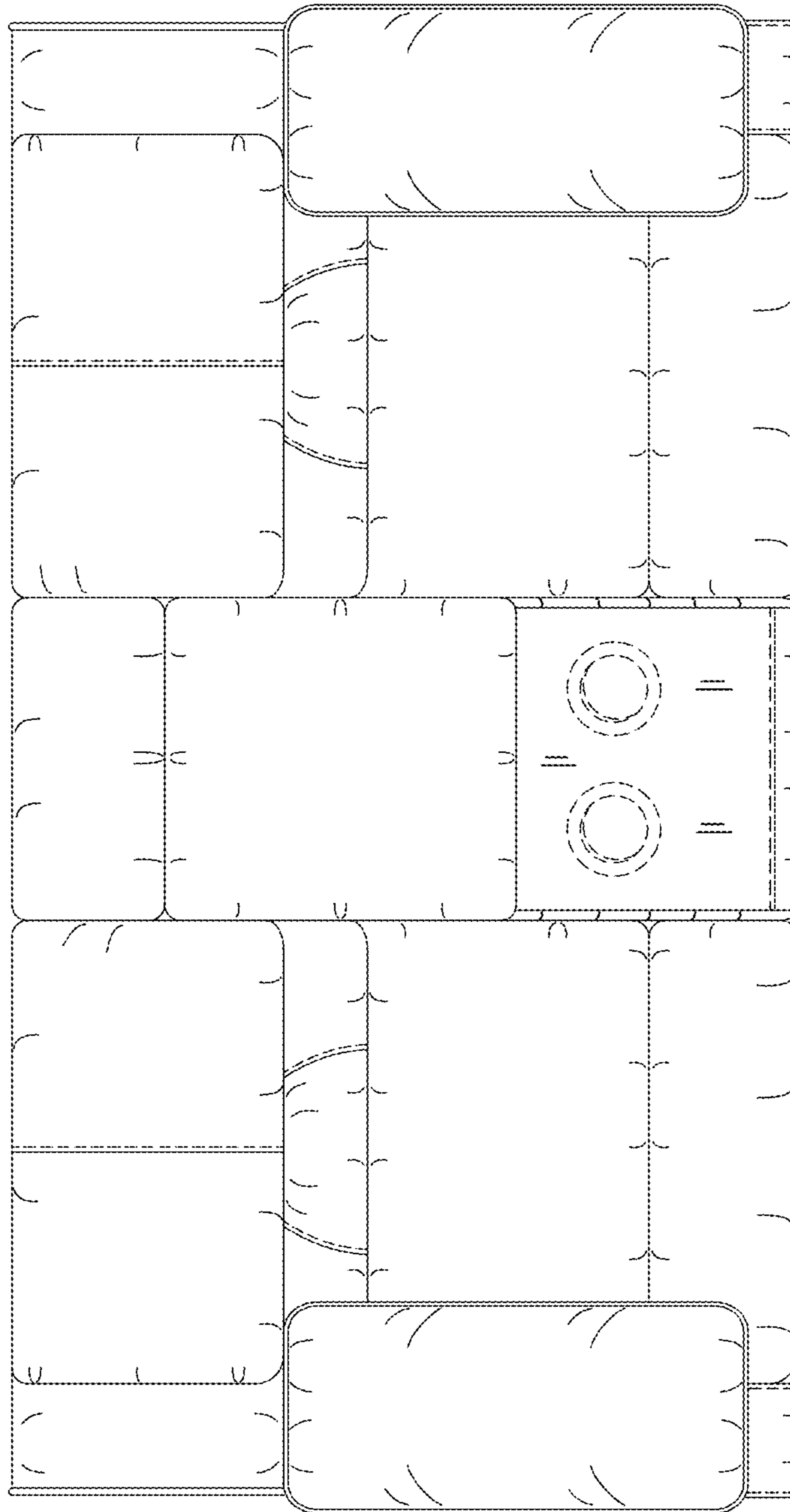


FIG. 4