



US00D782198S

(12) **United States Design Patent**
Hwang

(10) **Patent No.:** **US D782,198 S**
(45) **Date of Patent:** **** Mar. 28, 2017**

- (54) **COSMETIC BRUSH**
- (71) Applicant: **F.S. KOREA INDUSTRIES INC.,**
Seoul (KR)
- (72) Inventor: **Jae Kwang Hwang,** Seoul (KR)
- (73) Assignee: **F.S. KOREA INDUSTRIES INC,**
Dobong-Ro, Gangbuk-Gu, Seoul (KR)

- (**) Term: **15 Years**
- (21) Appl. No.: **29/568,936**
- (22) Filed: **Jun. 22, 2016**

(30) **Foreign Application Priority Data**

Jan. 22, 2016 (KR) 30-2016-0003243

- (51) **LOC (10) Cl.** **04-02**
- (52) **U.S. Cl.**
USPC **D4/127**
- (58) **Field of Classification Search**
USPC D4/102, 114, 116, 121, 127, 128, 131,
D4/132, 133, 134, 135, 138, 199; D28/7
CPC A46B 9/021; A46B 5/021; A46B 5/0095;
A46B 2200/1046; A46B 15/0087; A46B
5/00; A46B 3/02; A46B 3/12; A46D 1/00
See application file for complete search history.

(56) **References Cited**

U.S. PATENT DOCUMENTS

- 5,542,144 A * 8/1996 Forsline A46D 1/00
132/320
- D408,592 S * 4/1999 Litton D19/163
- D571,559 S * 6/2008 Riaz D4/135
- 8,230,543 B2 * 7/2012 Shrier A46B 7/04
15/145
- 8,256,058 B2 * 9/2012 Telwar A46B 3/08
15/160
- D717,548 S * 11/2014 Lim D4/135

- D766,587 S * 9/2016 Hwang D4/127
- 2014/0166041 A1 * 6/2014 King A46B 9/021
132/320
- 2015/0053233 A1 * 2/2015 Lim A45D 40/00
132/218
- 2015/0296964 A1 * 10/2015 Kim A46B 5/0016
15/106
- 2015/0374115 A1 * 12/2015 Wilson A46B 3/005
300/21
- 2016/0066681 A1 * 3/2016 Xavier A46B 9/021
15/207.2

FOREIGN PATENT DOCUMENTS

- EM 003174192-0001 * 6/2016
- EM 003174192-0005 * 6/2016

* cited by examiner

Primary Examiner — Karen E Eldridge Powers
(74) *Attorney, Agent, or Firm* — East West Law Group;
Heedong Chae

(57) **CLAIM**

I claim the ornamental design for a cosmetic brush, as shown and described.

DESCRIPTION

FIG. 1 is a front perspective view of a cosmetic brush;
FIG. 2 is a front elevation view thereof;
FIG. 3 is a rear elevation view thereof;
FIG. 4 is a left side elevation view thereof;
FIG. 5 is a right side elevation view thereof;
FIG. 6 is a top plan view thereof; and,
FIG. 7 is a bottom view thereof.
The broken line showing a brush head and a ferrule is included for the purpose of illustrating use and environment and forms no part of the claimed design.

1 Claim, 6 Drawing Sheets

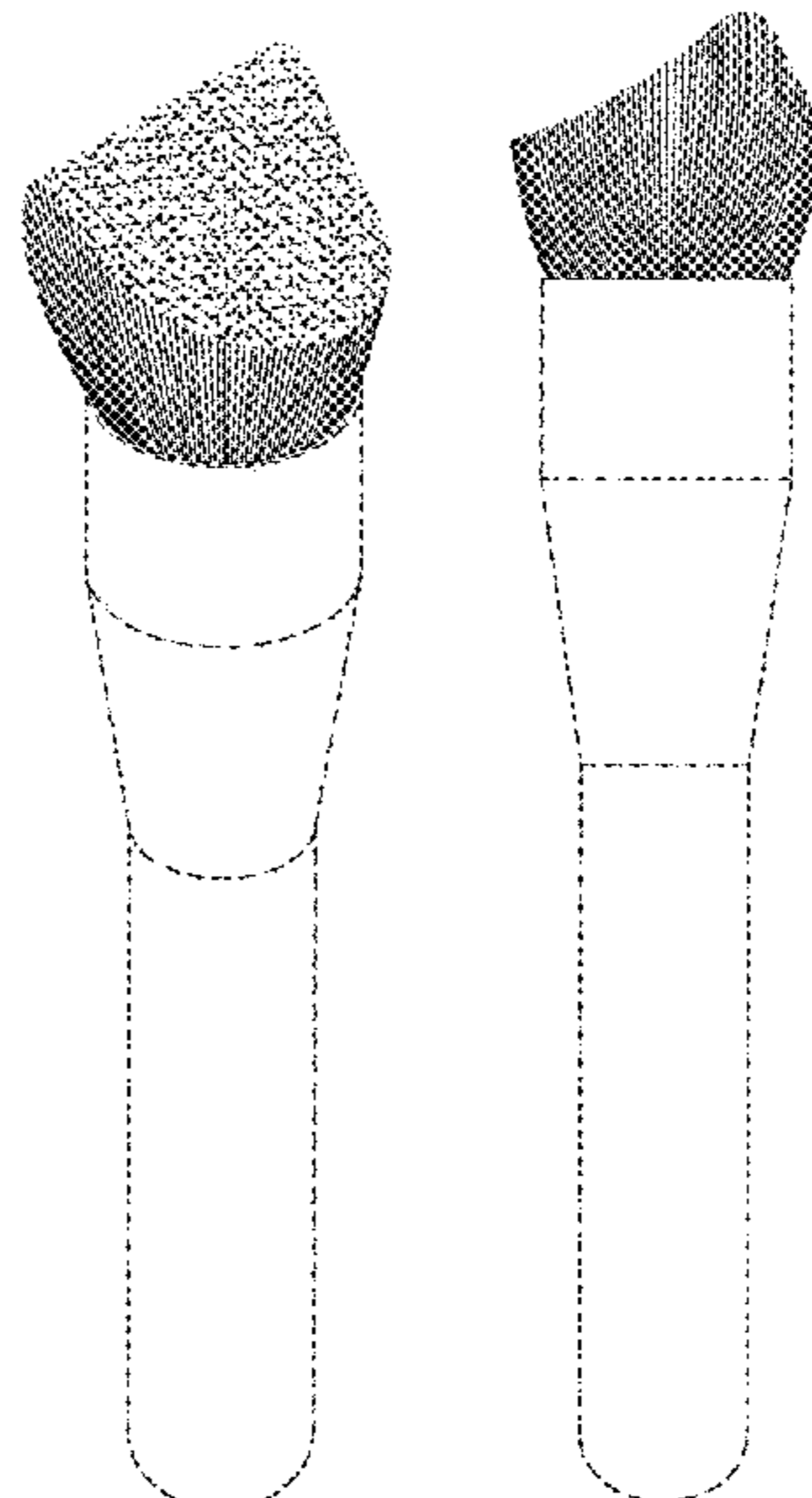


FIG. 1

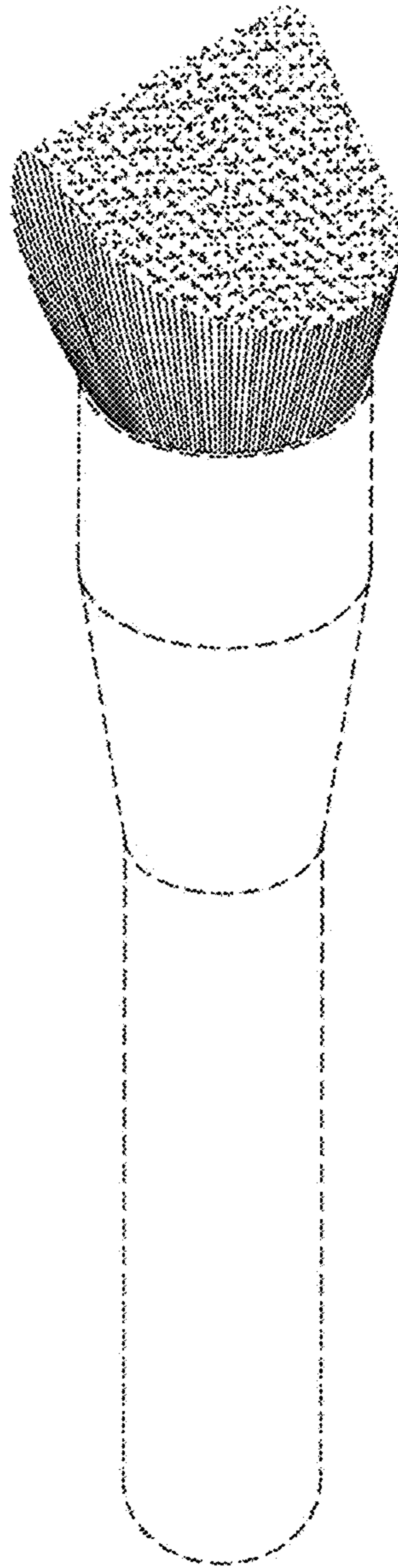


FIG. 2

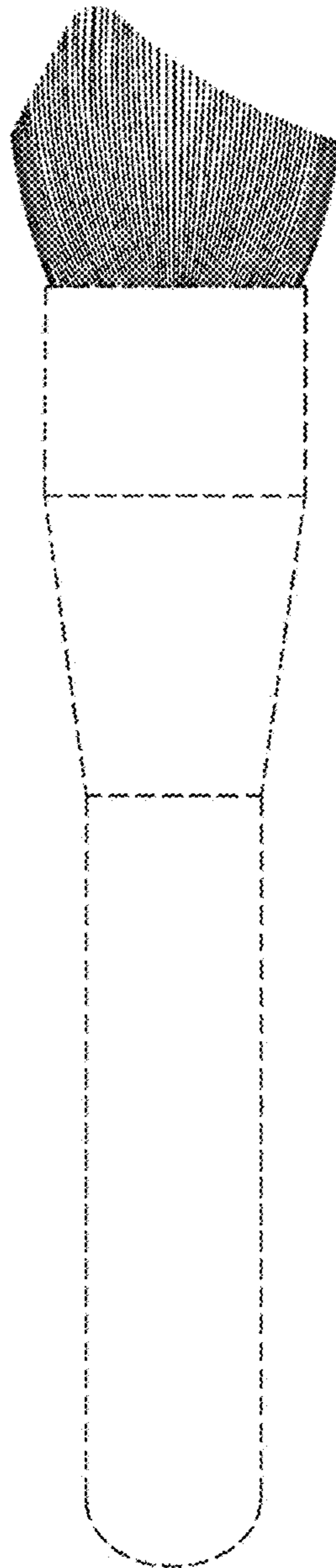


FIG. 3

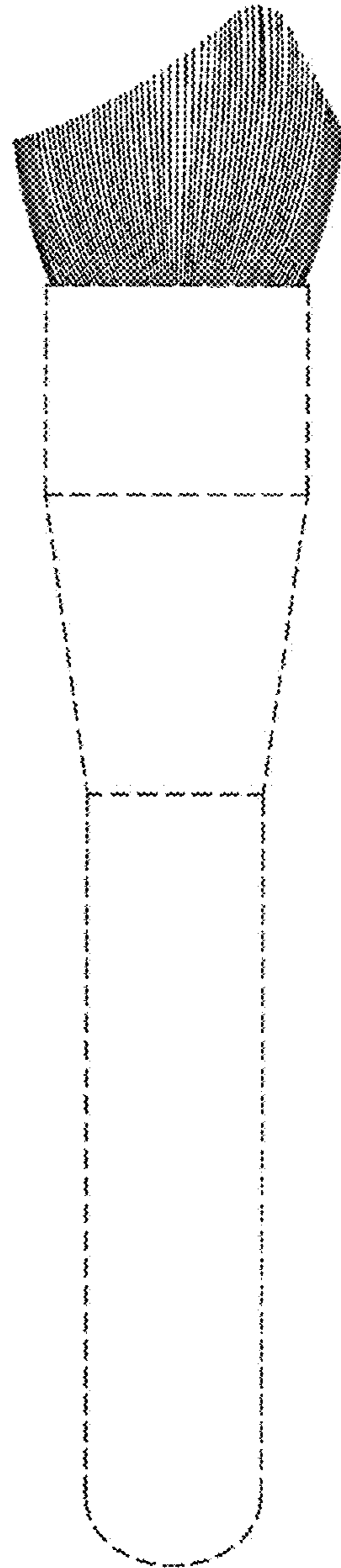


FIG. 4

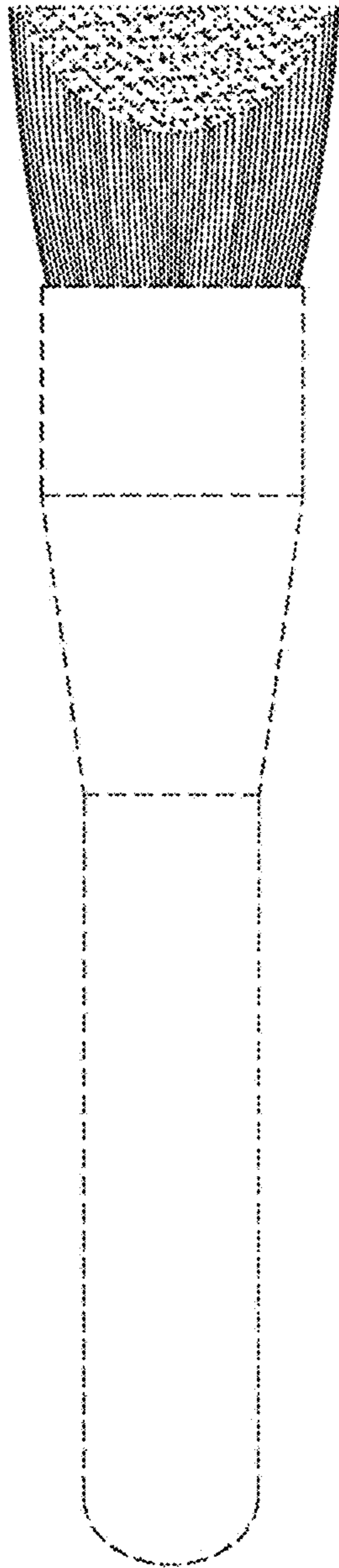


FIG. 5

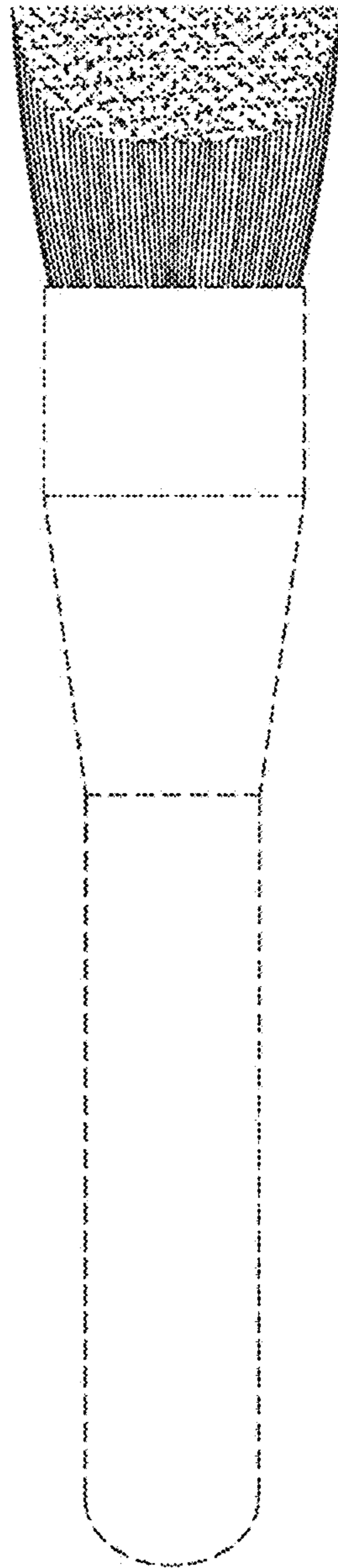


FIG. 6




FIG. 7

