



US00D782191S

(12) **United States Design Patent**
Adelman et al.

(10) **Patent No.:** **US D782,191 S**
(45) **Date of Patent:** **** Mar. 28, 2017**

(54) **CASE FOR AN ELECTRONIC DEVICE**

D669,271 S * 10/2012 May D3/303
D709,703 S * 7/2014 Coleman D3/303
D710,106 S * 8/2014 Coleman D3/303

(71) Applicant: **Nite Ize, Inc.**, Boulder, CO (US)

* cited by examiner

(72) Inventors: **Gregory M. Adelman**, Boulder, CO (US); **Michael C. Boyd**, Boulder, CO (US); **Bowden Ormsbee**, Longmont, CO (US)

Primary Examiner — Holly Baynham
(74) *Attorney, Agent, or Firm* — Haynes and Boone, LLP

(73) Assignee: **Nite Ize, Inc.**, Boulder, CO (US)

(57) **CLAIM**

The ornamental design for a case for an electronic device, as shown and described.

(**) Term: **15 Years**

DESCRIPTION

(21) Appl. No.: **29/550,462**

FIG. 1 is a front perspective view of the case for an electronic device;

(22) Filed: **Jan. 4, 2016**

FIG. 2 is a back perspective view of the case for an electronic device of FIG. 1;

(51) **LOC (10) Cl.** **03-01**

FIG. 3 is a folded (closed) perspective view of the case for an electronic device of FIG. 1;

(52) **U.S. Cl.**

USPC **D3/247**

FIG. 4 is an open inside view of the case for an electronic device of FIG. 1;

(58) **Field of Classification Search**

USPC D3/247, 249–253

CPC A45C 1/06; A45C 3/08

See application file for complete search history.

FIG. 5 is a closed left side view of the case for an electronic device of FIG. 1;

FIG. 6 is an open outside view of the case for an electronic device of FIG. 1;

FIG. 7 is a closed right side view of the case for an electronic device of FIG. 1;

FIG. 8 is an open left side view of the case for an electronic device of FIG. 1; and,

FIG. 9 is an open right side view of the case for an electronic device of FIG. 1.

(56) **References Cited**

U.S. PATENT DOCUMENTS

D299,888 S * 2/1989 Maxwell D3/303
5,217,056 A * 6/1993 Ritter A45C 11/182
150/147

1 Claim, 7 Drawing Sheets

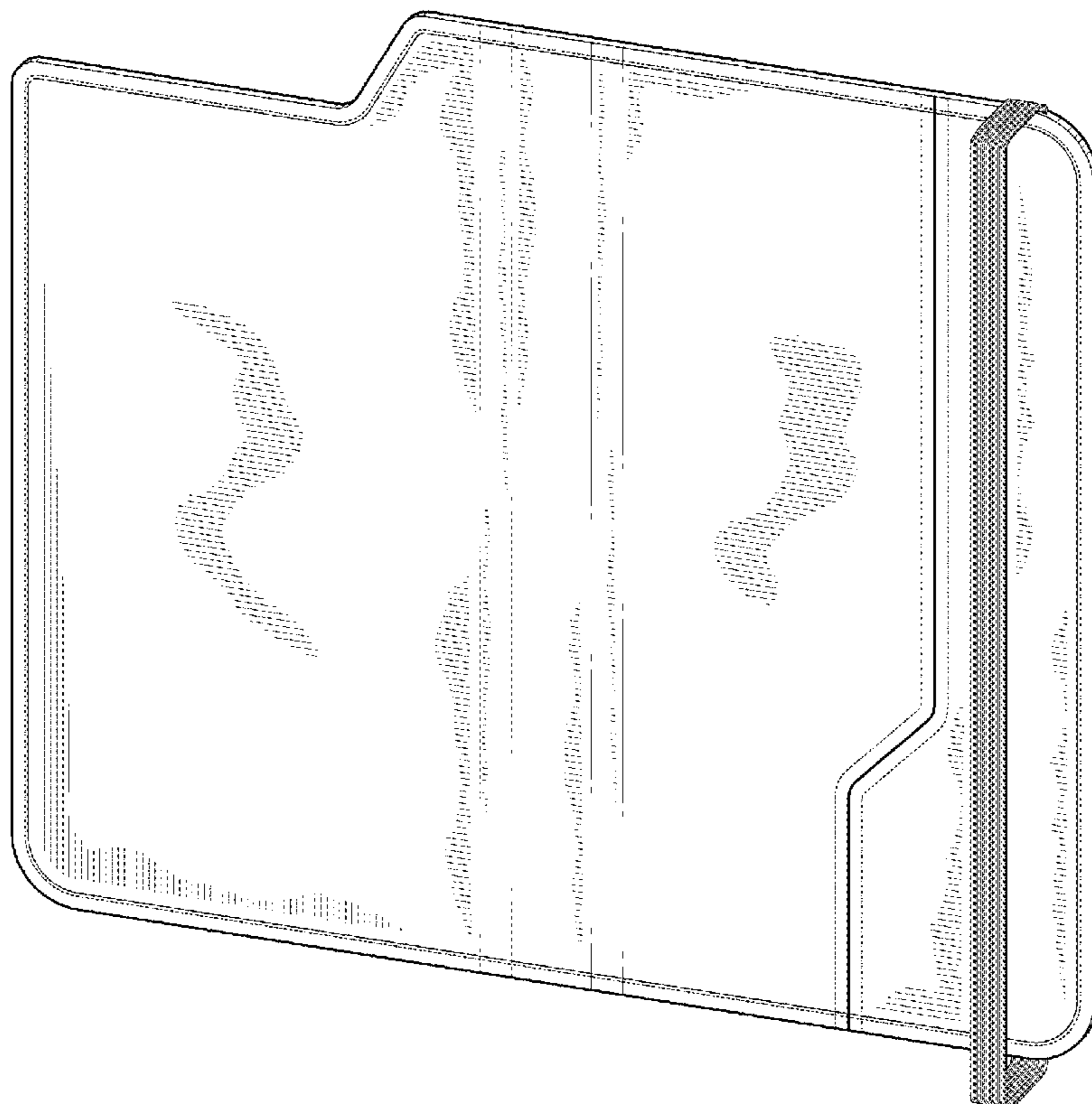


FIG. 1




FIG. 2

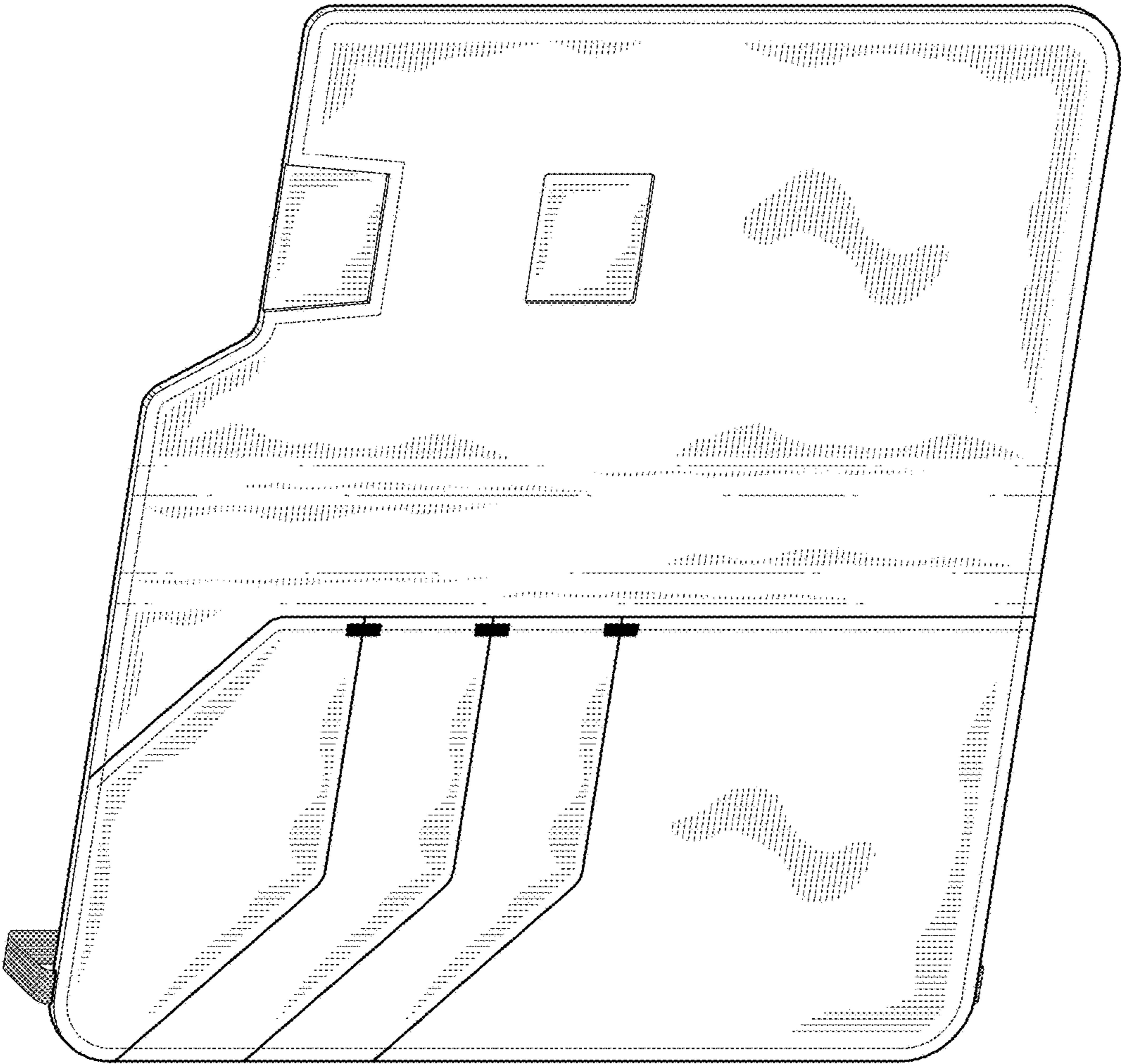
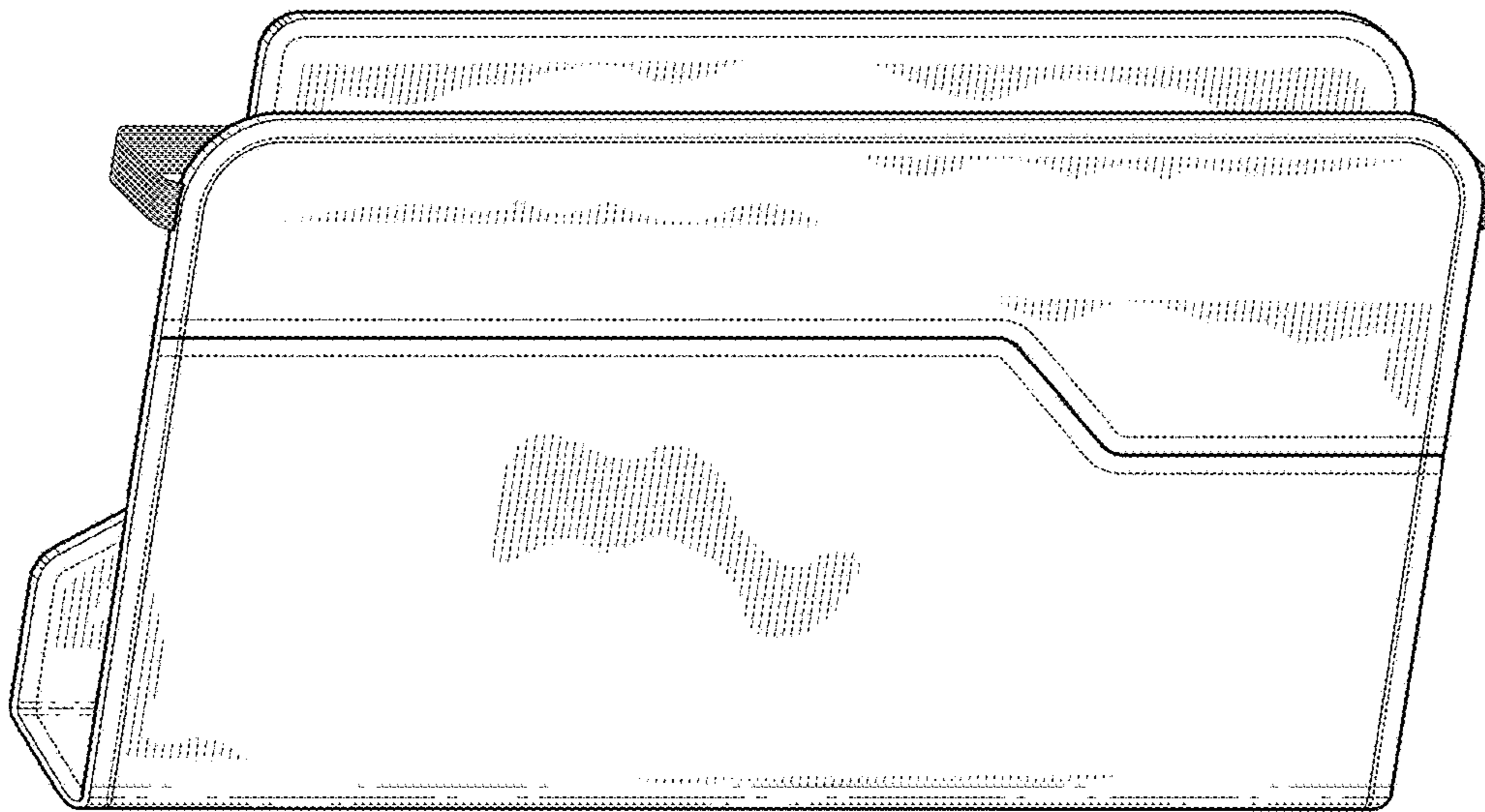


FIG. 3



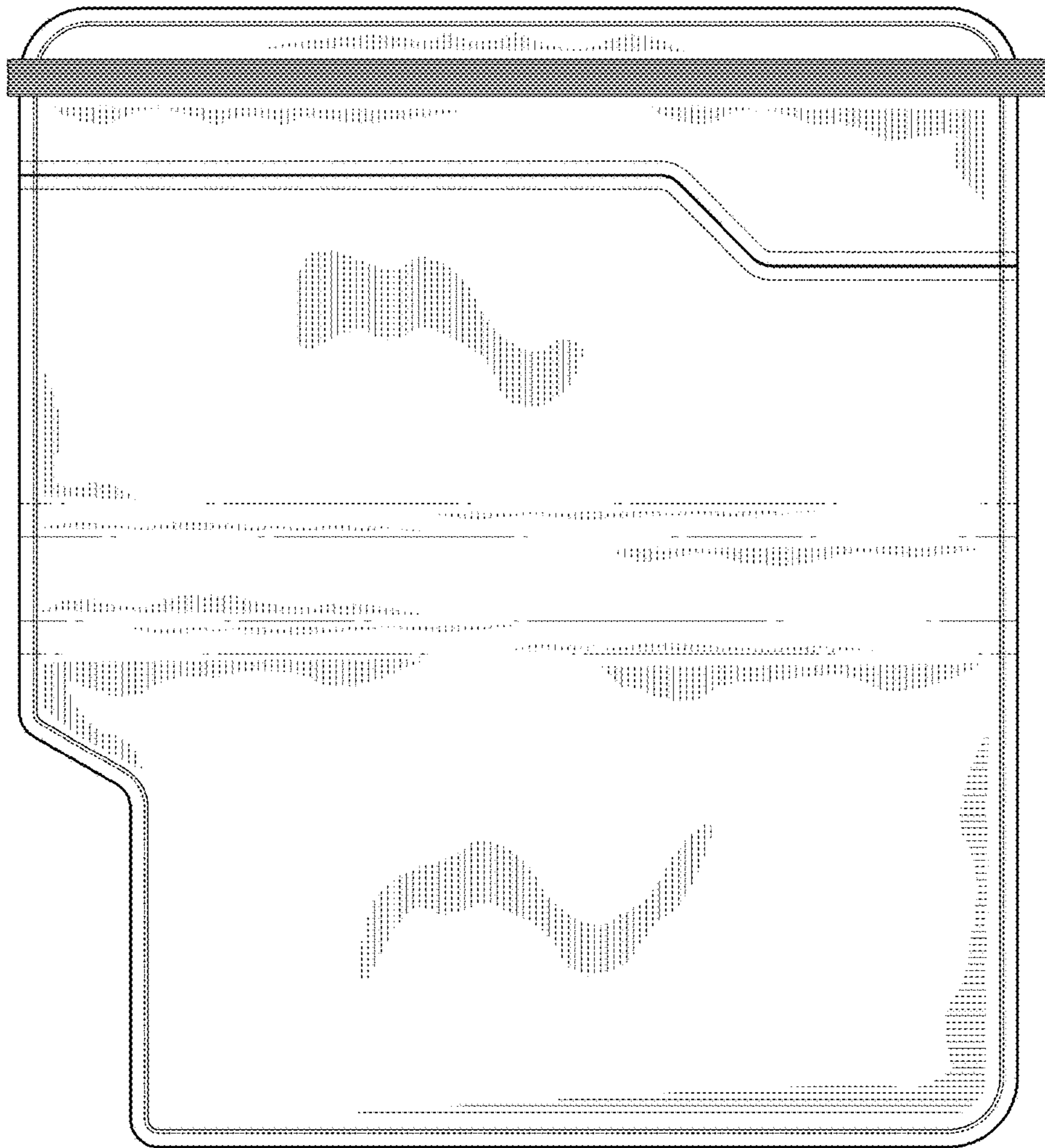


FIG. 4



FIG. 7



FIG. 5

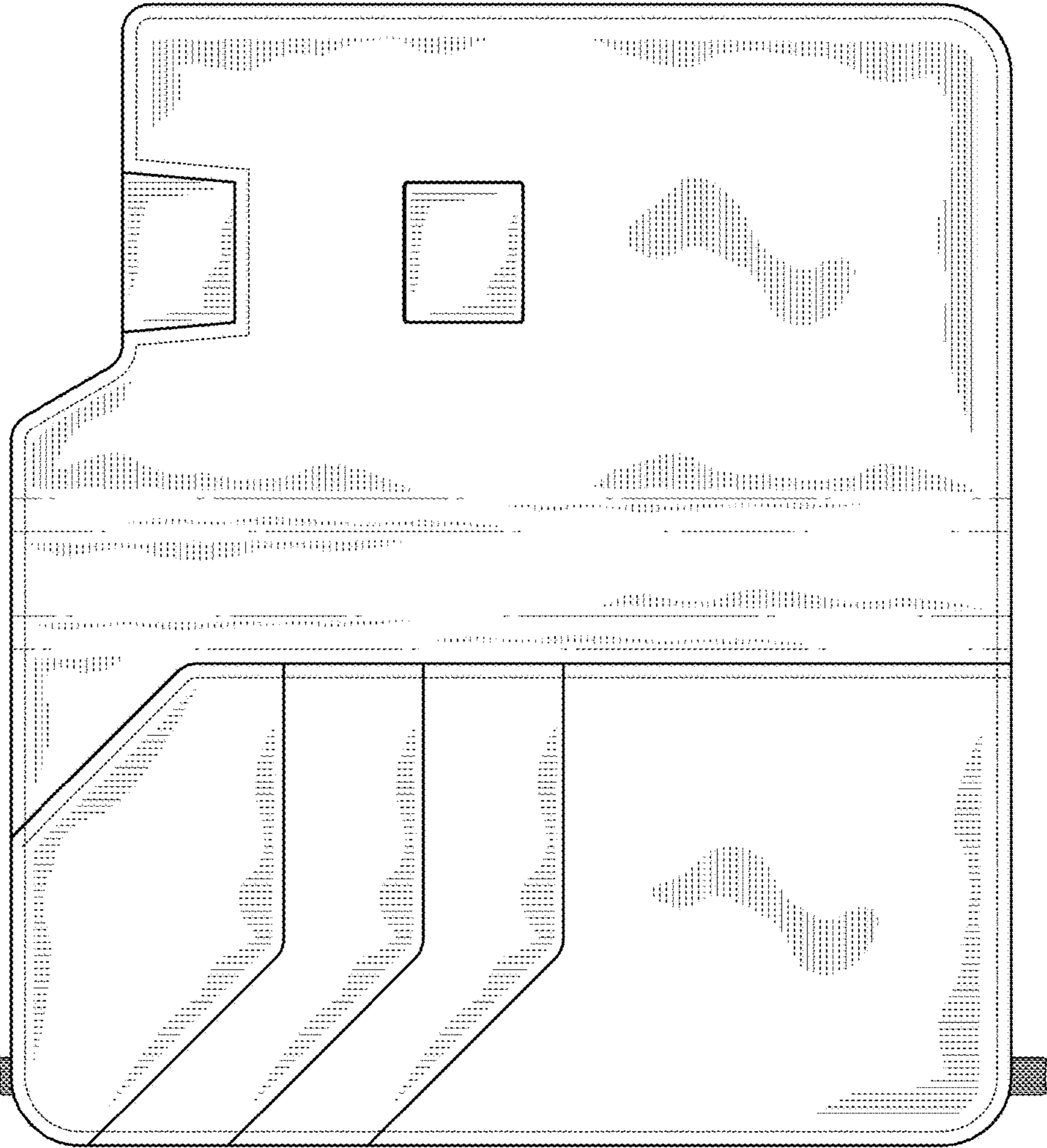


FIG. 6



FIG. 8



FIG. 9