



US00D782182S

(12) **United States Design Patent**  
**Schaub**

(10) **Patent No.:** **US D782,182 S**  
(45) **Date of Patent:** **\*\* Mar. 28, 2017**

- (54) **DEVICE FOR STORING AND CARRYING VEHICLE BATTERY JUMPER CABLES**
- (71) Applicant: **Eugene L. Schaub**, Botkins, OH (US)
- (72) Inventor: **Eugene L. Schaub**, Botkins, OH (US)
- (\*\*) Term: **14 Years**
- (21) Appl. No.: **29/474,891**
- (22) Filed: **Mar. 10, 2015**
- (51) **LOC (10) Cl.** ..... **03-01**
- (52) **U.S. Cl.**  
USPC ..... **D3/201; D13/120**
- (58) **Field of Classification Search**  
USPC ..... D3/201, 307; D13/155, 107, 120;  
D12/406, 420; D8/356-359  
CPC ..... H02G 11/02; B65D 85/42; B65H 27/01;  
B65H 75/06; H02J 7/0034  
See application file for complete search history.

- D329,636 S \* 9/1992 Nesiba ..... D13/120
- D330,323 S \* 10/1992 Hu ..... D8/358
- 5,317,491 A \* 5/1994 Lee ..... A47F 7/005  
206/420
- D347,989 S \* 6/1994 DeWard ..... D3/23
- D352,928 S \* 11/1994 Ford ..... D13/120
- 5,526,931 A \* 6/1996 White ..... B65D 73/0007  
206/388
- D400,853 S \* 11/1998 Chen ..... D13/119
- 5,955,866 A \* 9/1999 Peng ..... G01R 31/3627  
320/105
- D428,286 S \* 7/2000 Phelps ..... D6/512
- D438,379 S \* 3/2001 Wang ..... D3/304
- 6,222,342 B1 \* 4/2001 Eggert ..... H02J 7/0045  
307/66
- D446,191 S \* 8/2001 Wakileh ..... D13/155
- D487,725 S \* 3/2004 Terpening ..... D13/154

(Continued)

*Primary Examiner* — John Windmuller  
*Assistant Examiner* — Steven Czyz  
(74) *Attorney, Agent, or Firm* — Suzanne Kikel

(56) **References Cited**

U.S. PATENT DOCUMENTS

- D252,874 S 9/1979 Neff
- D257,576 S \* 12/1980 Bobrovniczky ..... D13/137.4
- D260,962 S \* 9/1981 Hechler, IV ..... D8/359
- D260,985 S \* 9/1981 Moylan ..... D13/137.4
- 4,330,005 A \* 5/1982 Kjarsgaard ..... B65H 75/364  
137/355.16
- 4,353,613 A \* 10/1982 Carlow ..... B65H 75/06  
439/501
- D270,996 S \* 10/1983 Houghton ..... D8/358
- D275,552 S \* 9/1984 Izumi ..... D13/137.4
- D286,134 S \* 10/1986 Schwartz ..... D13/137.4
- D304,129 S \* 10/1989 Thorpe ..... D3/23
- D310,207 S \* 8/1990 Sheps ..... D13/119
- 5,064,067 A \* 11/1991 McAllister ..... A47F 7/005  
206/420
- D329,010 S \* 9/1992 Schaeffer, III ..... D8/358

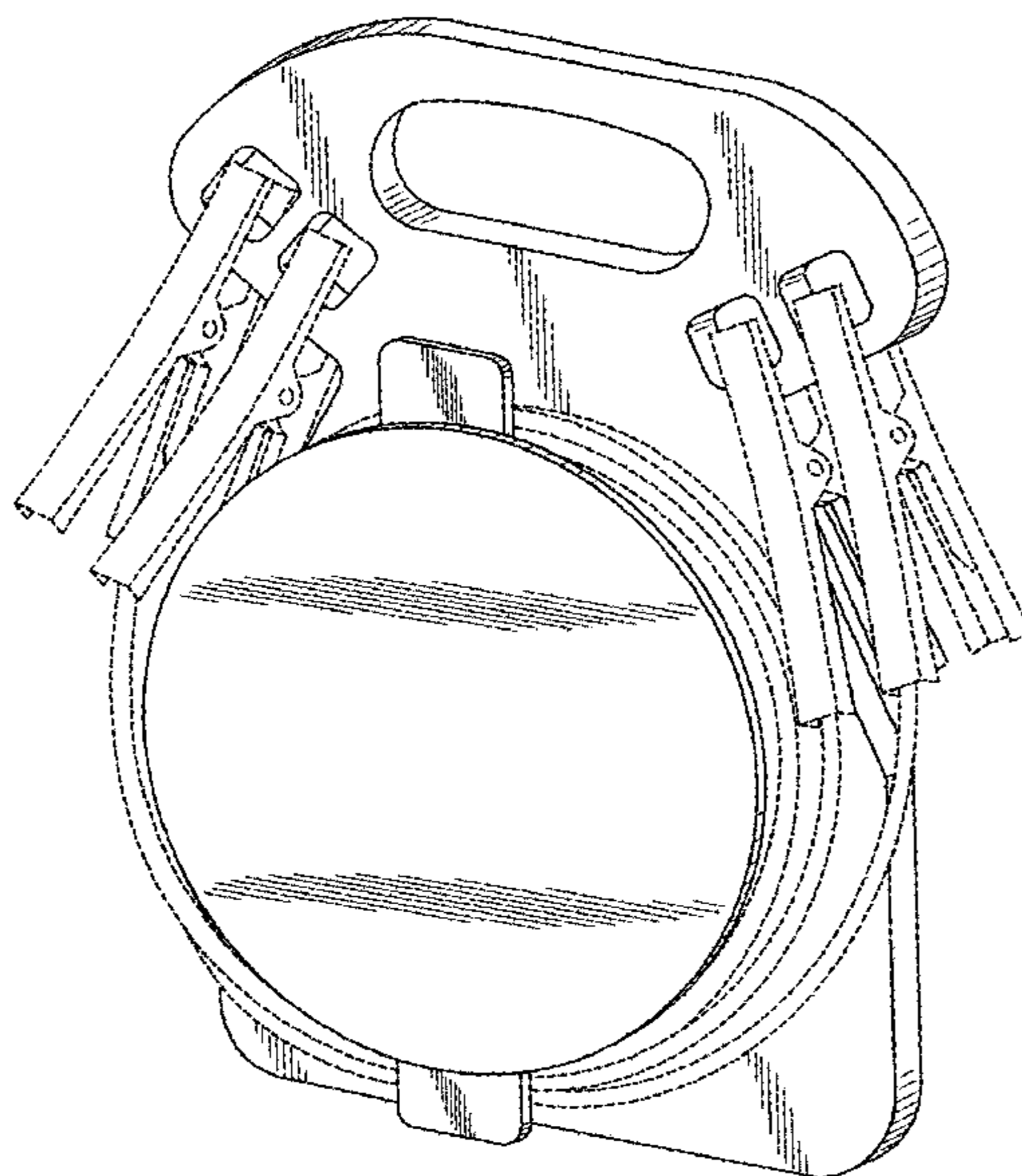
(57) **CLAIM**

The ornamental design for a device for storing and carrying vehicle battery jumper cables, as shown and described.

**DESCRIPTION**

FIG. 1 is a perspective view of a device for storing and carrying vehicle battery jumper cables.  
FIG. 2 is a front elevational view thereof.  
FIG. 3 is a rear elevational view thereof.  
FIG. 4 is a top view thereof.  
FIG. 5 is a bottom view thereof.  
FIG. 6 is a right side elevational view thereof; and,  
FIG. 7 is a left side elevational view thereof.  
The broken lines depict environment that forms no part of the claimed design.

**1 Claim, 5 Drawing Sheets**



(56)

References Cited

U.S. PATENT DOCUMENTS

7,004,319 B2 \* 2/2006 Knight ..... A47F 7/00  
 206/419  
 D530,665 S \* 10/2006 Krieger ..... D13/107  
 D629,671 S \* 12/2010 Ohori ..... D8/356  
 D635,510 S \* 4/2011 Inskeep ..... D13/107  
 D640,987 S \* 7/2011 Grubaugh ..... D13/155  
 D654,865 S \* 2/2012 DuMelle ..... D13/107  
 D684,116 S \* 6/2013 Inskeep ..... D13/107  
 D687,769 S \* 8/2013 Rodbro ..... D13/107  
 D697,866 S \* 1/2014 Inskeep ..... D13/107  
 D718,254 S \* 11/2014 Schaub ..... D13/155  
 D720,330 S \* 12/2014 Stevinson ..... D14/205  
 D720,718 S \* 1/2015 Stevinson ..... D14/205  
 D722,954 S \* 2/2015 James ..... D13/107  
 D728,879 S \* 5/2015 Baker ..... D32/35  
 D733,047 S \* 6/2015 Shin ..... D13/107  
 D742,308 S \* 11/2015 James ..... D13/107  
 D742,821 S \* 11/2015 James ..... D13/107  
 2005/0077411 A1 \* 4/2005 Burke ..... H01R 3/72  
 242/388.1  
 2005/0123164 A1 \* 6/2005 Yao ..... H04M 1/15  
 381/380  
 2005/0274840 A1 \* 12/2005 Davis ..... B65H 75/366  
 242/404.3  
 2006/0118377 A1 \* 6/2006 Lai ..... B65H 75/40  
 191/12.4  
 2013/0068869 A1 \* 3/2013 Blunt ..... H01R 13/60  
 242/176  
 2014/0014763 A1 \* 1/2014 Stanton ..... B65H 75/242  
 242/578.2

\* cited by examiner

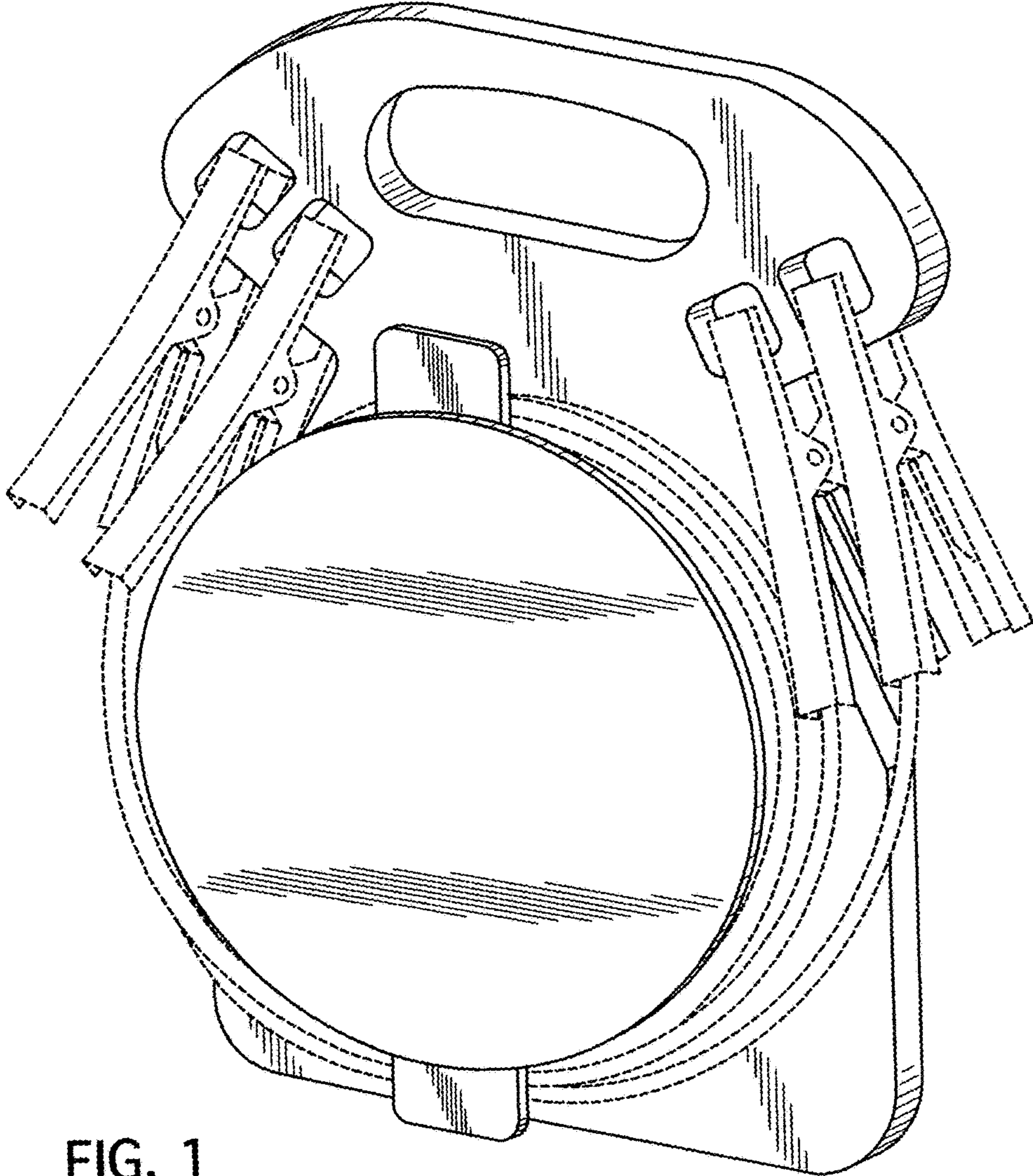


FIG. 1

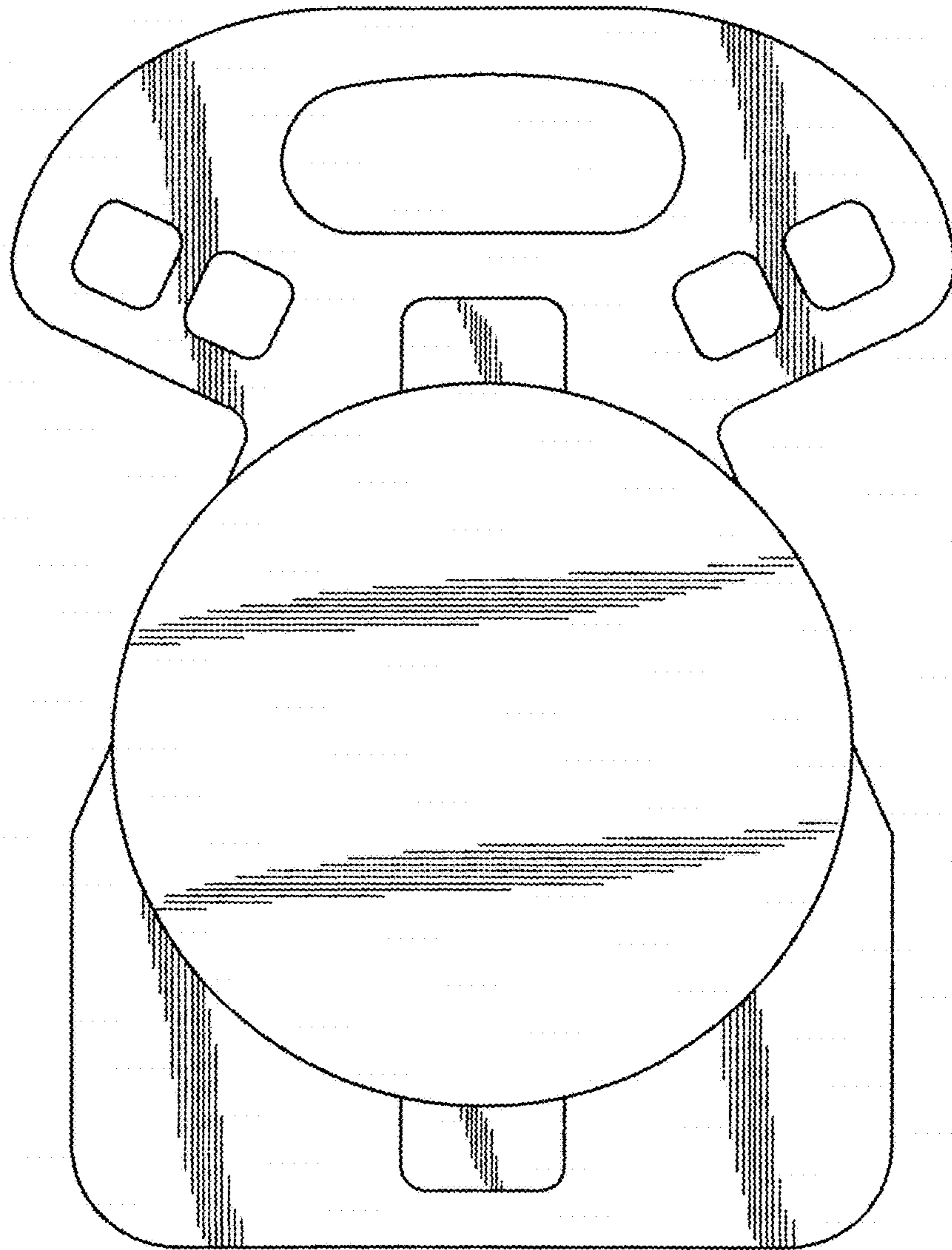


FIG. 2

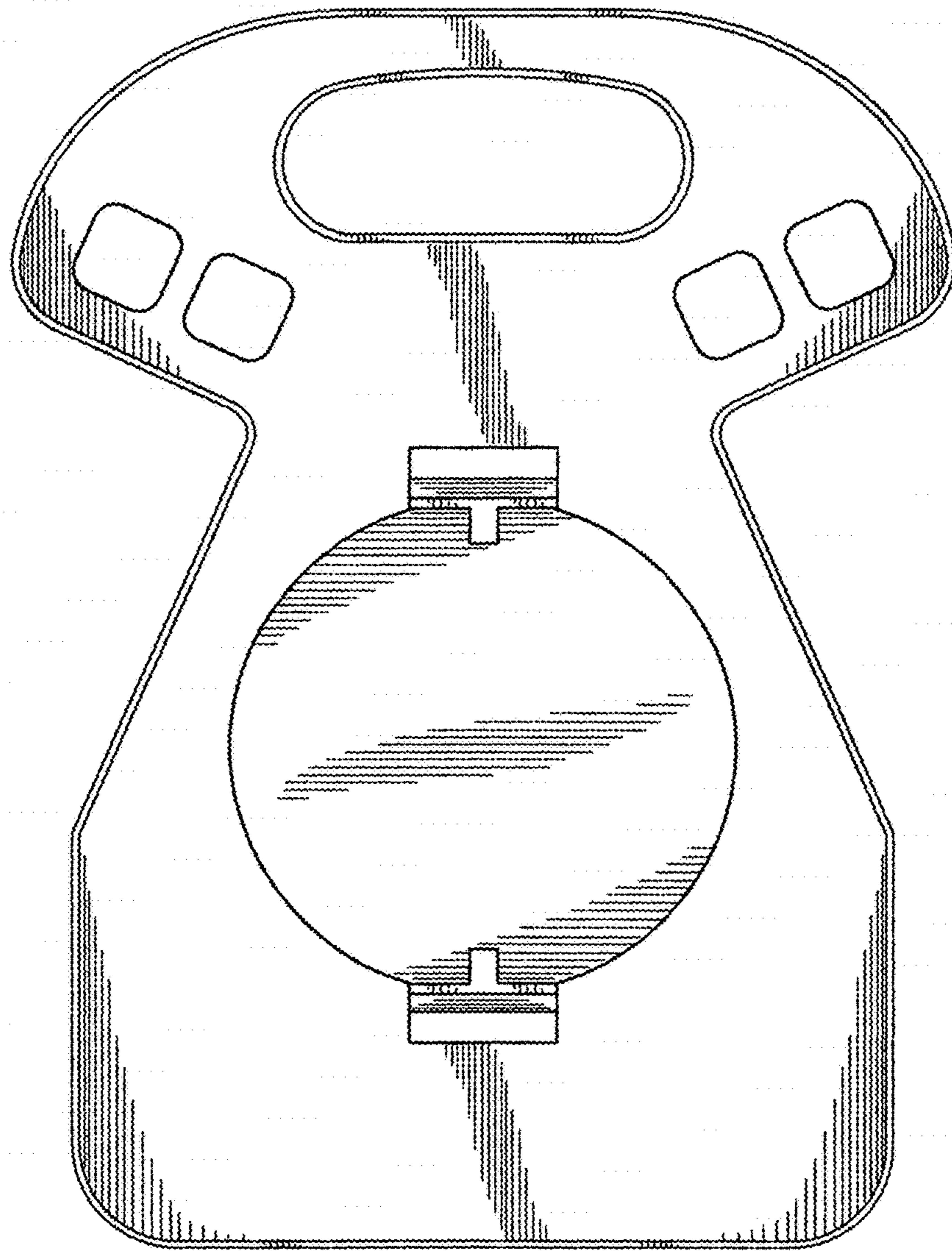


FIG. 3

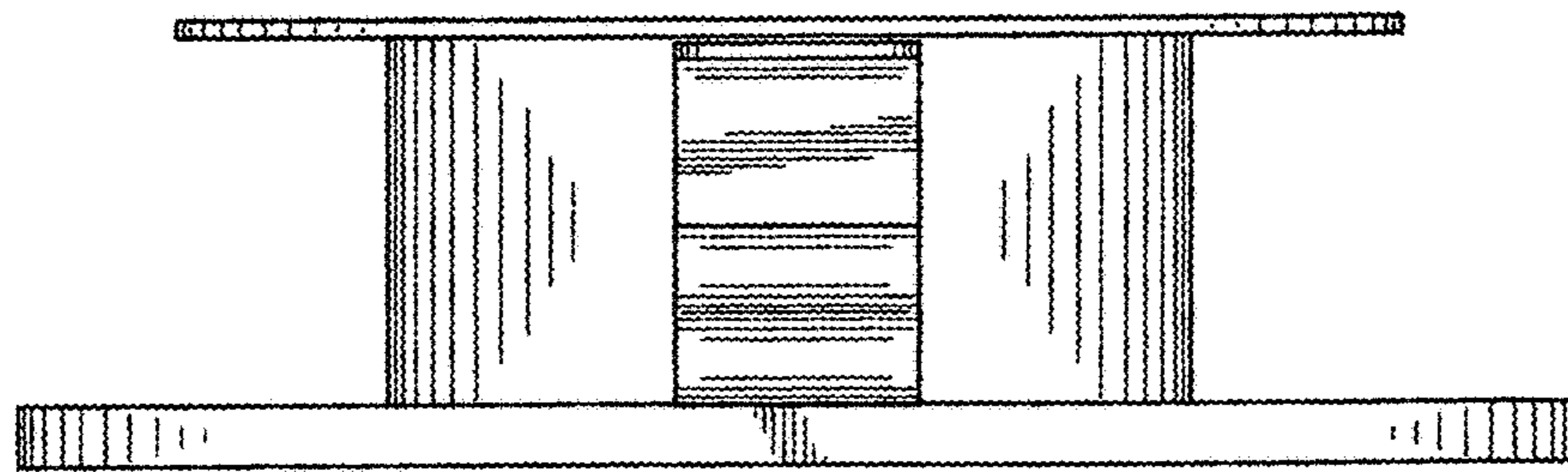


FIG. 4

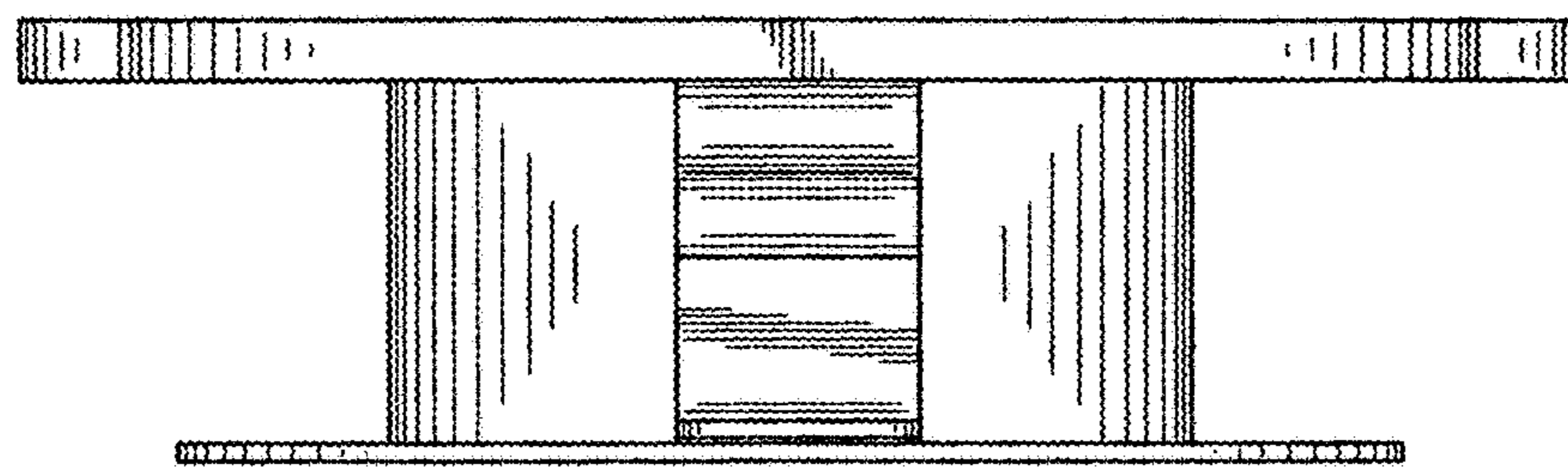


FIG. 5

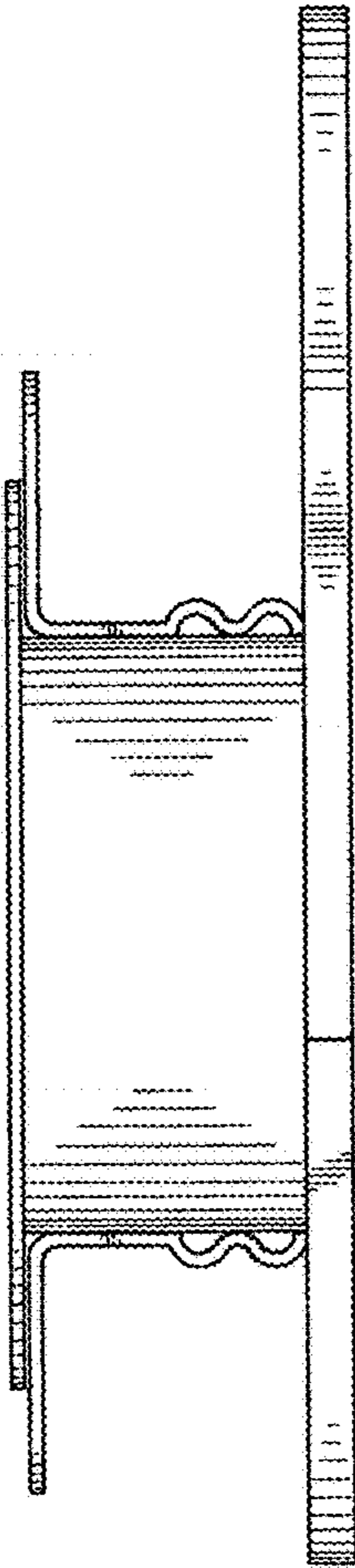


FIG. 6




FIG. 7