



US00D782181S

(12) **United States Design Patent**
Rastogi

(10) **Patent No.:** **US D782,181 S**

(45) **Date of Patent:** **** *Mar. 28, 2017**

- (54) **SINGLE POINTED KNITTING NEEDLE**
- (71) Applicant: **KNITPRO INTERNATIONAL**, Jaipur (RAJ) (IN)
- (72) Inventor: **Ashoke Kumar Rastogi**, Gautam Budh Nagar (IN)
- (73) Assignee: **KNITPRO INTERNATIONAL**, Jaipur(Raj) (IN)
- (*) Notice: This patent is subject to a terminal disclaimer.
- (**) Term: **15 Years**
- (21) Appl. No.: **29/534,969**
- (22) Filed: **Aug. 3, 2015**

Related U.S. Application Data

- (63) Continuation of application No. 29/473,944, filed on Nov. 27, 2013, now Pat. No. Des. 735,470.
- (51) **LOC (10) Cl.** **02-07**
- (52) **U.S. Cl.**
USPC **D3/28**
- (58) **Field of Classification Search**
USPC D15/66, 78; D3/18, 28
CPC D04B 3/02
See application file for complete search history.

(56) **References Cited**

U.S. PATENT DOCUMENTS

- 1,327,918 A * 1/1920 Kelsey D04B 3/00
250/465.1
- D54,688 S * 3/1920 Schoettel D15/78
- 1,960,133 A * 5/1934 Aivazian D04B 3/00
66/117
- D99,273 S * 4/1936 Ellis D15/78
- D125,868 S * 3/1941 Davis D15/78

- 2,258,925 A * 10/1941 Burg D04B 17/04
24/706
- 2,271,477 A * 1/1942 Davis D04B 3/02
264/162
- D133,543 S * 8/1942 Megarry D15/78
- 2,341,403 A * 2/1944 Williams E05B 17/106
250/465.1
- 2,378,544 A * 6/1945 Fosse D04B 3/00
24/710.4
- 2,443,540 A * 6/1948 Lewis D04B 17/04
66/117
- 2,444,102 A * 6/1948 Kendig et al. D04B 17/04
66/117
- D154,971 S * 8/1949 Williamson D15/78
- 2,486,184 A * 10/1949 Maker et al. D04B 17/04
66/117
- D157,818 S * 3/1950 Williamson D15/78
- D157,819 S * 3/1950 Williamson D15/78
- D157,820 S * 3/1950 Williamson D15/78

(Continued)

Primary Examiner — Mitchell Siegel

(74) *Attorney, Agent, or Firm* — Gottlieb, Rackman & Reisman P.C.

(57) **CLAIM**

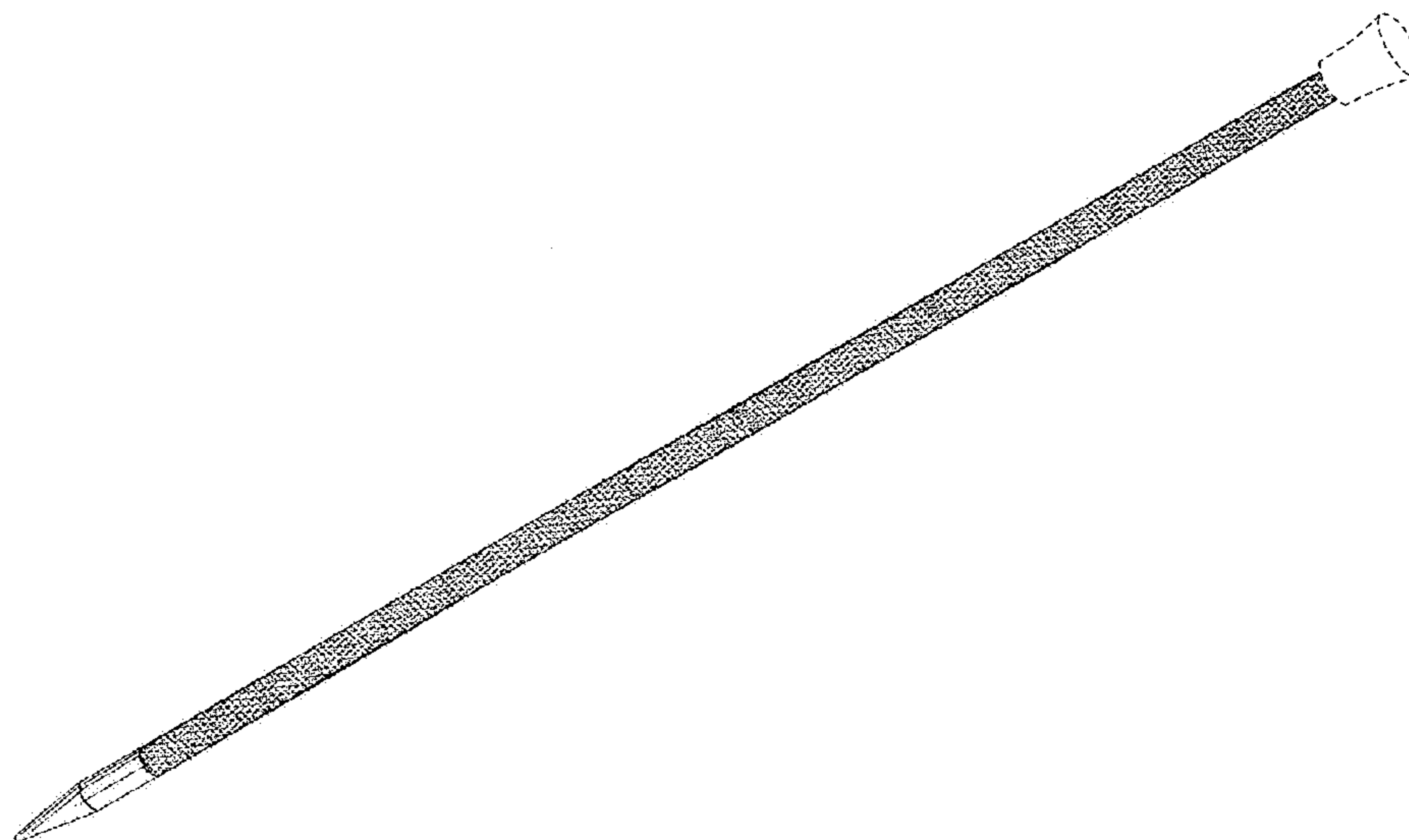
The ornamental design for a single pointed knitting needle, as shown and described.

DESCRIPTION

FIG. 1 is a perspective view of the single pointed knitting needle showing my new design;
FIG. 2 is a top plan view thereof;
FIG. 3 is an enlarged front view thereof;
FIG. 4 is an enlarged rear view thereof; and,
FIG. 5 is an enlarged cross sectional view taken on line 5-5 of FIG. 2.

The broken lines in FIGS. 1-5 are for the purposes of illustrating environment only and form no part of the claimed design.

1 Claim, 3 Drawing Sheets



(56)

References Cited

U.S. PATENT DOCUMENTS

D157,821	S *	3/1950	Williamson	D15/78
2,538,635	A *	1/1951	Wahle	D04B 3/02
					66/117
2,730,881	A *	1/1956	Sorn	D04B 3/00
					66/117
4,280,641	A *	7/1981	Eacret	A41H 31/00
					223/1
D269,734	S *	7/1983	Okada	D3/28
D271,062	S *	10/1983	Okada	D3/28
D298,698	S *	11/1988	Okada	D3/28
D313,499	S *	1/1991	Pollock	D3/28
D526,477	S *	8/2006	Jost	D3/28
D545,562	S *	7/2007	Feller	D3/28
D571,098	S *	6/2008	Jones	D3/28
7,574,876	B2 *	8/2009	Goldschmidt	D04B 3/02
					66/1 A
7,578,147	B2 *	8/2009	Feldman-Abovitz	D04B 3/02
					66/1 A
D599,542	S *	9/2009	Hoffman	D3/28
D604,500	S *	11/2009	Buday	D3/28
D615,747	S *	5/2010	Lindahl	D3/28
D617,985	S *	6/2010	Hoffman	D3/28
D654,683	S *	2/2012	Hoffman	D3/28
D679,540	S *	4/2013	Eaton	D7/213
8,479,541	B1 *	7/2013	Baily	D04B 3/02
					66/117
D735,470	S *	8/2015	Rastogi	D3/28
D735,776	S *	8/2015	Rastogi	D15/66
D739,136	S *	9/2015	Rastogi	D3/28

* cited by examiner

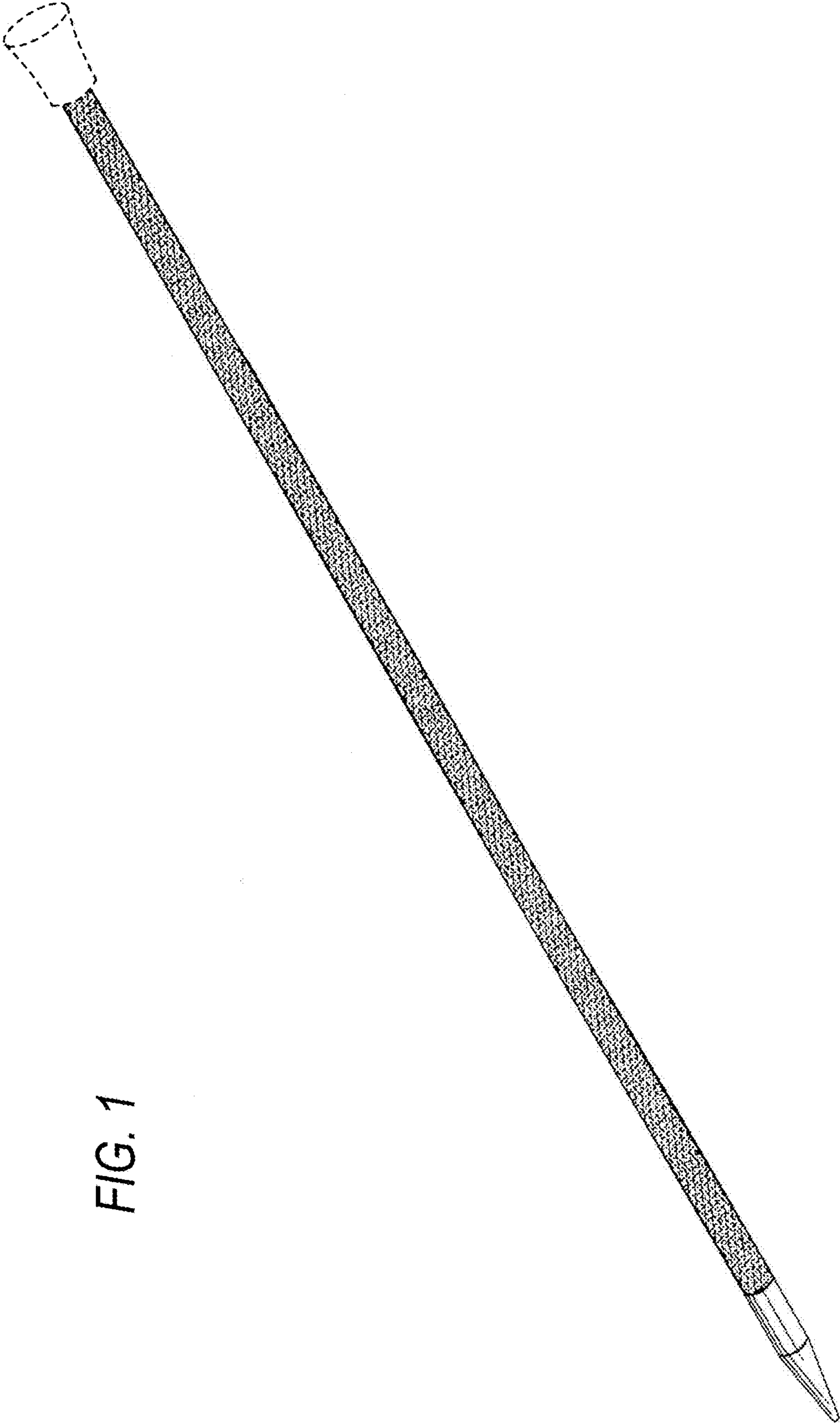


FIG. 1

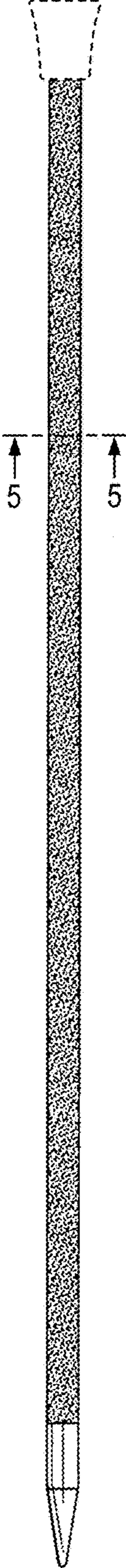


FIG. 2

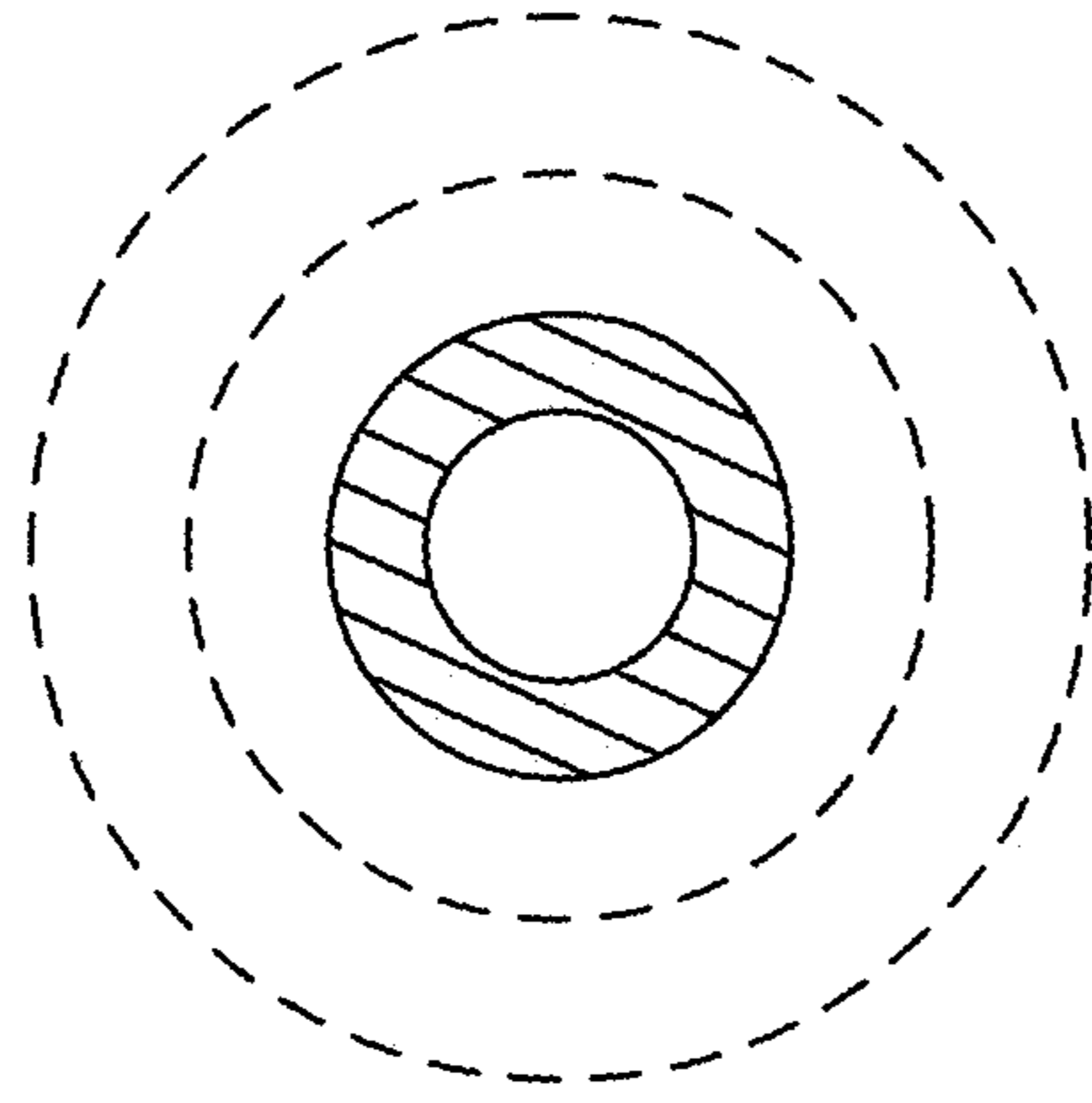


FIG. 3

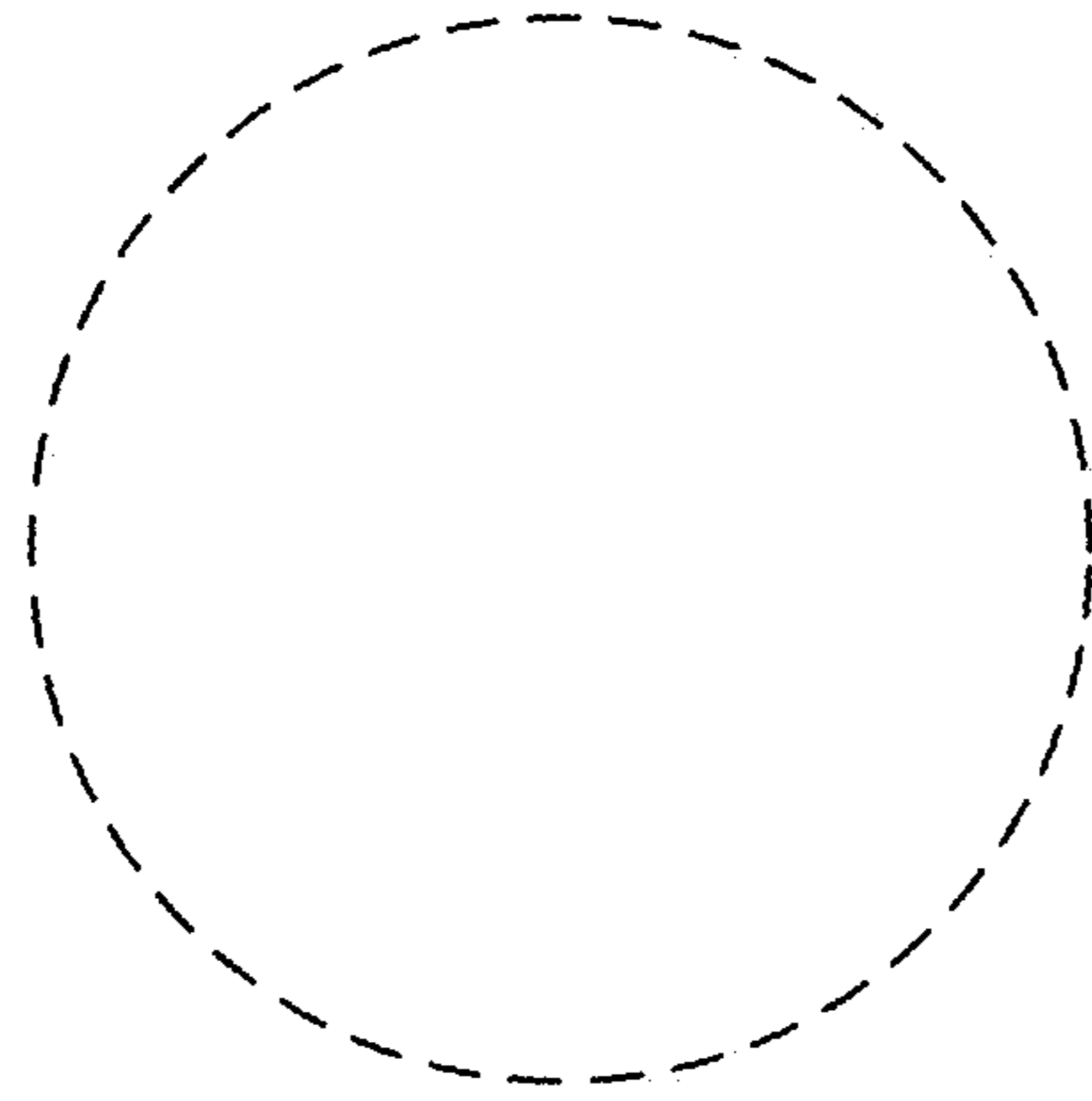


FIG. 4

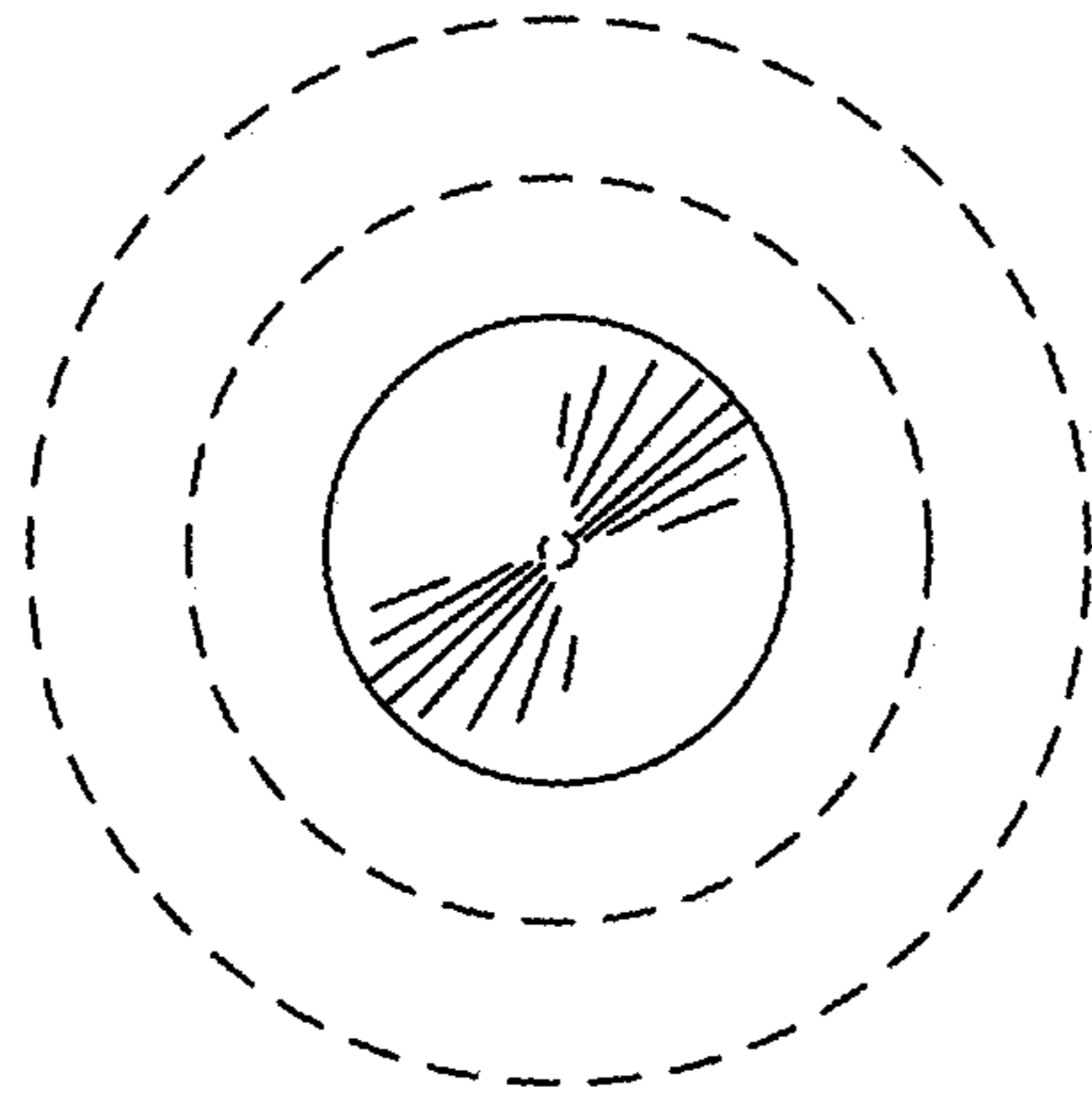


FIG. 5