



US00D782177S

(12) **United States Design Patent**  
**Lee**

(10) **Patent No.:** **US D782,177 S**  
(45) **Date of Patent:** **\*\* Mar. 28, 2017**

(54) **SHOE UPPER**

(71) Applicant: **NIKE, Inc.**, Beaverton, OR (US)

(72) Inventor: **Jeongwoo Lee**, Portland, OR (US)

(73) Assignee: **NIKE, Inc.**, Beaverton, OR (US)

(\*\*) Term: **15 Years**

(21) Appl. No.: **29/536,507**

(22) Filed: **Aug. 17, 2015**

(51) **LOC (10) Cl.** ..... **02-99**

(52) **U.S. Cl.**  
USPC ..... **D2/972**

(58) **Field of Classification Search**  
USPC ..... D2/902, 906-908, 944, 946, 964, 969,  
D2/972-974

CPC ... A43B 13/181; A43B 13/141; A43B 13/186;  
A43B 13/188; A43B 23/00; A43B 23/02;  
A43B 5/00; A43B 23/26; A43B 1/04;  
A43B 11/14; A43B 7/00; A43C 1/00;  
A43C 11/00

See application file for complete search history.

(56) **References Cited**

**U.S. PATENT DOCUMENTS**

D128,617 S	*	8/1941	Brady	.....	D2/972
D243,976 S	*	4/1977	Dassler	.....	D2/906
D333,378 S	*	2/1993	Close	.....	D2/972
D383,300 S	*	9/1997	Teague	.....	D2/964
D410,691 S	*	6/1999	Boyer	.....	D2/902
D441,181 S	*	5/2001	Morgan	.....	D2/972
D466,276 S	*	12/2002	Tomczak	.....	A43B 5/025
					D2/964
D508,767 S	*	8/2005	Hatfield	.....	D2/972
D511,886 S	*	11/2005	Galway	.....	D2/974

D514,293 S	*	2/2006	Feeney	.....	D2/906
D514,297 S	*	2/2006	Matis	.....	D2/969
D515,287 S	*	2/2006	Ardissono	.....	D2/907
D517,302 S	*	3/2006	Ardissono	.....	D2/907
D519,725 S	*	5/2006	Heller	.....	D2/969
D519,726 S	*	5/2006	Duclos	.....	D2/972
D533,339 S	*	12/2006	Edwards	.....	D2/972
D546,543 S	*	7/2007	DiTullo, Jr.	.....	D2/972
D575,488 S	*	8/2008	Covatch	.....	D2/946
D636,569 S	*	4/2011	McMillan	.....	D2/946
D740,012 S	*	10/2015	O'Connor	.....	D2/972
D746,035 S	*	12/2015	Bell	.....	D2/972
D752,850 S	*	4/2016	Mahoney	.....	D2/969
D765,380 S	*	9/2016	Petrie	.....	D2/972

\* cited by examiner

*Primary Examiner* — Dominic Simone

(74) *Attorney, Agent, or Firm* — Banner & Witcoff, Ltd.

(57) **CLAIM**

The ornamental design for a shoe upper, as shown and described.

**DESCRIPTION**

FIG. 1 is a rear perspective view of a shoe upper showing my new design;

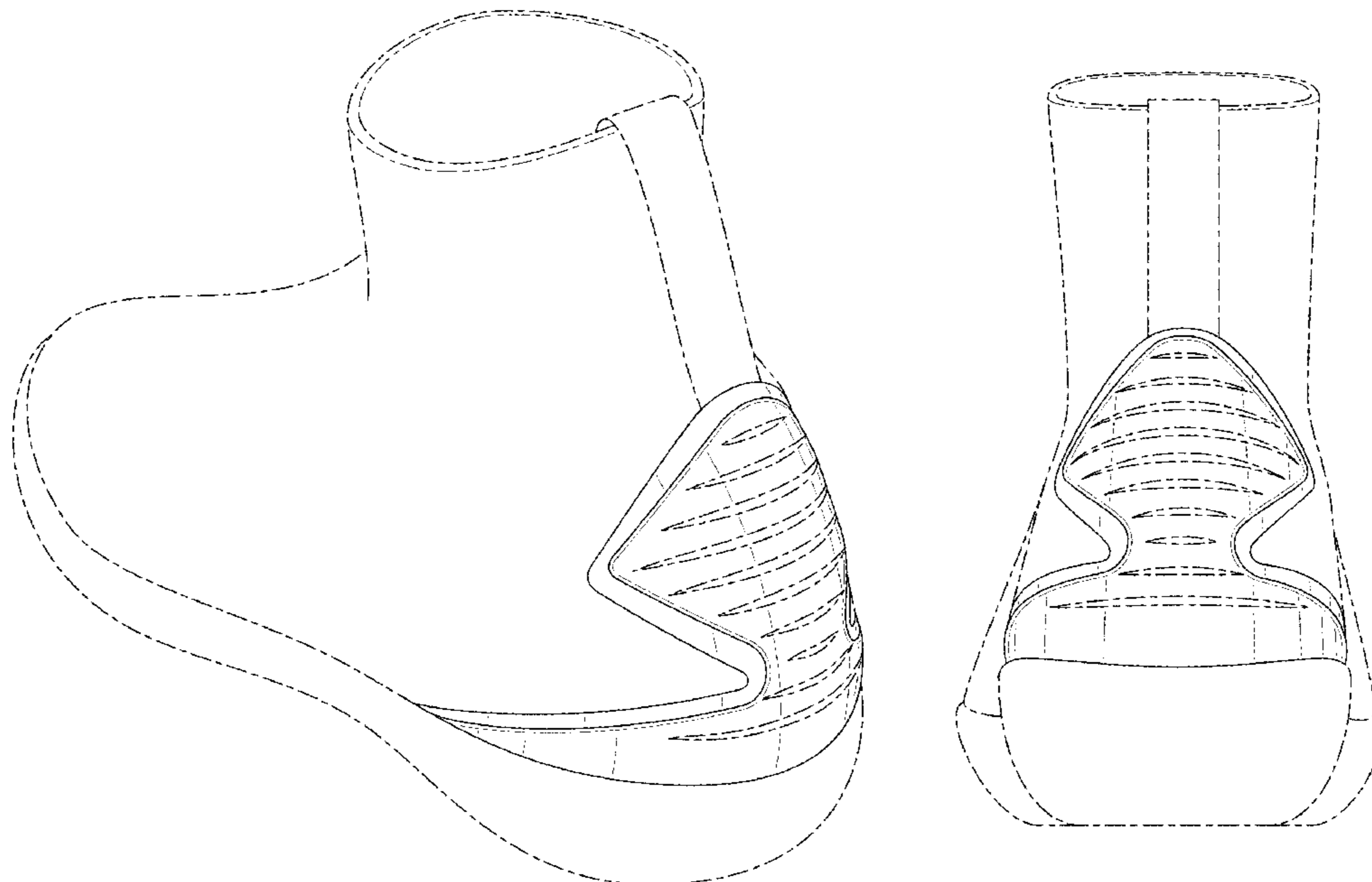
FIG. 2 is a rear view thereof;

FIG. 3 is a side view thereof; and,

FIG. 4 is an opposite side view thereof.

The broken lines immediately adjacent to the shaded area represent unclaimed boundaries of the design. The ten unshaded regions within the shaded area that are demarcated by broken lines form no part of the claimed design. The broken lines showing the remainder of the shoe are for environmental purposes only and form no part of the claimed design.

**1 Claim, 4 Drawing Sheets**



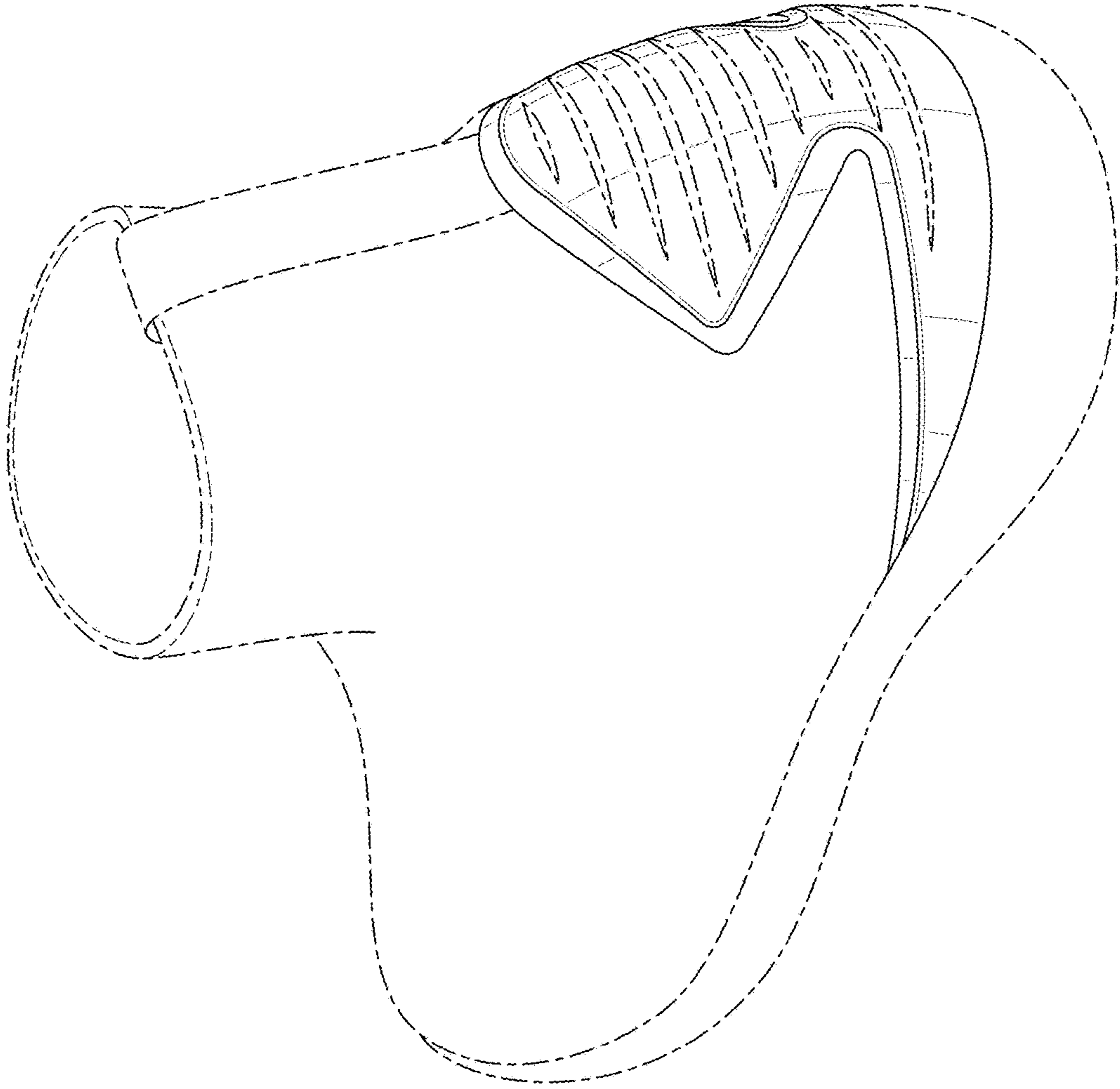


FIG. 1

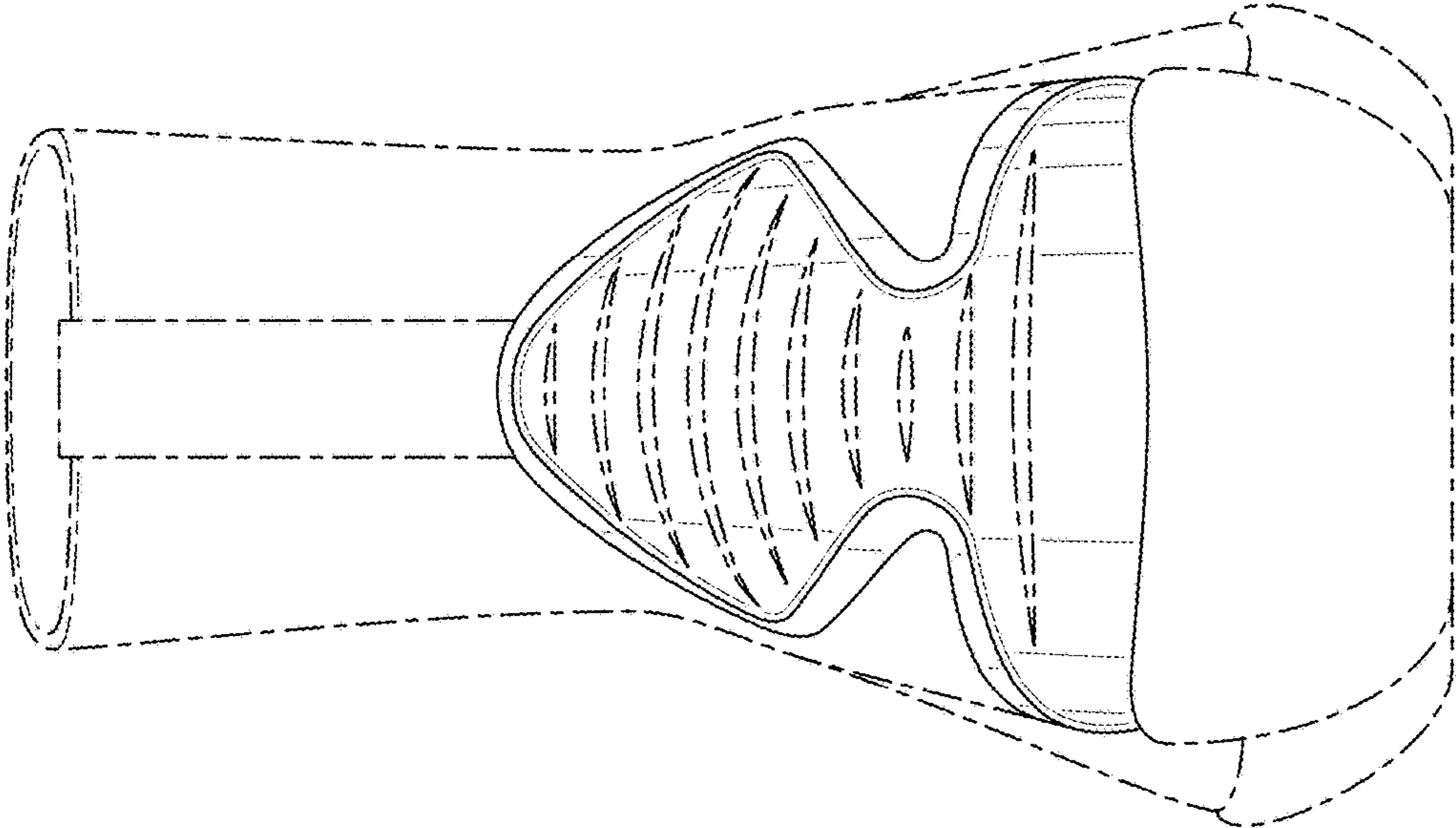


FIG. 2



FIG. 3



FIG. 4