



US00D782165S

(12) **United States Design Patent**  
**Slimane**

(10) **Patent No.:** **US D782,165 S**  
(45) **Date of Patent:** **\*\* Mar. 28, 2017**

(54) **SHOE**  
(71) Applicant: **YVES SAINT LAURENT**, Paris (FR)  
(72) Inventor: **Hedi Slimane**, City of West Hollywood, CA (US)  
(73) Assignee: **YVES SAINT LAURENT**, Paris (FR)  
(\*\*) Term: **15 Years**  
(21) Appl. No.: **29/555,841**  
(22) Filed: **Feb. 25, 2016**  
(51) **LOC (10) Cl.** ..... **02-04**  
(52) **U.S. Cl.**  
USPC ..... **D2/902; D2/944; D2/945**  
(58) **Field of Classification Search**  
USPC ..... D2/896, 902, 905, 906, 909, 910, 911,  
D2/912, 943, 944, 945, 946, 947, 970,  
D2/977  
CPC .... A43B 1/00; A43B 3/00; A43B 5/00; A43B  
5/001; A43B 5/002; A43B 5/003; A43B  
5/005; A43B 5/006; A43B 5/007; A43B  
5/008; A43B 5/02; A43B 5/025; A43B  
5/06; A43B 5/08; A43B 5/10; A43B 5/14;  
A43B 5/145  
See application file for complete search history.

(56) **References Cited**  
U.S. PATENT DOCUMENTS  
3,613,273 A \* 10/1971 Marquis ..... A43B 5/00  
36/113  
4,577,419 A \* 3/1986 Chassaing ..... A43B 5/00  
36/114  
4,621,648 A \* 11/1986 Ivany ..... A43B 5/00  
36/89  
4,676,011 A \* 6/1987 O'Rourke ..... A43B 5/00  
36/114

4,766,681 A \* 8/1988 O'Rourke ..... A43B 7/20  
36/114  
5,109,613 A \* 5/1992 Van Dyke ..... A43B 7/20  
36/114  
D329,323 S \* 9/1992 Rogers ..... D2/912  
5,253,435 A \* 10/1993 Auger ..... A43B 5/00  
36/114  
5,269,078 A \* 12/1993 Cochrane ..... A43B 5/00  
36/170  
D343,721 S \* 2/1994 Van Dyke ..... D2/912  
D392,444 S \* 3/1998 Egelja ..... D2/910  
D611,230 S \* 3/2010 Choi ..... D2/902  
D623,834 S \* 9/2010 Parisotto ..... D2/912  
D634,918 S \* 3/2011 Katz ..... D2/902  
D635,748 S \* 4/2011 Katz ..... D2/902  
D647,288 S \* 10/2011 Carpenter ..... D2/912

(Continued)

*Primary Examiner* — Elizabeth J Oswecki  
(74) *Attorney, Agent, or Firm* — Donald J. Ranft; Collen IP

(57) **CLAIM**  
The ornamental design for a shoe, as shown and described.

**DESCRIPTION**

FIG. 1 is a top front right perspective view of a shoe showing my new design;  
FIG. 2 is a top rear left perspective view thereof;  
FIG. 3 is a bottom front left perspective view thereof;  
FIG. 4 is a bottom rear right perspective view thereof;  
FIG. 5 is a top view thereof;  
FIG. 6 is a bottom view thereof;  
FIG. 7 is a left side view thereof;  
FIG. 8 is a right side view thereof;  
FIG. 9 is a front view thereof; and,  
FIG. 10 is a rear view thereof.  
The portions of the shoe shown in broken lines represent thread stitching.

**1 Claim, 10 Drawing Sheets**



(56)

**References Cited**

U.S. PATENT DOCUMENTS

D662,695	S	*	7/2012	McVicker	.....	D2/902
D670,479	S	*	11/2012	Maier	.....	D2/902
D701,680	S	*	4/2014	Della Valle	.....	D2/902
D702,024	S	*	4/2014	Della Valle	.....	D2/902
D709,676	S	*	7/2014	Iachini	.....	D2/902
D719,725	S	*	12/2014	Katz	.....	D2/902
D729,504	S	*	5/2015	Reuben	.....	D2/912
D759,948	S	*	6/2016	Sassi	.....	D2/902

\* cited by examiner



FIG. 1



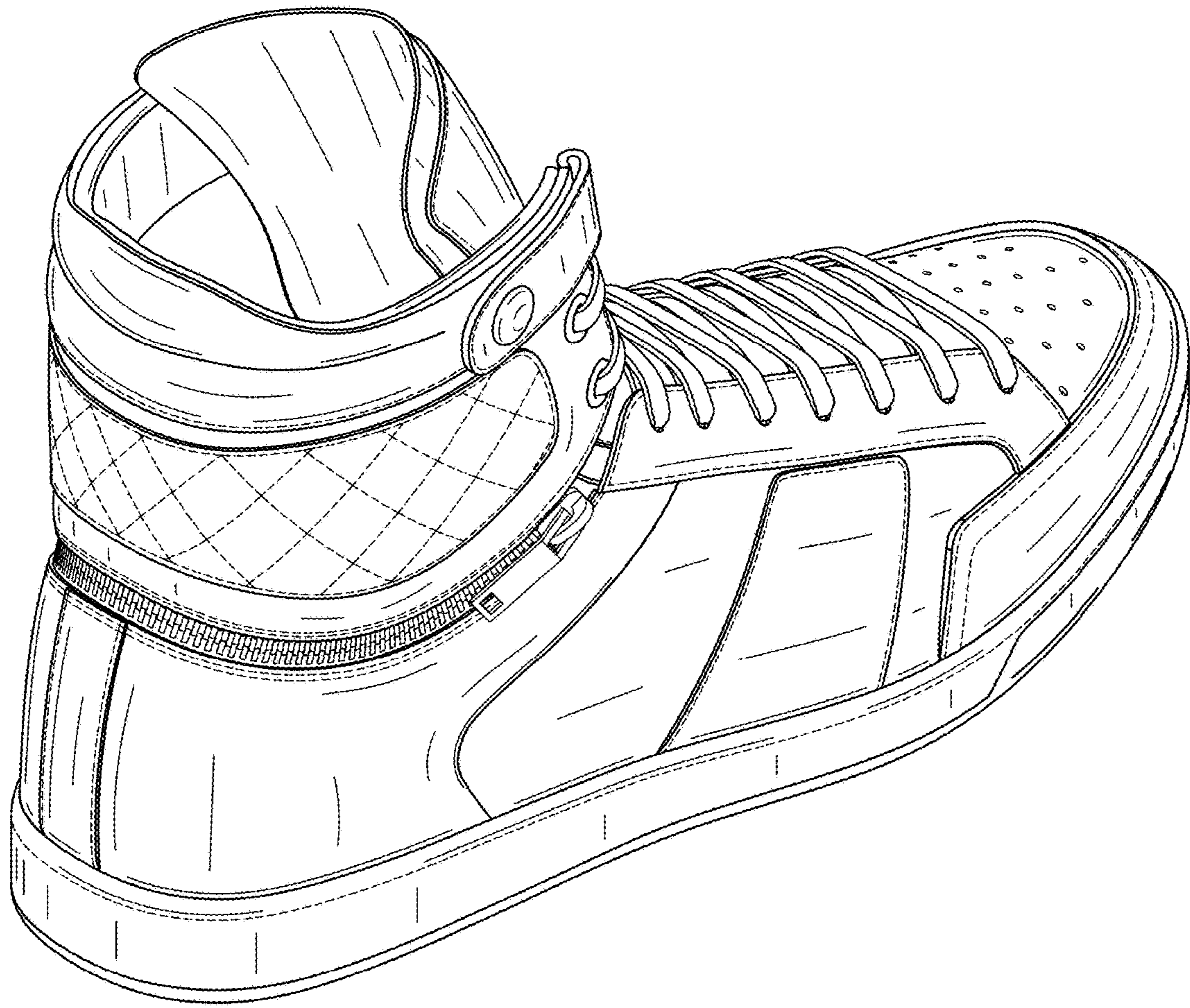


FIG. 2




FIG. 3




FIG. 4



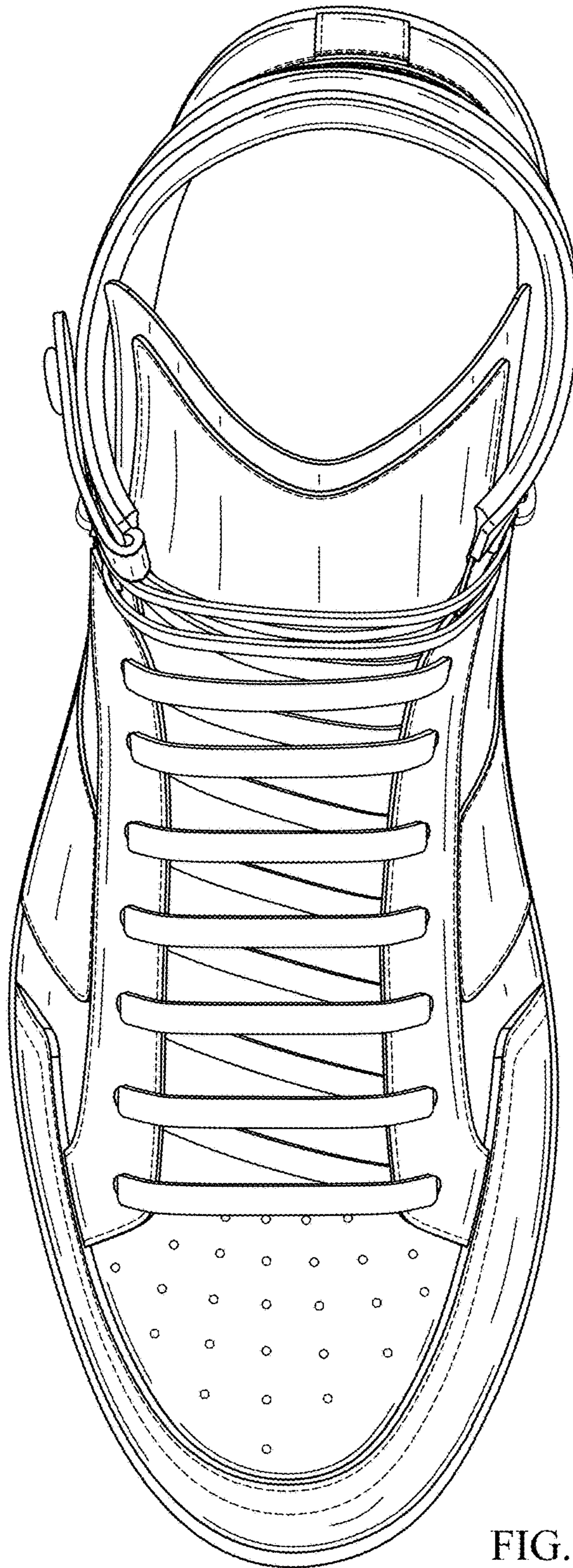


FIG. 5




FIG. 6



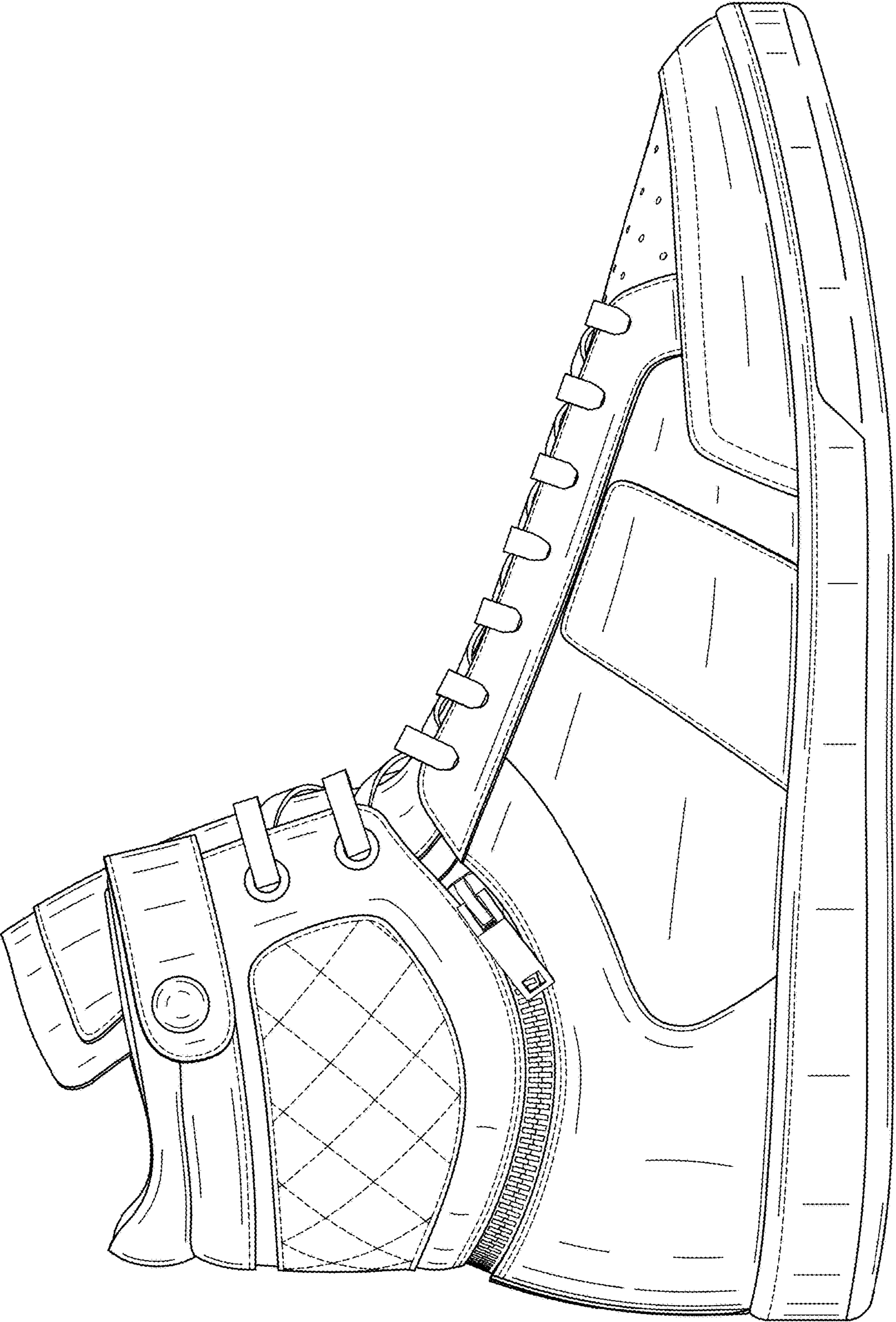


FIG. 7

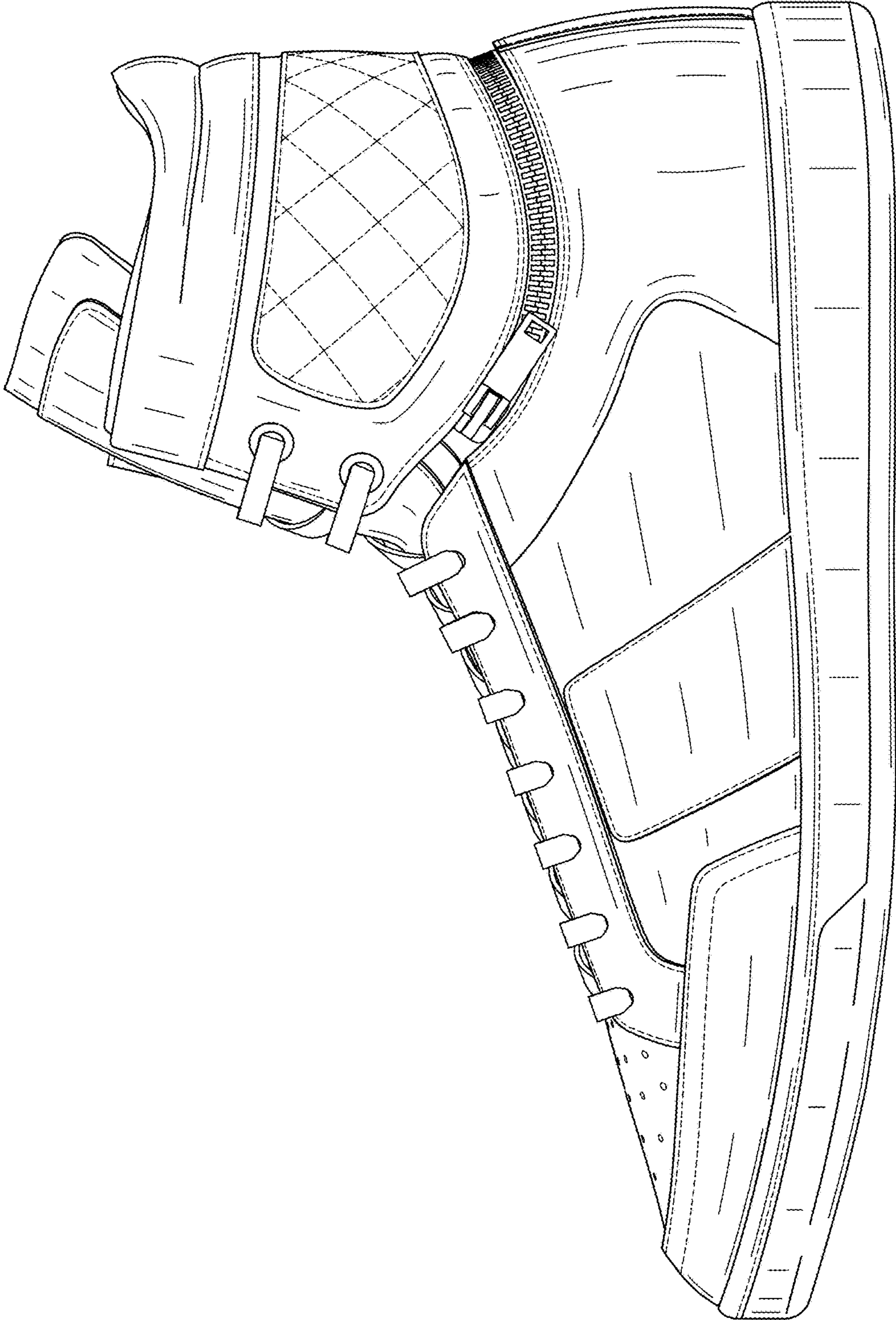


FIG. 8

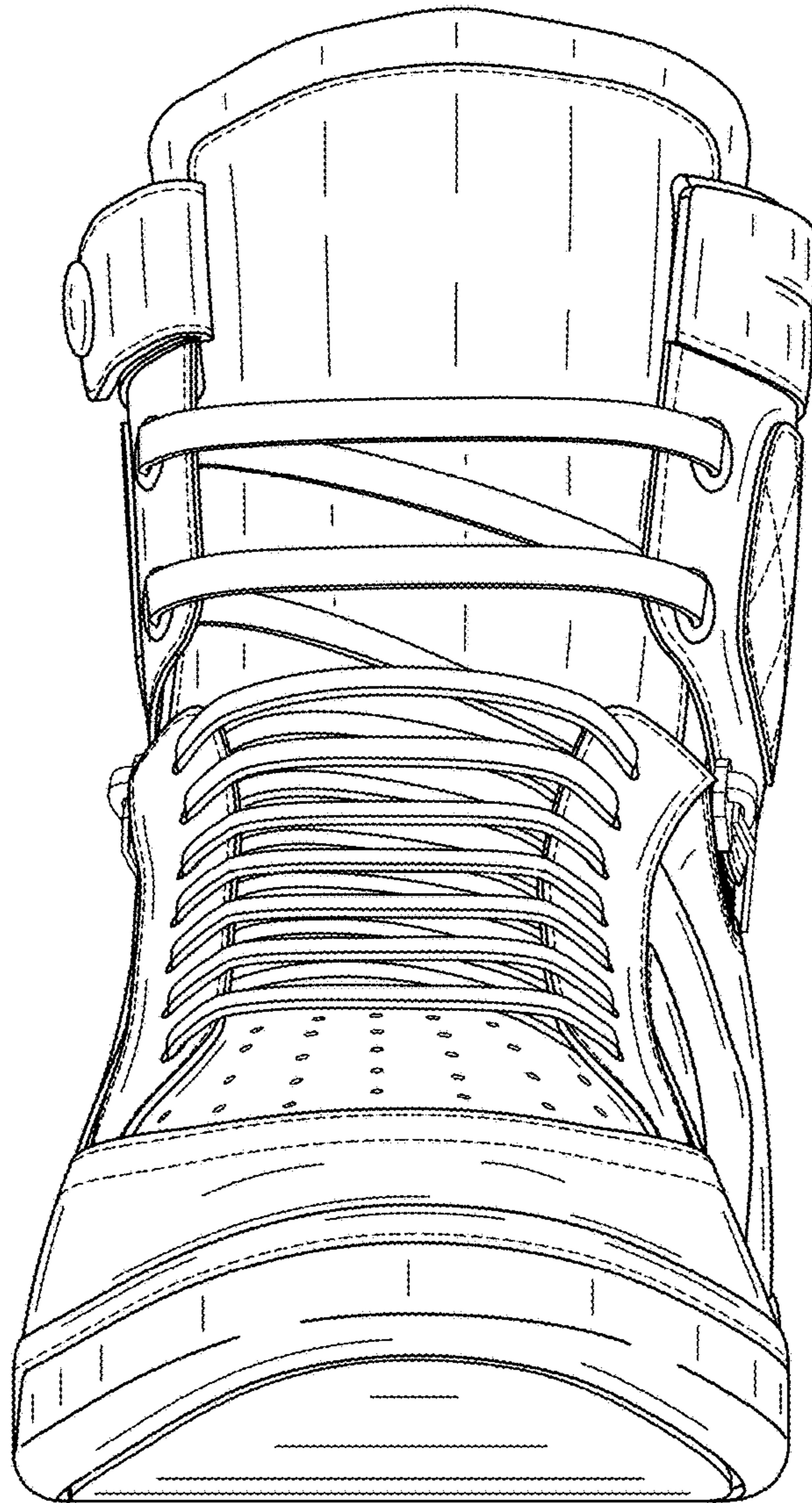


FIG. 9



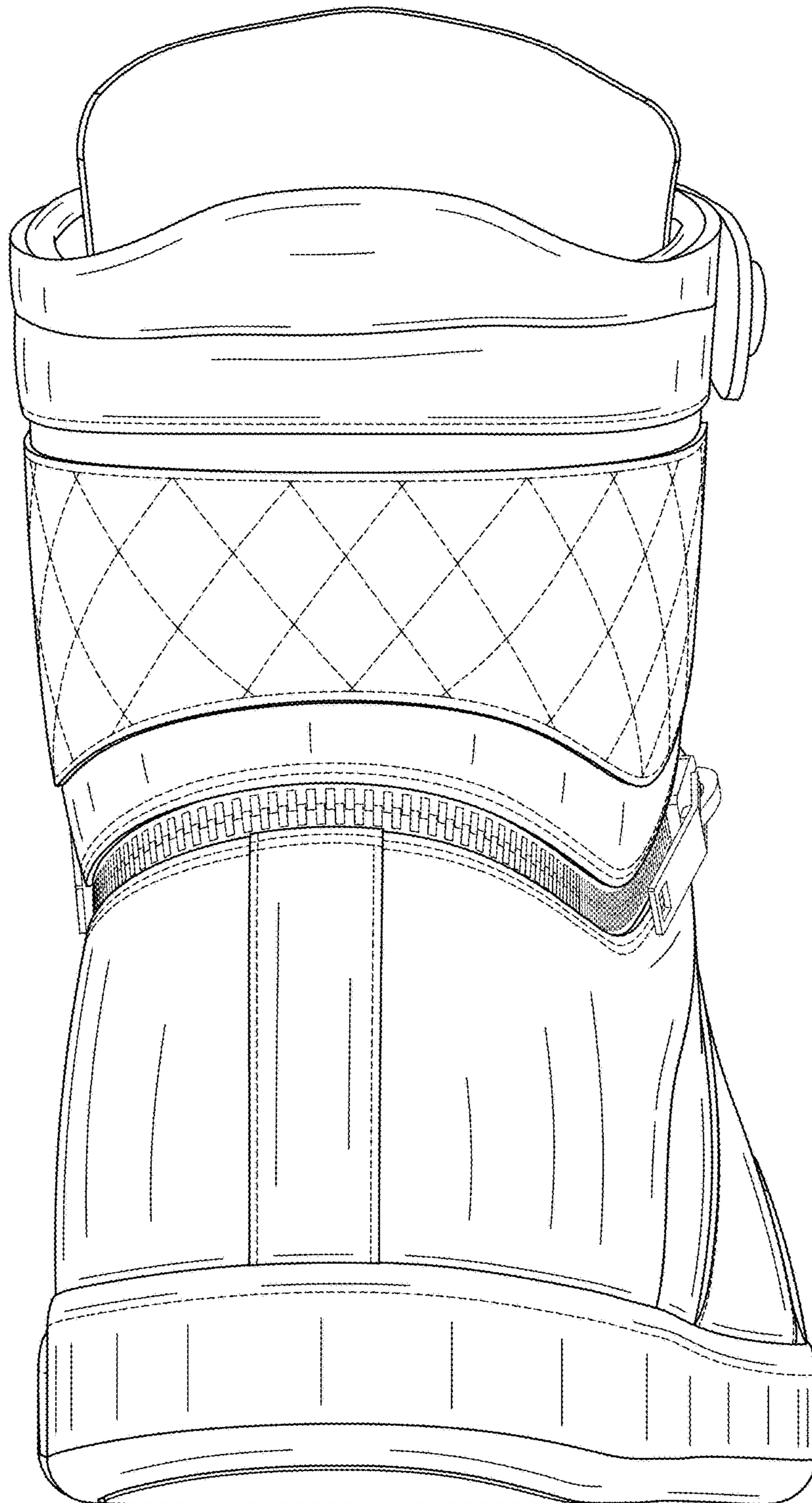


FIG. 10