



US00D782156S

(12) **United States Design Patent** (10) **Patent No.:** **US D782,156 S**  
**Shoemaker** (45) **Date of Patent:** **\*\* Mar. 28, 2017**

(54) **UNDERWEAR GARMENT**

(56) **References Cited**

(71) Applicant: **Susanne Leary Shoemaker**, New Rochelle, NY (US)

U.S. PATENT DOCUMENTS

(72) Inventor: **Susanne Leary Shoemaker**, New Rochelle, NY (US)

D483,549 S *	12/2003	Caldwell .....	D2/712
D510,791 S *	10/2005	Nathan-Kohan .....	D2/712
D528,265 S *	9/2006	Inman .....	D2/712
D711,070 S *	8/2014	Lecigne .....	D2/712
D716,525 S *	11/2014	Astin .....	D2/712
D735,444 S *	8/2015	Harris .....	D2/712
D761,519 S *	7/2016	Astin .....	D2/712
D761,520 S *	7/2016	Klein .....	D2/712
2006/0137079 A1 *	6/2006	Goodrich .....	A61F 13/84 2/400
2013/0014311 A1 *	1/2013	Chapuis .....	A41D 1/08 2/69
2014/0196196 A1 *	7/2014	Lee .....	A41B 9/14 2/400

(\*\*) Term: **15 Years**

(21) Appl. No.: **29/567,253**

(22) Filed: **Jun. 7, 2016**

**Related U.S. Application Data**

(60) Division of application No. 13/837,529, filed on Mar. 15, 2013, which is a continuation of application No. 29/444,838, filed on Feb. 4, 2013, now abandoned, which is a continuation of application No. 29/413,035, filed on Feb. 9, 2012, now Pat. No. Des. 677,447.

\* cited by examiner

*Primary Examiner* — Manpreet Matharu  
*Assistant Examiner* — Suzanne Tisdell  
(74) *Attorney, Agent, or Firm* — Andrews Kurth Kenyon LLP

(51) **LOC (10) Cl.** ..... **02-01**

(57) **CLAIM**

The ornamental design for an underwear garment, as shown and described.

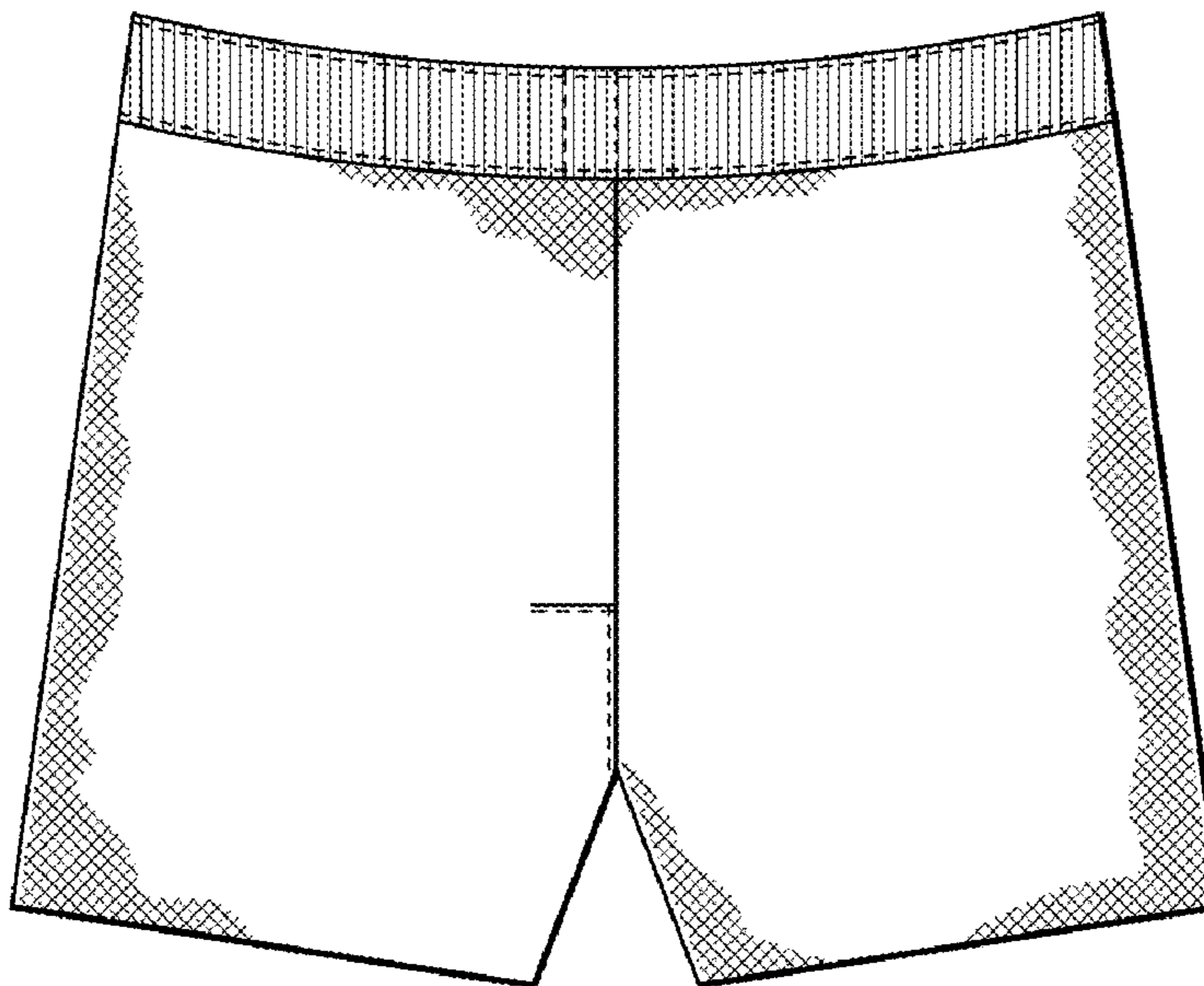
(52) **U.S. Cl.**  
USPC ..... **D2/712**

**DESCRIPTION**

(58) **Field of Classification Search**  
USPC . 2/46, 53, 54, 67, 73, 78.1, 78.2, 78.3, 227, 2/228, 235, 236, 237, 238, 272, 400, 401, 2/402, 403, 404, 406, 407, 408; 450/100, 450/101, 102, 103, 104; 602/67; 604/345, 359, 387; D2/712, 713, 714, D2/715, 716, 731, 736, 737, 739, 742, D2/860, 863, 864  
CPC ..... A41B 9/001; A41B 9/02; A41B 9/008  
See application file for complete search history.

FIG. 1 is a front elevation view;  
FIG. 2 is a side elevation view thereof;  
FIG. 3 is a back elevation view thereof;  
FIG. 4 is an open inside elevation view thereof wherein the front panel and flaps are disengaged; and,  
FIG. 5 is a partially closed inside elevation view thereof wherein the flaps are engaged.  
The broken lines indicate potential locations for stitching and form no part of the claimed design.

**1 Claim, 3 Drawing Sheets**



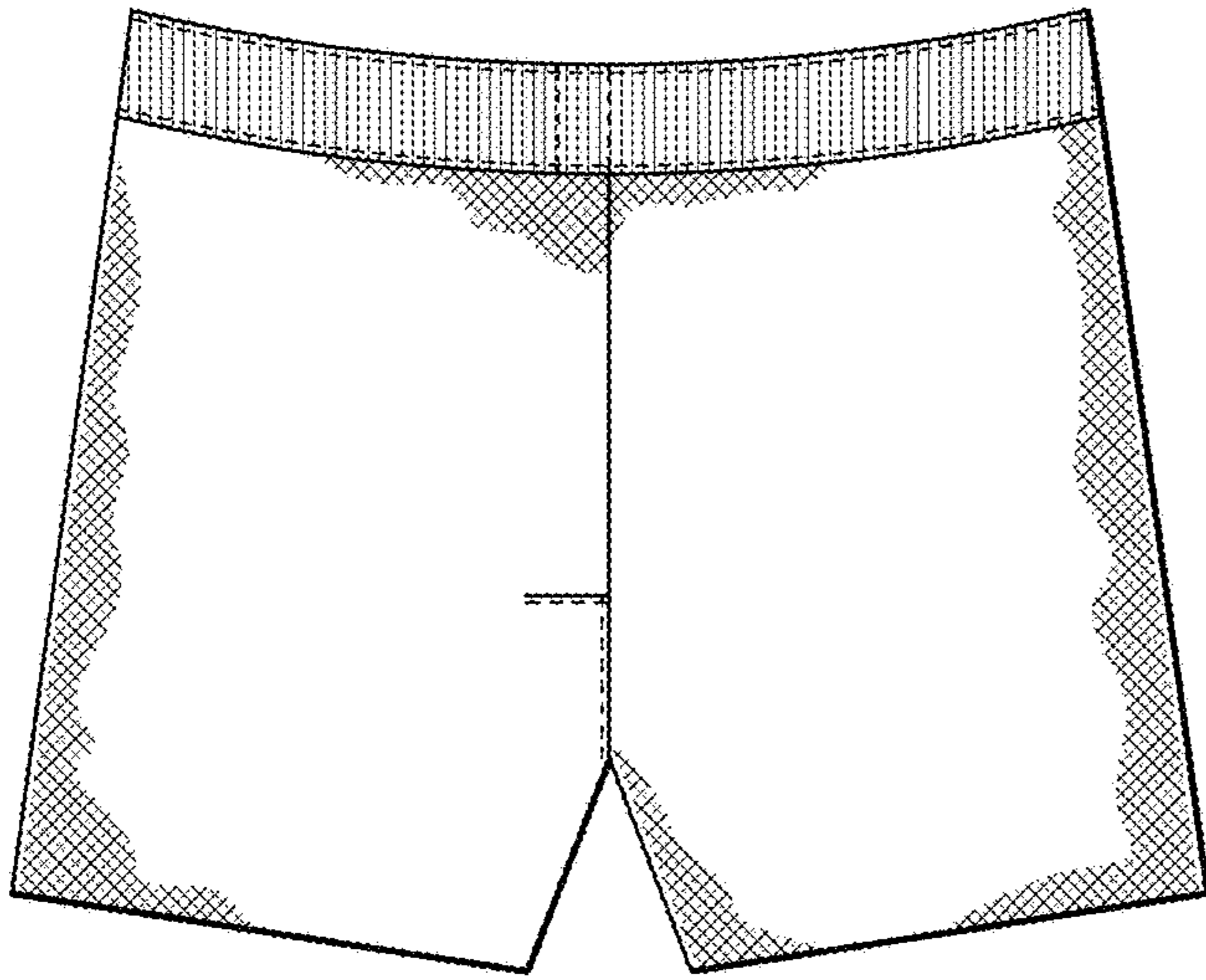


FIG. 1

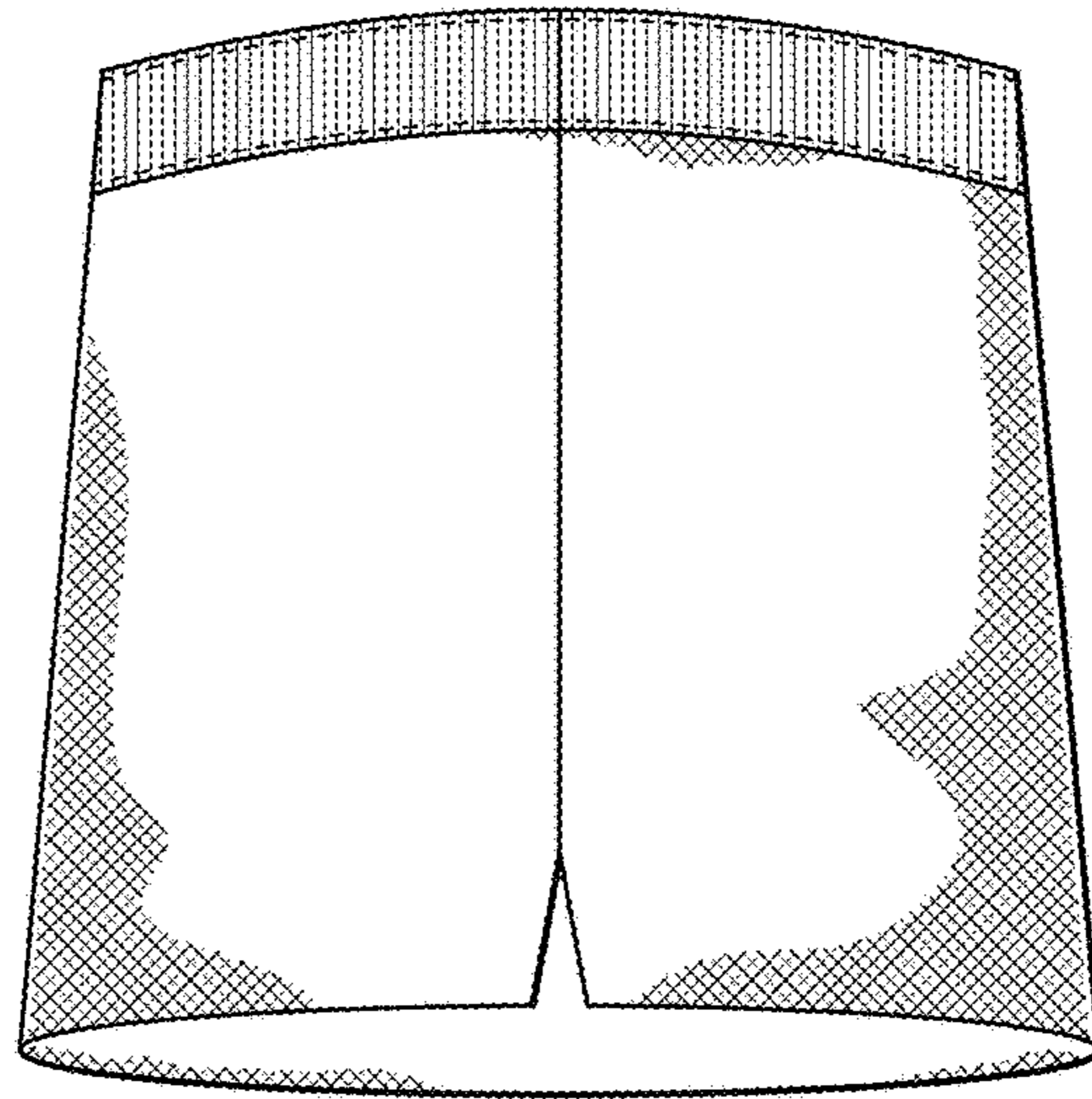


FIG. 2

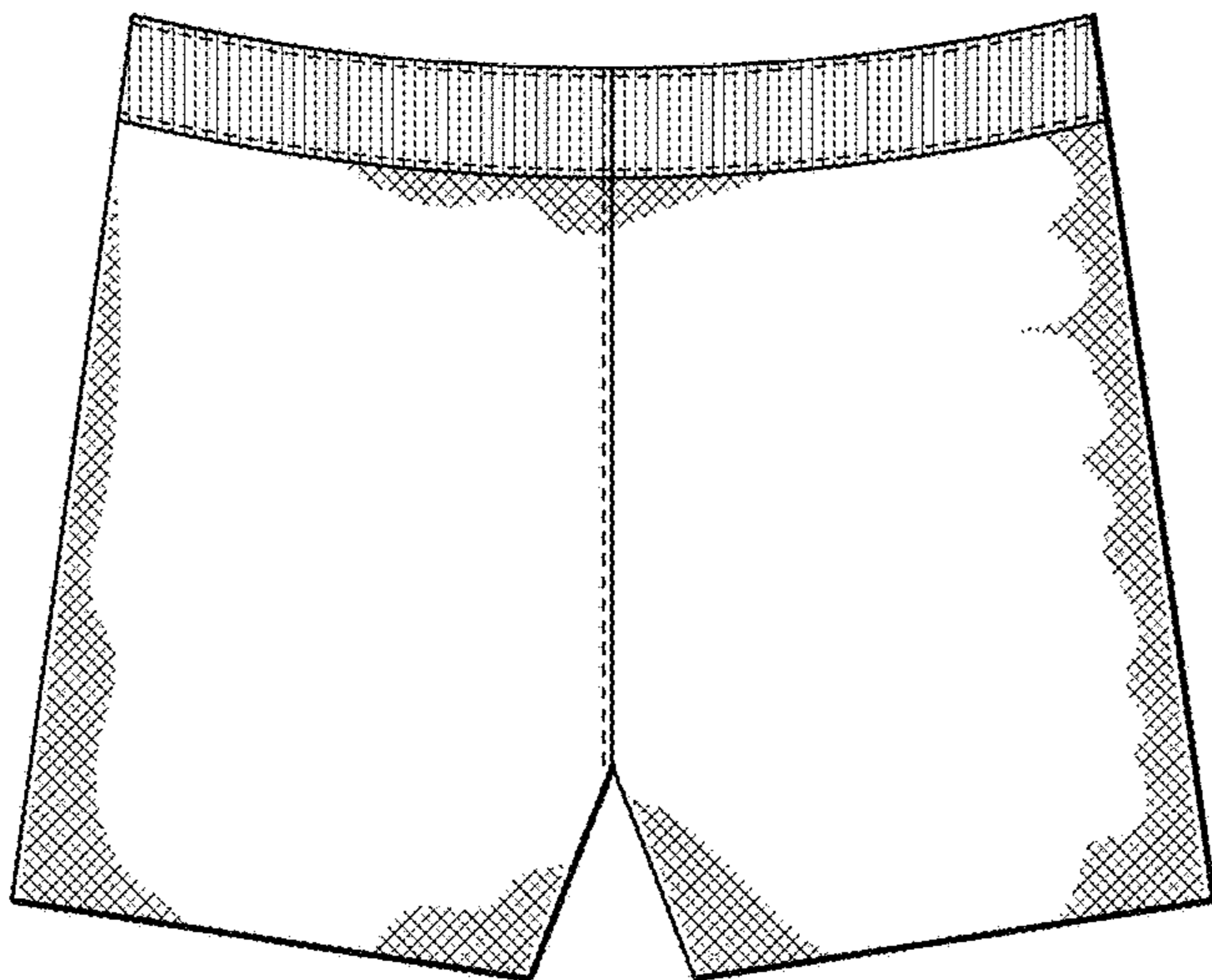


FIG. 3



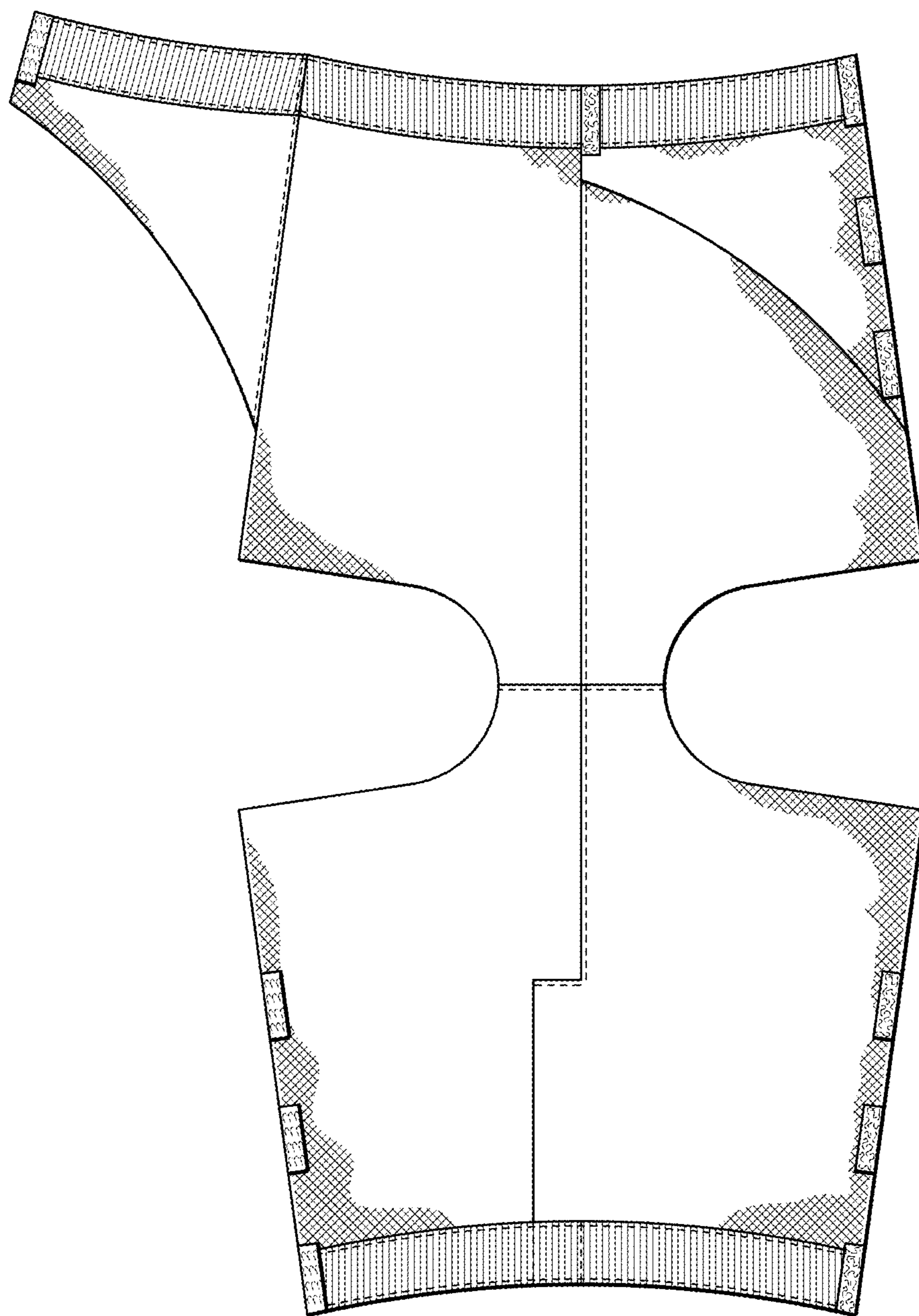


FIG. 4

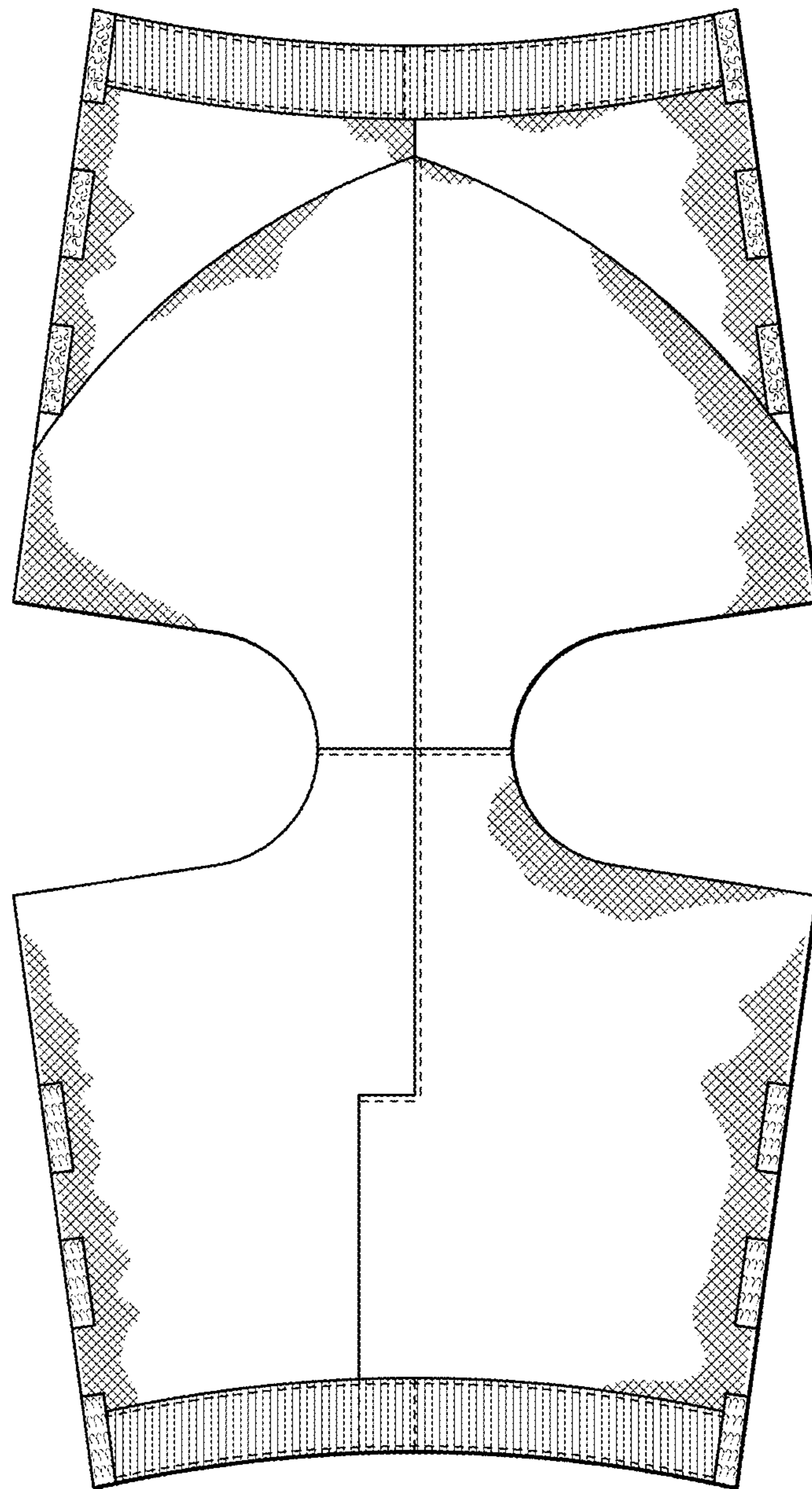


FIG. 5