



US00D782106S

(12) **United States Design Patent**
Porciatti

(10) **Patent No.:** **US D782,106 S**

(45) **Date of Patent:** **** Mar. 21, 2017**

(54) **LIGHTING SUPPORT WITH SPLIT SPINE**

(71) Applicant: **Silvio Porciatti**, Pembroke, MA (US)

(72) Inventor: **Silvio Porciatti**, Pembroke, MA (US)

(**) Term: **15 Years**

(21) Appl. No.: **29/527,970**

(22) Filed: **May 22, 2015**

(51) **LOC (10) Cl.** **26-99**

(52) **U.S. Cl.**

USPC **D26/138**

(58) **Field of Classification Search**

USPC .. D26/24-27, 37, 67, 72, 74-76, 80, 85, 89,
D26/104, 108, 118, 120, 121, 122, 132,
D26/138, 141, 142, 152, 154, 156;
D13/139, 180; D25/60, 119

CPC F21S 6/00; F21S 8/00; F21S 4/003; F21S
4/005; F21S 4/006; F21S 4/007; F21S
4/008; F21S 6/004; F21S 6/005; F21V
1/02; G02B 6/0095; F21K 9/50; F21K
9/52; F21K 9/54

See application file for complete search history.

(56) **References Cited**

U.S. PATENT DOCUMENTS

D162,843 S *	4/1951	Klein	D25/119
D315,832 S *	4/1991	Rocheleau	D13/179
D338,449 S *	8/1993	Sahyoun	D13/179
D394,595 S *	5/1998	Walsh	D25/119
D445,211 S *	7/2001	Baker	D25/124
D488,243 S *	4/2004	Babka	D25/119
7,383,670 B1 *	6/2008	Meyers	E04F 13/081 156/71
D581,376 S *	11/2008	Shaner	D13/179
D606,501 S *	12/2009	Plonski	D13/179
D616,568 S *	5/2010	Desrosiers	D25/122

D627,095 S *	11/2010	Miyairi	D26/120
D649,684 S *	11/2011	Trzesniowski	D26/138
D649,685 S *	11/2011	Trzesniowski	D26/138
D649,686 S *	11/2011	Trzesniowski	D26/138
D649,687 S *	11/2011	Trzesniowski	D26/138
D649,688 S *	11/2011	Trzesniowski	D26/138
D649,693 S *	11/2011	Trzesniowski	D26/138
D651,739 S *	1/2012	Trzesniowski	D26/138
D652,568 S *	1/2012	Trzesniowski	D26/138
D652,569 S *	1/2012	Trzesniowski	D26/138
D652,985 S *	1/2012	Trzesniowski	D26/138
D652,986 S *	1/2012	Trzesniowski	D26/138

(Continued)

Primary Examiner — John Windmuller

Assistant Examiner — Benjamin Weeks

(74) *Attorney, Agent, or Firm* — Heisler & Associate

(57) **CLAIM**

The ornamental design for a lighting support with split spine, as shown and described.

DESCRIPTION

FIG. 1 is a perspective view of the lighting support with split spine.

FIG. 2 is an end view of the invention, the opposite end view being a mirror image.

FIG. 3 is a top plan view of the invention.

FIG. 4 is a side view of the invention, the opposite side view being a mirror image.

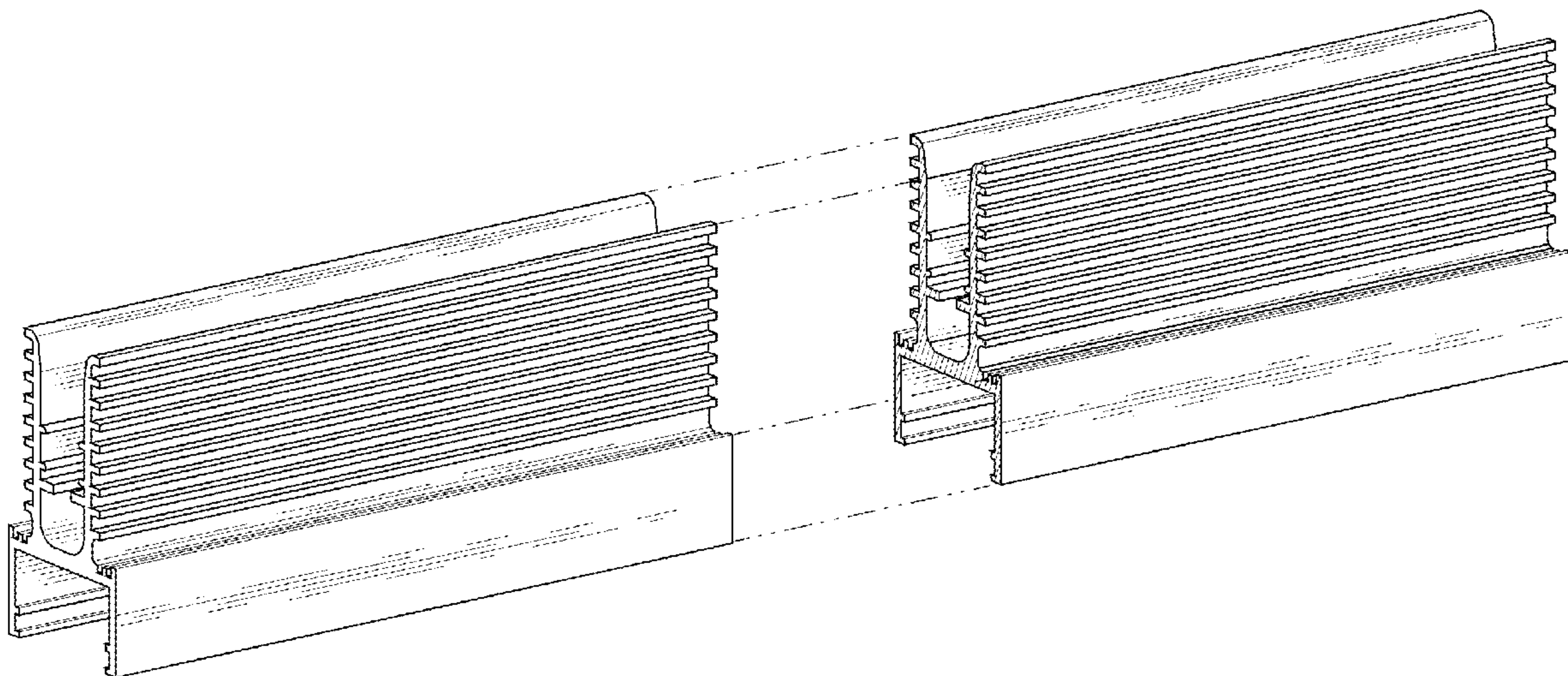
FIG. 5 is a bottom plan view of the invention; and,

FIG. 6 is a perspective view of the invention in use.

The dash-double dotted line shown in FIGS. 1 and 3-6 represents a symbolic break in the length of the article. The appearance of any portion of the article between the break lines forms no part of the claimed design.

The dash-dash broken lines in FIG. 6 represent environment that form no part of the claimed design.

1 Claim, 2 Drawing Sheets



(56)

References Cited

U.S. PATENT DOCUMENTS

D662,255 S *	6/2012	Klu	D26/138
D662,256 S *	6/2012	Klu	D26/138
D662,653 S *	6/2012	Hochman	D26/138
2009/0316391 A1 *	12/2009	Huang	A47F 3/001 362/133

* cited by examiner

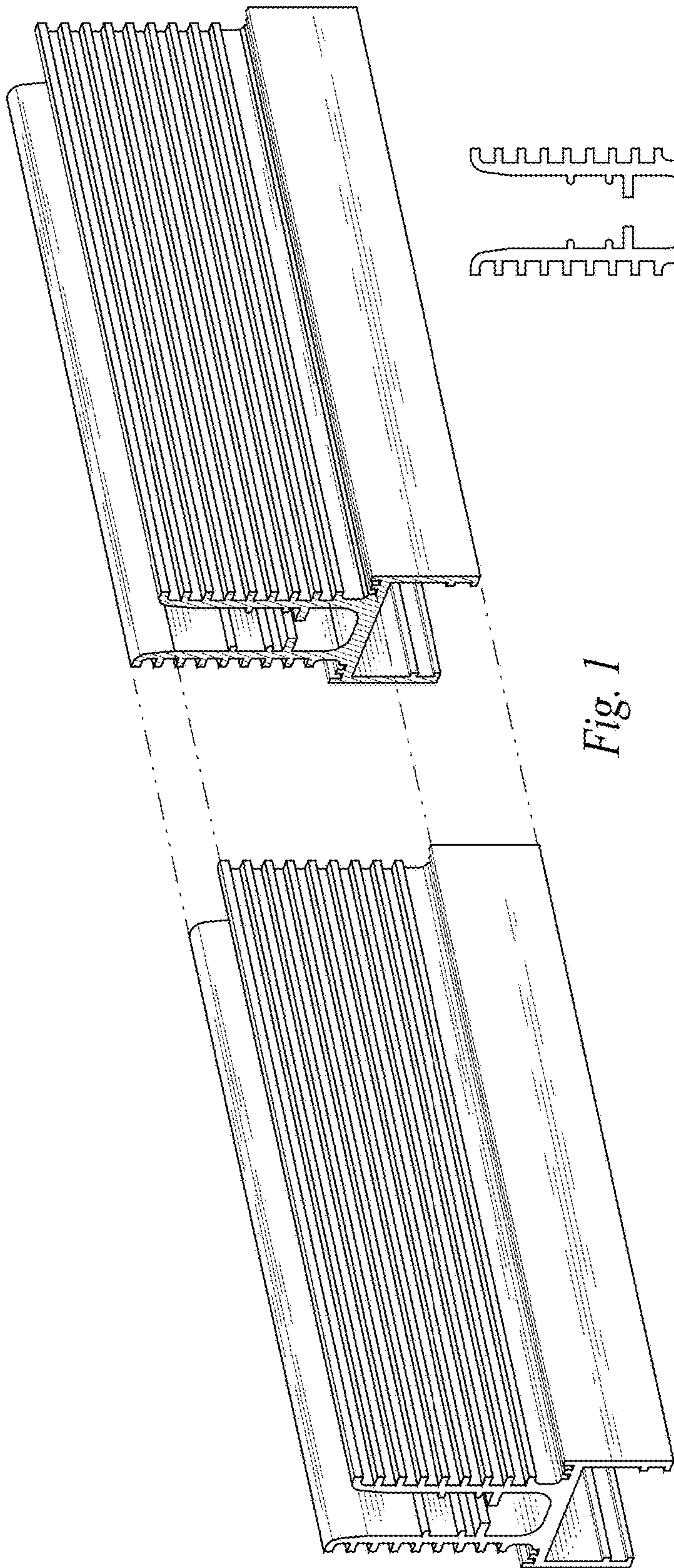


Fig. 1

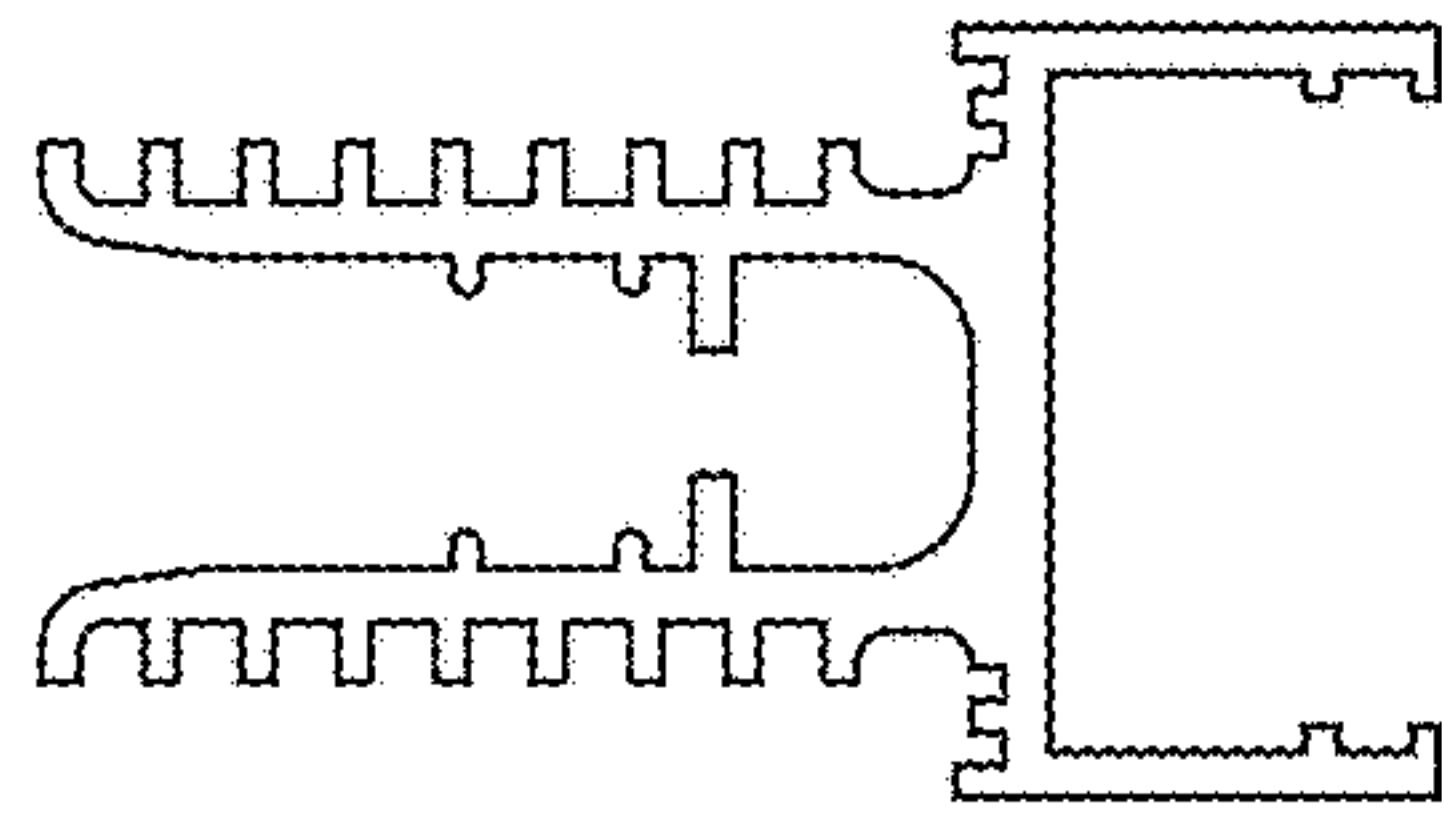


Fig. 2




Fig. 3

Fig. 4





Fig. 5

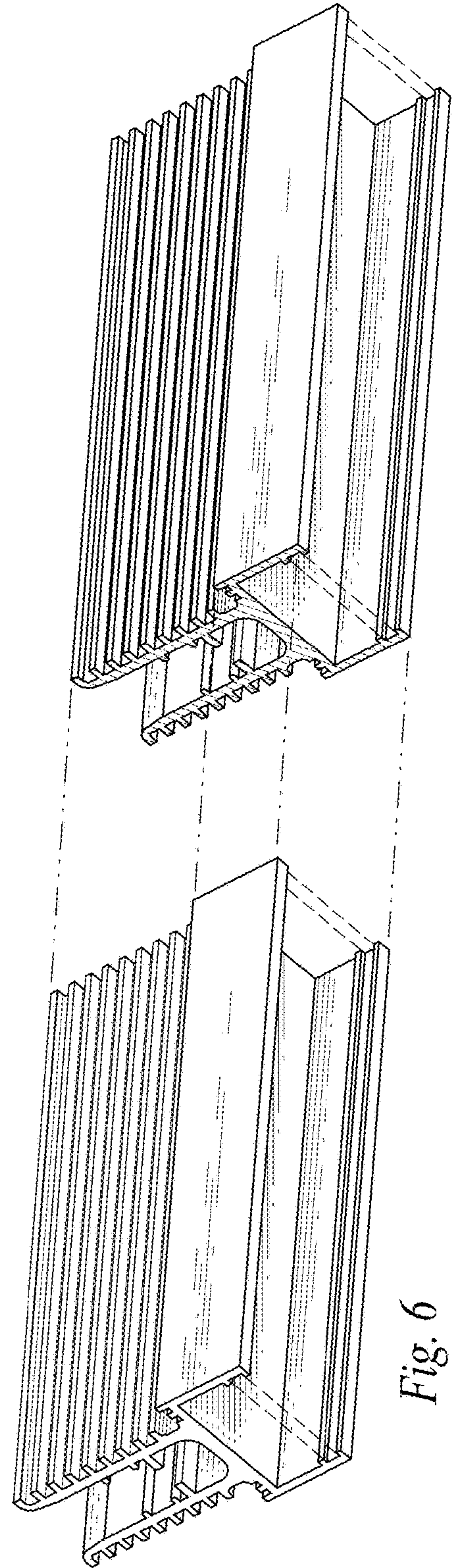




Fig. 6