



US00D782090S

(12) **United States Design Patent**
Graham et al.

(10) **Patent No.:** **US D782,090 S**

(45) **Date of Patent:** **** Mar. 21, 2017**

(54) **LIGHT FIXTURE**

(71) Applicant: **JST Performance, LLC**, Gilbert, AZ
(US)

(72) Inventors: **Marshall W. Graham**, Chandler, AZ
(US); **Stephen P. Adams**, Mesa, AZ
(US); **Taylor W. Anderson**, Mesa, AZ
(US)

(73) Assignee: **JST Performance, LLC**, Gilbert, AZ
(US)

(**) Term: **15 Years**

(21) Appl. No.: **29/544,244**

(22) Filed: **Nov. 1, 2015**

(51) **LOC (10) Cl.** **26-06**

(52) **U.S. Cl.**
USPC **D26/31**

(58) **Field of Classification Search**
USPC D26/28-36; 362/80-83, 267-269,
362/459-468, 475-478, 485-487
CPC F21S 48/00; F21S 48/10; F21S 48/115;
F21S 48/225; F21S 48/1233; F21S
48/1266; F21S 48/1388; F21S 48/2268;
F21V 21/04

See application file for complete search history.

(56) **References Cited**

U.S. PATENT DOCUMENTS

D499,198 S	*	11/2004	Cowan	D26/31
D564,683 S	*	3/2008	Roach	D26/28
D656,258 S	*	3/2012	Georgitsis	B60Q 1/0483
					D26/31
D676,990 S	*	2/2013	Adams	D26/31

OTHER PUBLICATIONS

JST Performance, LLC D/B/A/ Rigid Industries, <http://www.rigidindustries.com/led-lighting/110112> As viewed on Nov. 1, 2015.

* cited by examiner

Primary Examiner — Marcus Jackson

(57) **CLAIM**

The ornamental design for a light fixture, as shown and described.

DESCRIPTION

The patent or application file contains at least one drawing executed in color. Copies of this patent or patent application publication with color drawing(s) will be provided by the office upon request and payment of the necessary fee.

FIG. 1 is a front, top, right, perspective view of a light fixture showing our new design;

FIG. 2 is a front, top, left, perspective view thereof;

FIG. 3 is a front, bottom, right, perspective view thereof;

FIG. 4 is a front, bottom, left perspective view thereof;

FIG. 5 is a back, top, right, perspective view thereof;

FIG. 6 is a back, top, left, perspective view thereof;

FIG. 7 is a back, bottom, right, perspective view thereof;

FIG. 8 is a back, bottom, left, perspective view thereof;

FIG. 9 is a front side view thereof;

FIG. 10 is a back side view thereof;

FIG. 11 is a right side view thereof;

FIG. 12 is a left side view thereof;

FIG. 13 is a top view thereof; and,

FIG. 14 is a bottom view thereof.

1 Claim, 14 Drawing Sheets
(14 of 14 Drawing Sheet(s) Filed in Color)






FIG. 1




FIG. 2




FIG. 3



FIG. 4




FIG. 5




FIG. 6




FIG. 7




FIG. 8




FIG. 9




FIG. 10




FIG. 11




FIG. 12




FIG. 13




FIG. 14