



US00D782077S

(12) **United States Design Patent**
Fink et al.

(10) **Patent No.:** **US D782,077 S**

(45) **Date of Patent:** **** Mar. 21, 2017**

(54) **LED LAMP UNIT**

(71) Applicant: **TRIDONIC JENNERSDORF GMBH**,
Jennersdorf (AT)

(72) Inventors: **Bernhard Fink**, Riegersburg (AT);
Stefan Gruendhammer, St. Anna am
Aigen (AT); **Manfred Steiner**, Bad
Waltersdorf (AT)

(73) Assignee: **TRIDONIC JENNERSDORF GMBH**,
Jennersdorf (AT)

(**) Term: **15 Years**

(21) Appl. No.: **29/549,942**

(22) Filed: **Dec. 29, 2015**

(30) **Foreign Application Priority Data**

Jun. 30, 2015 (EM) 002 728 816

(51) **LOC (10) Cl.** **26-01**

(52) **U.S. Cl.**
USPC **D26/1**

(58) **Field of Classification Search**

USPC D26/1, 24, 113, 118, 120; D13/180
CPC F21K 9/00; F21K 9/13; F21S 4/20; F21V
5/007; F21V 5/02; F21V 5/04; F21V
19/003; F21V 31/04; F21V 23/005
See application file for complete search history.

(56) **References Cited**

U.S. PATENT DOCUMENTS

D624,888 S * 10/2010 Takahashi D13/180
D644,188 S * 8/2011 Shen D13/180

D646,234 S * 10/2011 Yao D13/180
D665,105 S * 8/2012 Betsuda D13/180
D668,376 S * 10/2012 Urquiola D26/118
D668,377 S * 10/2012 Urquiola D26/118
D694,723 S * 12/2013 Wu D13/180
D726,954 S * 4/2015 Wang D26/120
D747,008 S * 1/2016 Kim D26/1
D748,293 S * 1/2016 Tauterer D26/1
D750,580 S * 3/2016 Yeh D13/180

* cited by examiner

Primary Examiner — Brian N Vinson

(74) *Attorney, Agent, or Firm* — Scully Scott Murphy and
Presser; Frank Digiglio

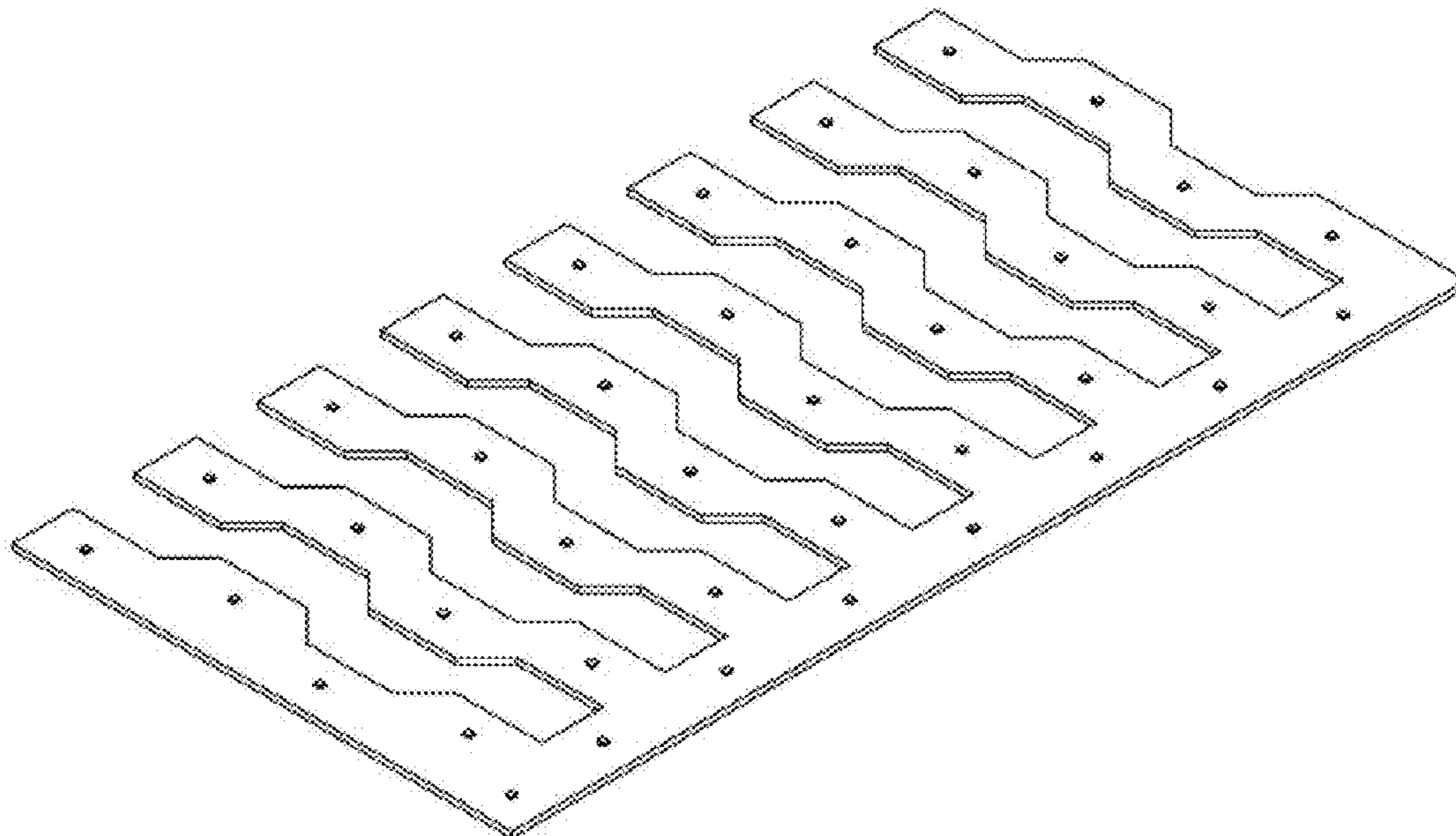
(57) **CLAIM**

The ornamental design for a LED lamp unit, as shown and
described.

DESCRIPTION

FIG. 1 illustrates a perspective view of the LED lamp unit,
showing our new and ornamental design;
FIG. 2 illustrates a top view thereof;
FIG. 3 illustrates a bottom view thereof;
FIG. 4 illustrates a side view thereof;
FIG. 5 illustrates a side view thereof;
FIG. 6 illustrates a back thereof; and,
FIG. 7 illustrates a front view thereof.

1 Claim, 7 Drawing Sheets



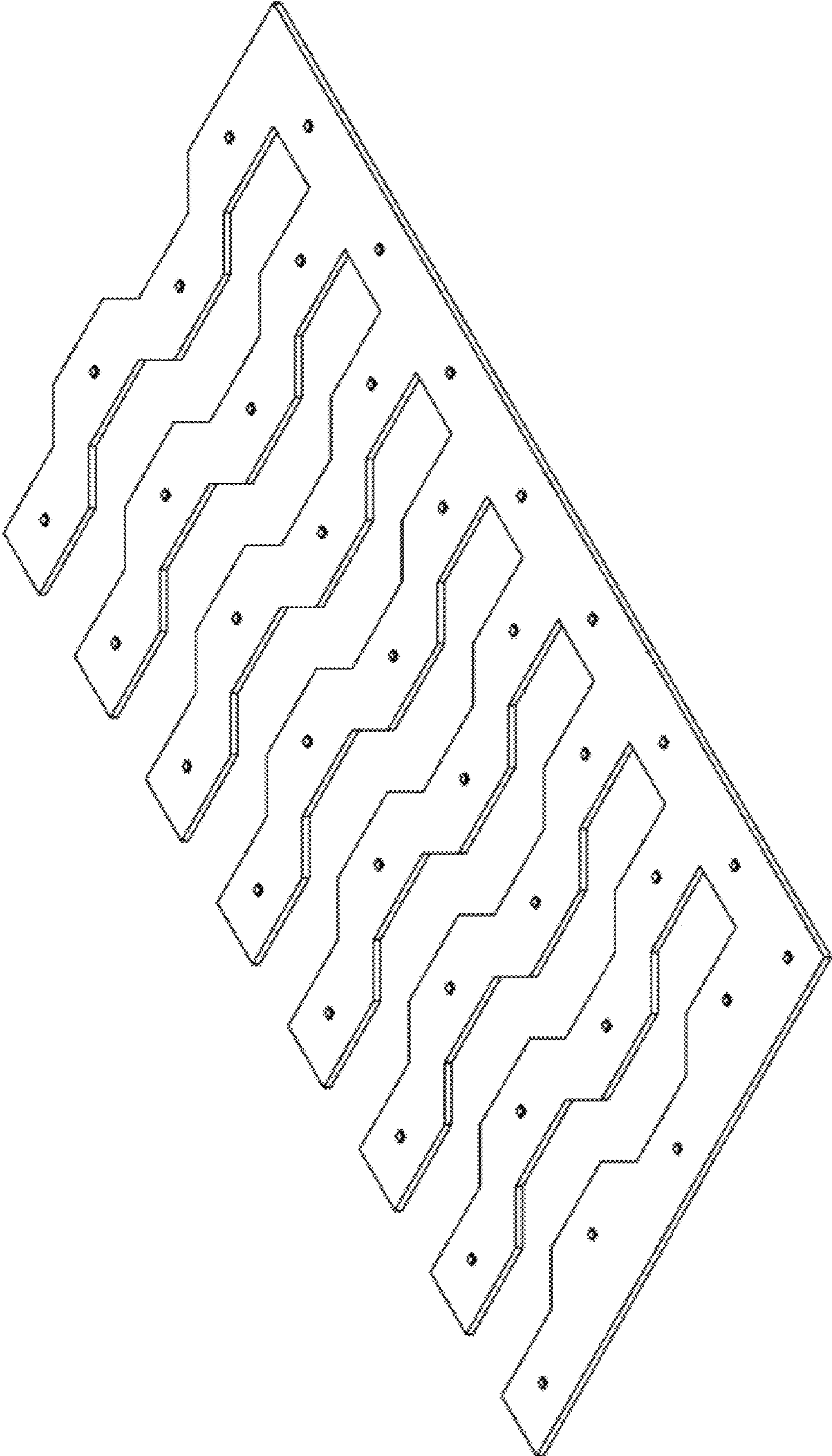


Fig. 1

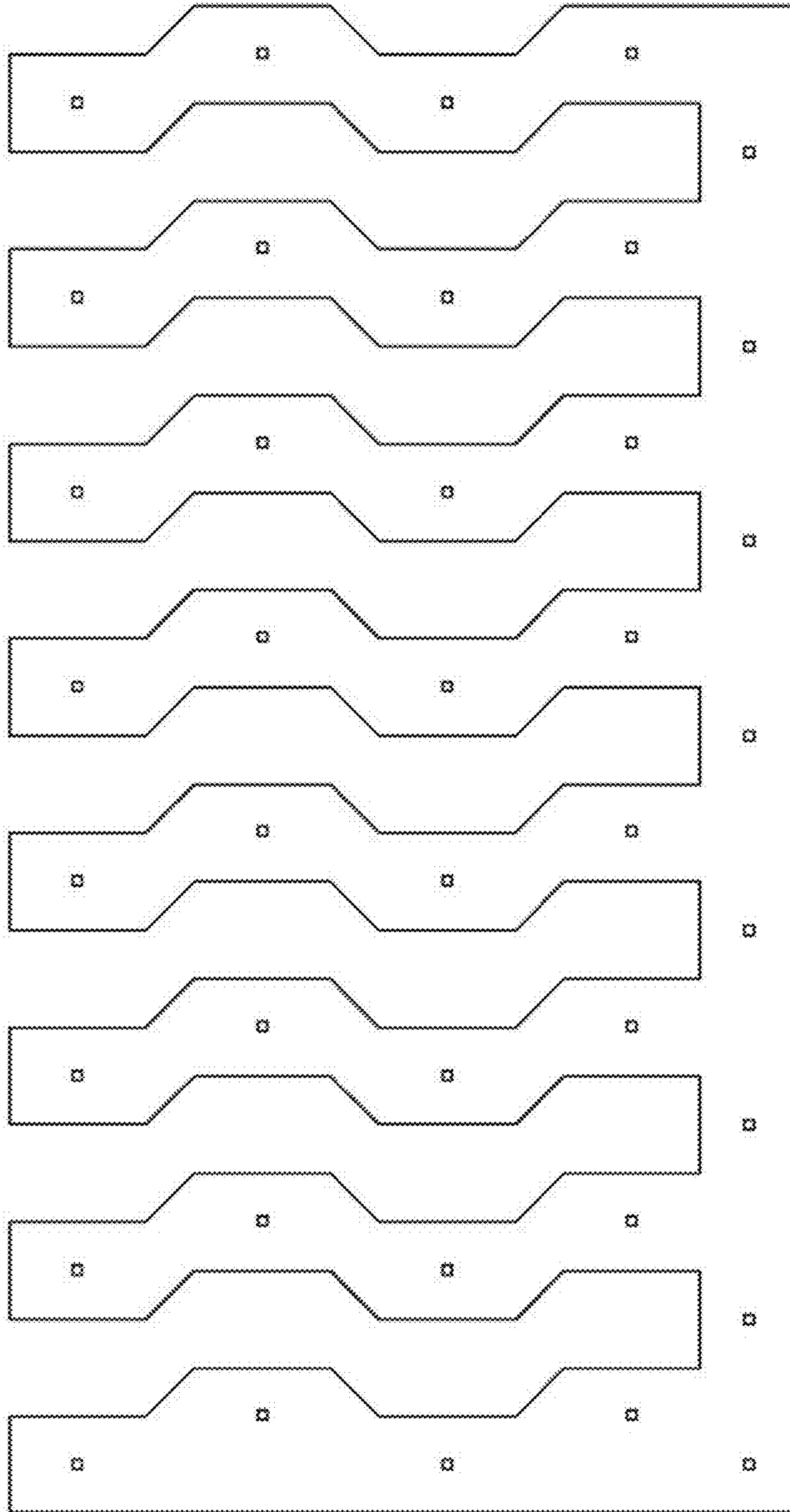


Fig. 2

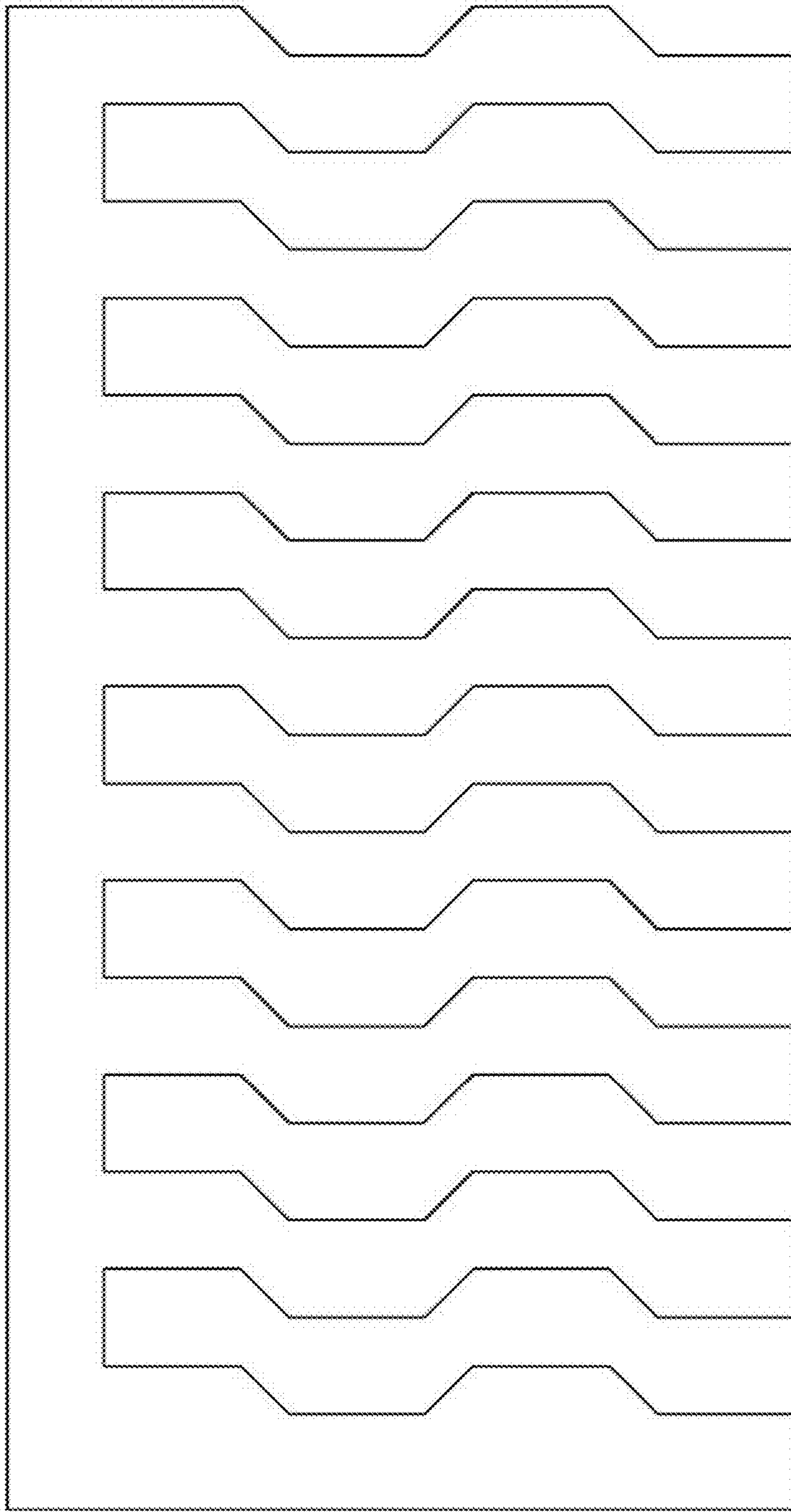


Fig. 3



Fig. 4



Fig. 5



Fig. 6



Fig. 7