



US00D782044S

(12) **United States Design Patent**
Massad

(10) **Patent No.:** **US D782,044 S**
(45) **Date of Patent:** **** Mar. 21, 2017**

(54) **DENTAL ESTHETIC SPACE RULER**

(71) Applicant: **Global Dental Impression Trays, Inc.**,
Tulsa, OK (US)

(72) Inventor: **Joseph J. Massad**, Tulsa, OK (US)

(73) Assignee: **Global Dental Impression Trays, Inc.**,
Tulsa, OK (US)

(**) Term: **15 Years**

(21) Appl. No.: **29/548,768**

(22) Filed: **Dec. 16, 2015**

(51) **LOC (10) Cl.** **24-02**

(52) **U.S. Cl.**
USPC **D24/152**

(58) **Field of Classification Search**
USPC D24/152-154, 176-182, 140, 186;
D10/70-71, 65; D19/133; 433/148;
33/513

CPC A61C 19/04; A61C 19/043; A61C 1/082;
A61C 5/025; A61C 5/125; B43L 7/00;
B43L 13/145

See application file for complete search history.

(56) **References Cited**

U.S. PATENT DOCUMENTS

4,959,014 A * 9/1990 Sheridan A61C 19/04
33/514
5,044,951 A * 9/1991 Sheridan A61C 19/04
33/514

5,125,842 A * 6/1992 Hiltunen A61C 19/04
433/226
5,676,544 A * 10/1997 Urban A61C 19/043
433/147
5,685,084 A * 11/1997 Demers A61C 19/04
33/513
D555,242 S * 11/2007 Massad D24/152
D739,529 S * 9/2015 Tajima D24/176

* cited by examiner

Primary Examiner — Wan Laymon

(74) *Attorney, Agent, or Firm* — Crowe & Dunlevy, P.C.

(57) **CLAIM**

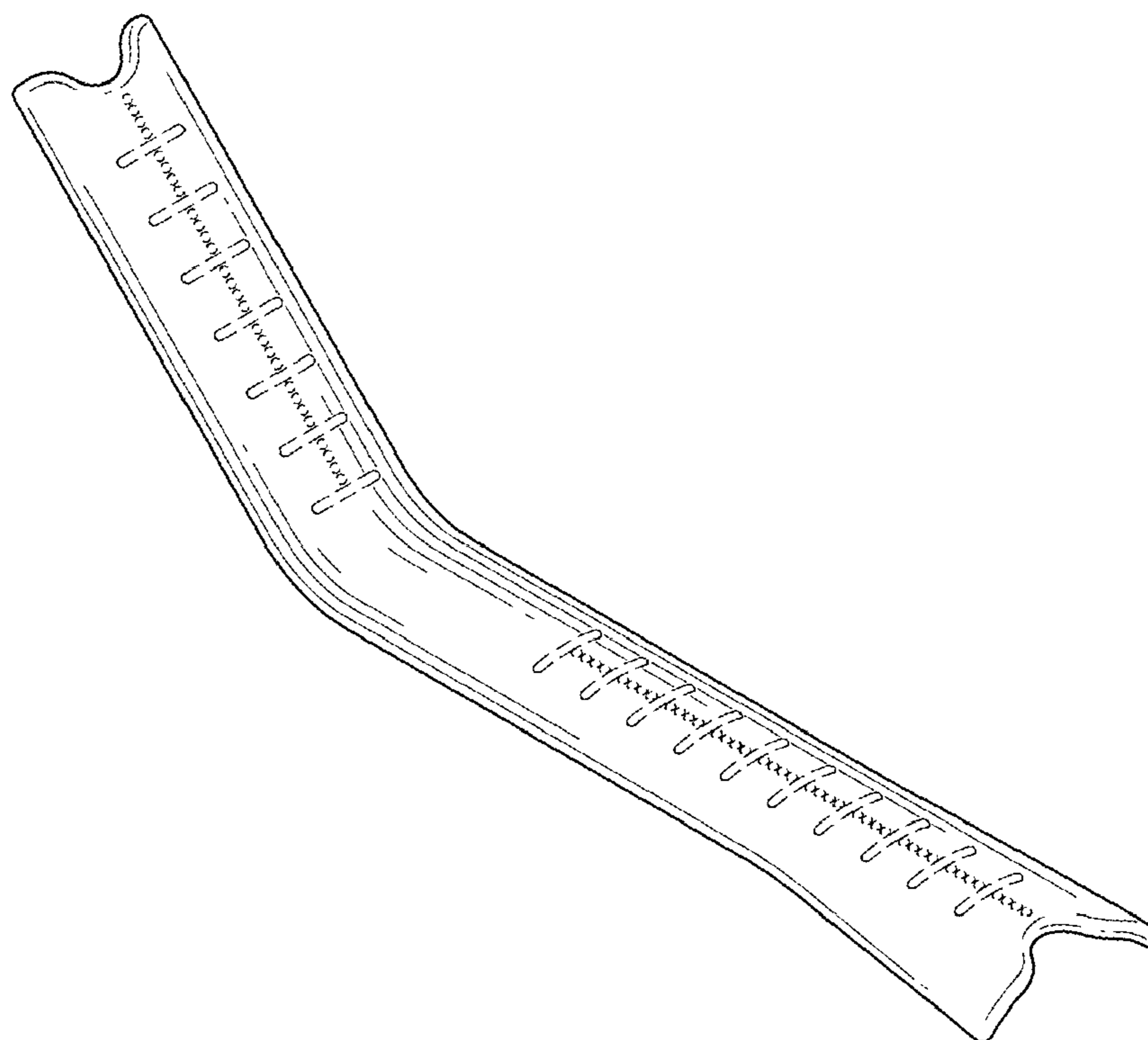
The ornamental design for a dental esthetic space ruler, as shown and described.

DESCRIPTION

FIG. 1 is a top perspective view of a dental esthetic space ruler showing the design;
FIG. 2 is a side elevational view thereof, the opposite side elevational view being a mirror image thereof
FIG. 3 is a top elevational view thereof;
FIG. 4 is a bottom elevational view thereof;
FIG. 5 is a front elevational view thereof; and,
FIG. 6 is a rear elevational view thereof.

The broken and dashed lines of the drawings are for illustrative purposes only and form no part of the claimed design.

1 Claim, 2 Drawing Sheets



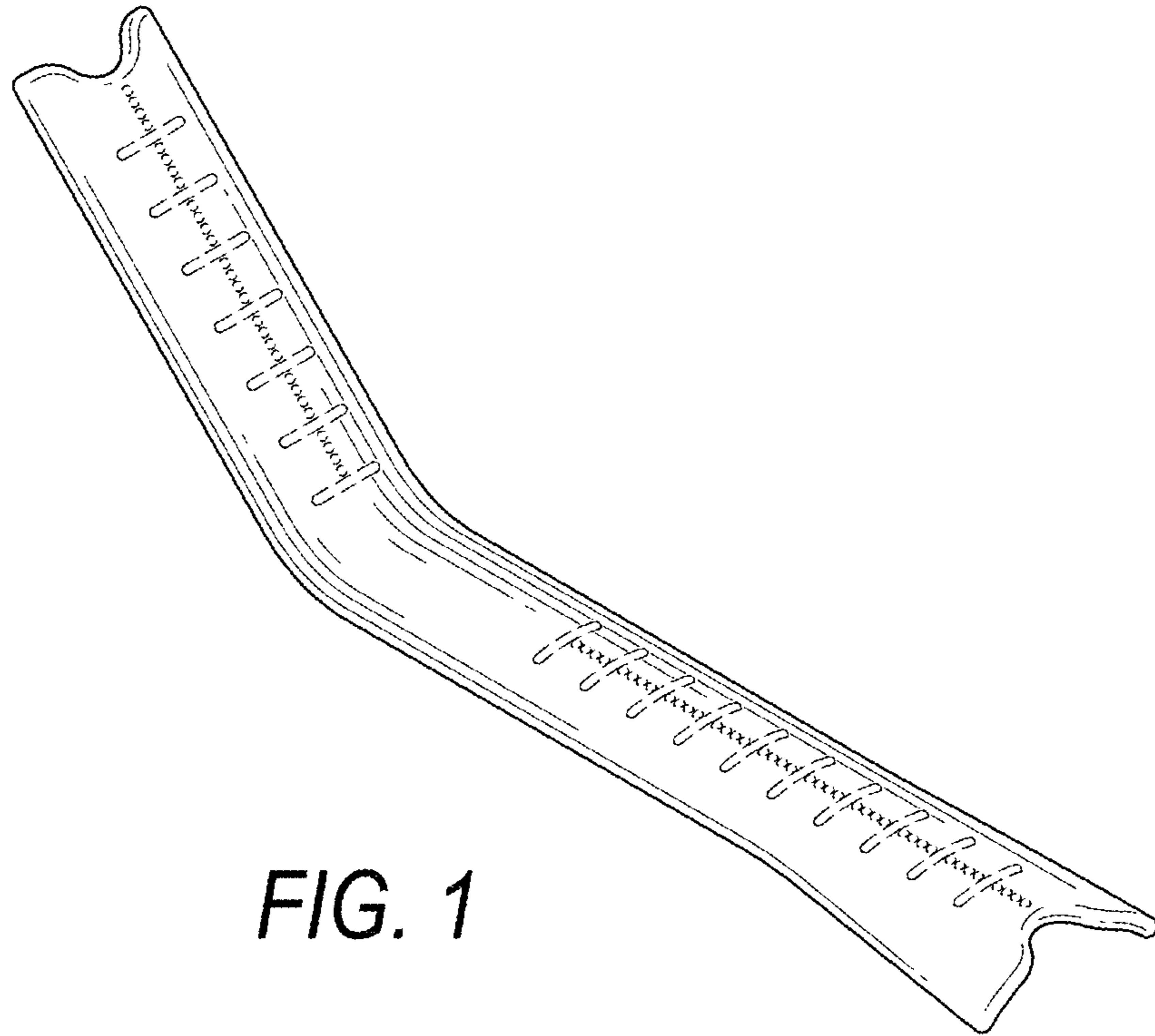


FIG. 1

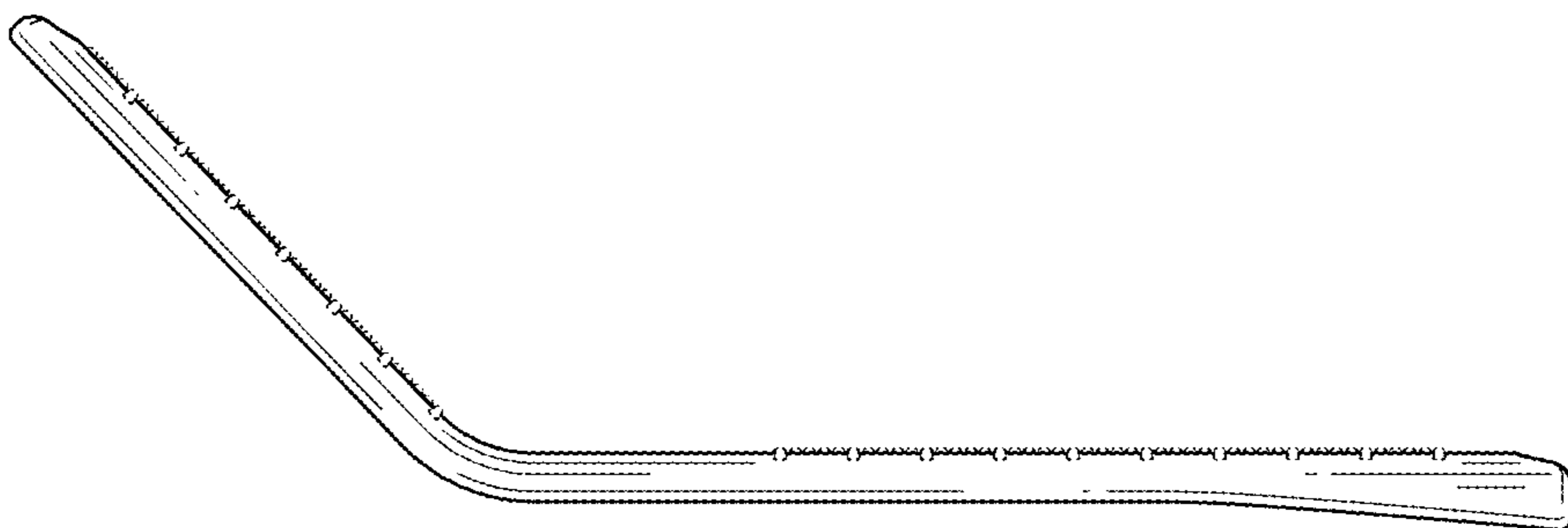


FIG. 2

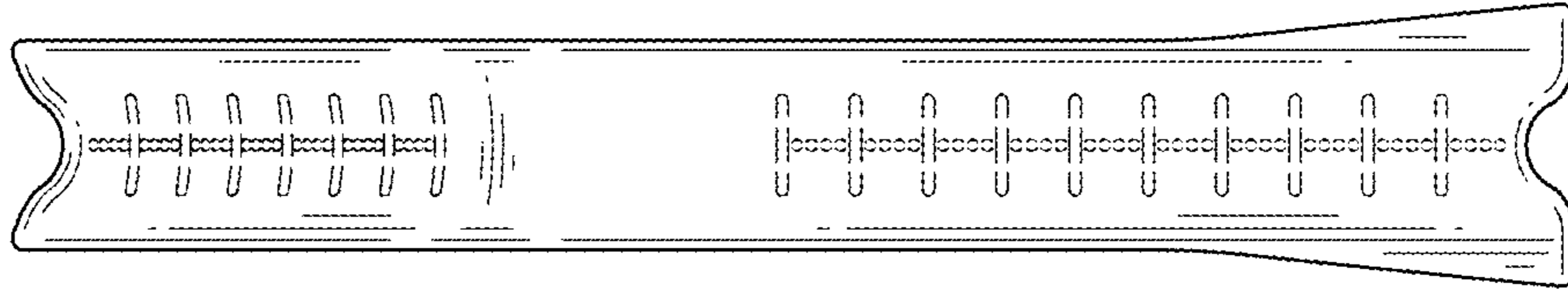


FIG. 3

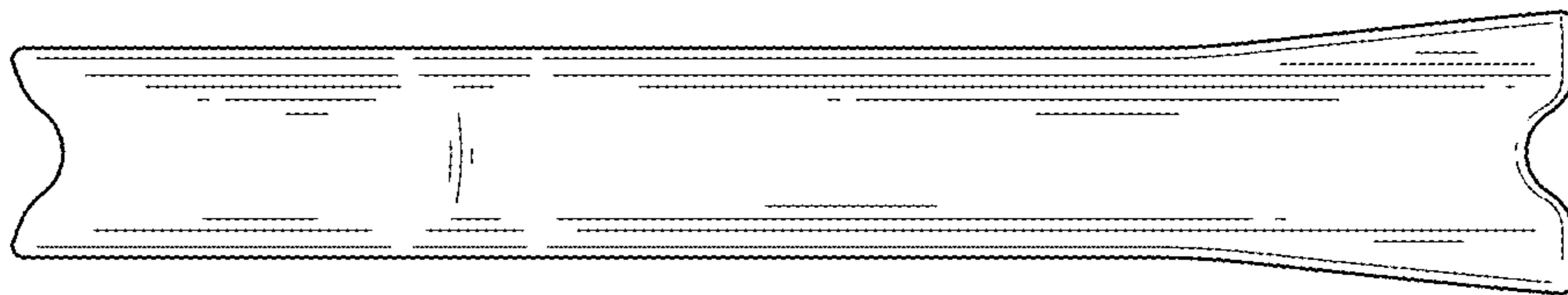


FIG. 4

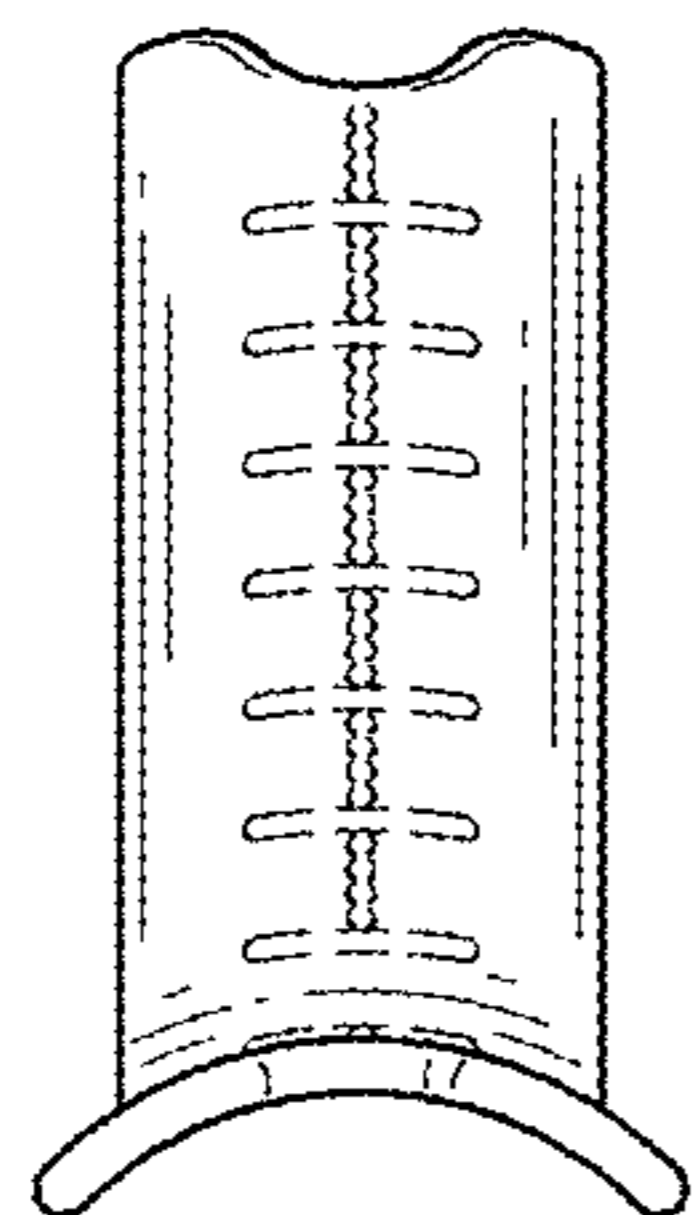


FIG. 5

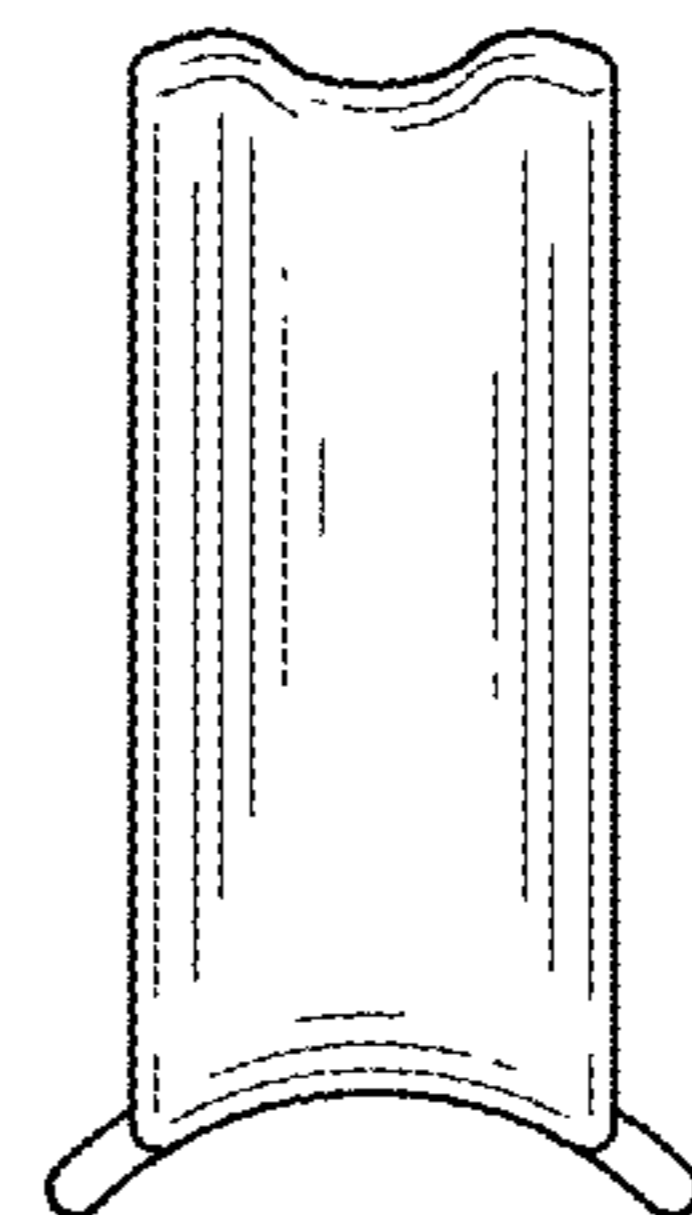


FIG. 6