



US00D782029S

(12) **United States Design Patent**
Kuhn

(10) **Patent No.:** **US D782,029 S**
(45) **Date of Patent:** **** Mar. 21, 2017**

(54) **MASK**
(71) Applicant: **Phyllis Kuhn**, Girard, PA (US)
(72) Inventor: **Phyllis Kuhn**, Girard, PA (US)
(**) Term: **15 Years**
(21) Appl. No.: **29/549,135**

7,520,923 B2 4/2009 Maroon
7,845,351 B2 12/2010 Mathis et al.
D638,171 S * 5/2011 Goranov D29/108
8,052,821 B2 * 11/2011 Cheng A41D 13/1115
156/227
8,091,551 B2 1/2012 Messier
D658,334 S * 4/2012 Goranov D29/108
D693,062 S * 11/2013 Bowen D29/108
(Continued)

(22) Filed: **Dec. 18, 2015**
(51) **LOC (10) Cl.** **29-02**
(52) **U.S. Cl.**
USPC **D24/110.1**
(58) **Field of Classification Search**
USPC D24/110-110.6, 127; D29/108
CPC A61M 16/0622; A61M 16/0616; A61M
16/0816; A61M 16/08; A61M 16/0633;
A61M 16/06; A61M 16/0666; A61M
2210/0618; A61M 16/0683; A61M
2202/0208; A62B 18/02; A62B 18/025;
A62B 18/00
See application file for complete search history.

(56) **References Cited**

U.S. PATENT DOCUMENTS

2,458,580 A * 1/1949 Fisketti A41D 13/11
128/206.13
4,014,047 A * 3/1977 Zobel D05B 33/02
128/206.19
D249,072 S * 8/1978 Revoir 128/206.16
D270,110 S * 8/1983 Moore 128/201.15
D271,059 S * 10/1983 McKelvy D24/110.1
D355,485 S * 2/1995 Hubbard D24/110.1
D355,714 S * 2/1995 Hubbard D24/110.1
D400,674 S * 11/1998 Miura D24/110.1
D464,726 S * 10/2002 Wolfe D24/110.1
6,474,336 B1 * 11/2002 Wolfe A41D 13/1115
128/206.12
D511,209 S * 11/2005 Callan D24/110.1

OTHER PUBLICATIONS

Internet Web Page for Cooper-Market High Efficiency Dust Mask
<http://www.copper-market.com/product_574078/High-efficiency-dust-mask-with-antibacterial-copper-mesh-cloth.html>.

Primary Examiner — Barbara Fox
Assistant Examiner — Lilyana Bekic
(74) *Attorney, Agent, or Firm* — Jon L. Woodard;
Woodard International Law

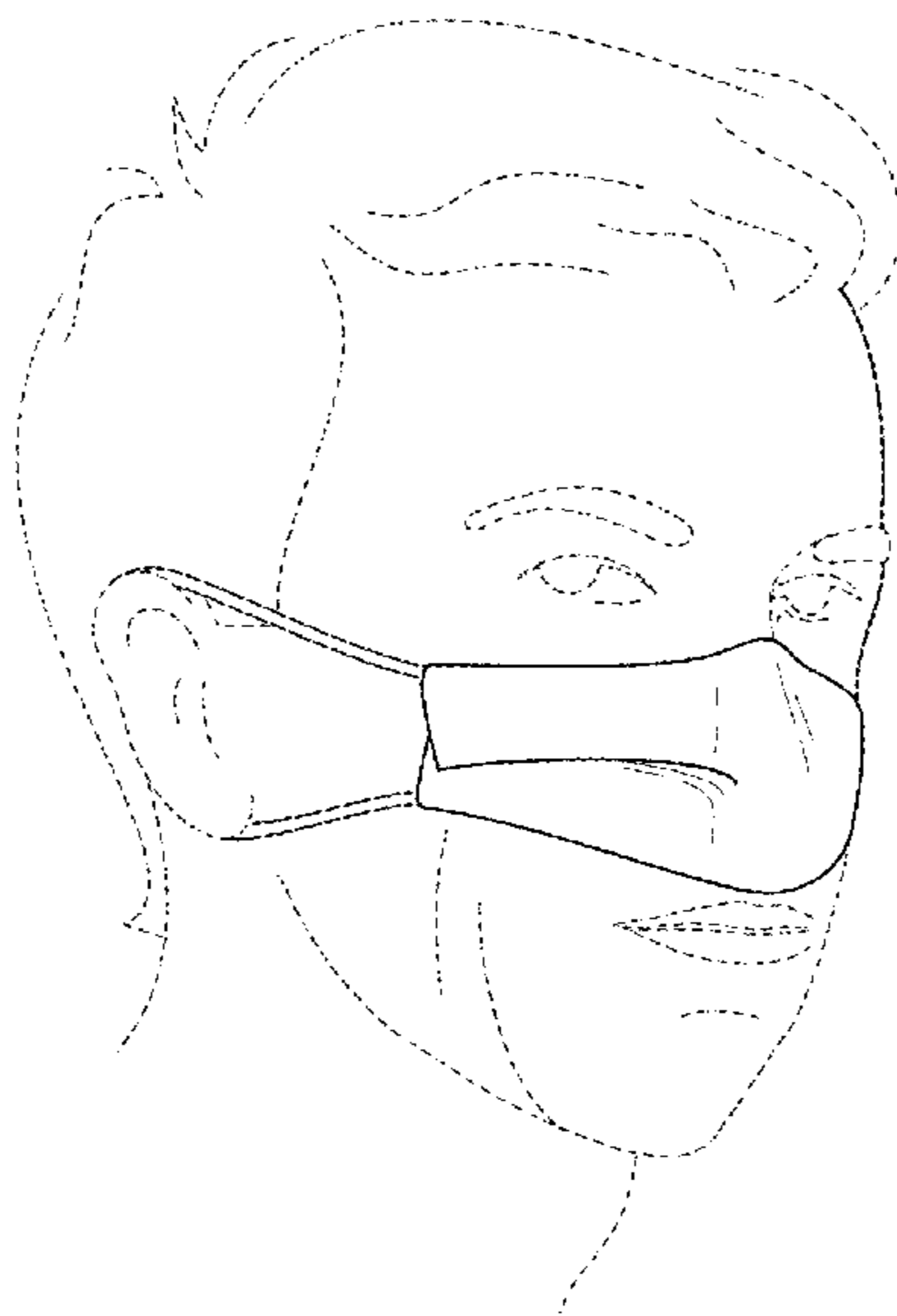
(57) **CLAIM**

The ornamental design for a mask, as shown and described.

DESCRIPTION

FIG. 1 is a front perspective view of the mask of this invention shown positioned on a wearer's head; FIG. 2 is a front view of the mask of FIG. 1; FIG. 3 is a rear view of the mask of FIG. 1; FIG. 4 is a left side view of the mask of FIG. 1; FIG. 5 is a right side view of the mask of FIG. 1; FIG. 6 is a top view of the mask of FIG. 1; and, FIG. 7 is a bottom view of the mask of FIG. 1. The broken line showing of the wearer's head illustrates the environment of the mask and forms no part thereof.

1 Claim, 3 Drawing Sheets



(56)

References Cited

U.S. PATENT DOCUMENTS

8,678,002 B2 3/2014 Stewart et al.
8,905,034 B2 12/2014 Goranov et al.
2001/0042546 A1* 11/2001 Umeda A61F 7/034
128/206.21
2003/0221690 A1* 12/2003 Lee A41D 13/11
128/206.12
2007/0023046 A1* 2/2007 Huang A41D 13/1115
128/206.12
2007/0023047 A1* 2/2007 Zalsman A41D 13/11
128/206.19
2007/0295334 A1 12/2007 Nonomura
2008/0105261 A1* 5/2008 Harold A62B 23/025
128/206.13
2009/0145434 A1* 6/2009 Herrmann A61M 16/06
128/203.29
2010/0031962 A1* 2/2010 Chiu A41D 13/1161
128/206.19
2010/0313890 A1 12/2010 Messier
2011/0308525 A1* 12/2011 Lu A41D 13/1115
128/206.19
2012/0111344 A1* 5/2012 Goranov A41D 13/1115
128/863
2012/0192876 A1* 8/2012 Fujimori A62B 23/025
128/863
2015/0306432 A1* 10/2015 Orofino A41D 13/1115
128/863

* cited by examiner

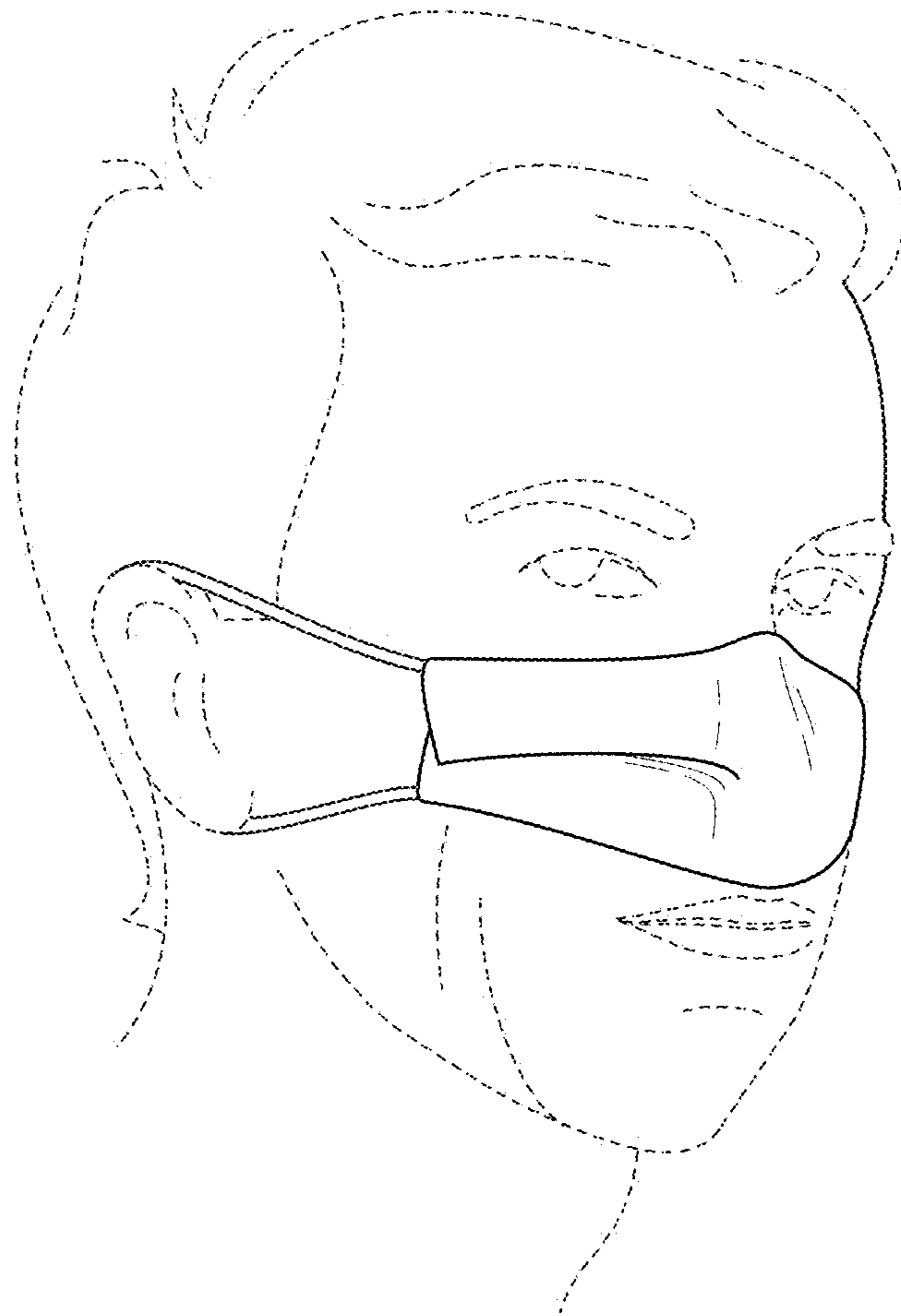


Fig. 1

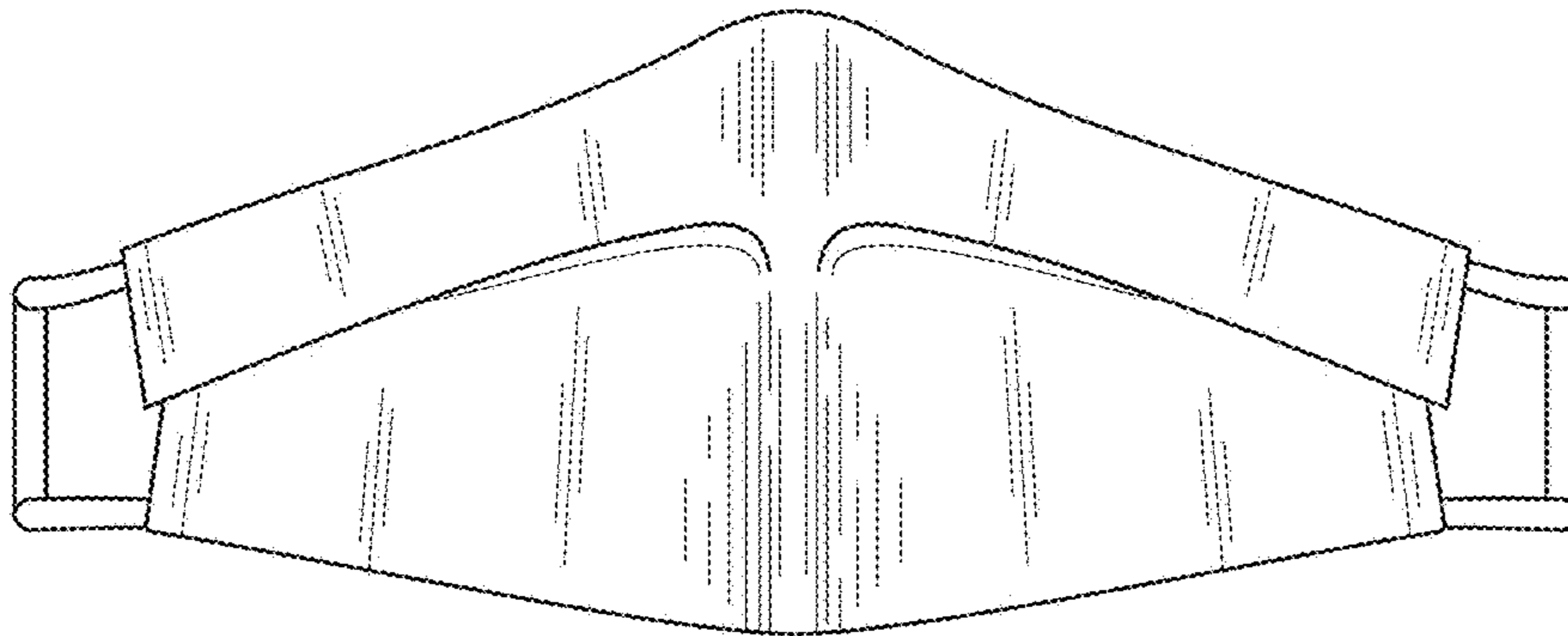


Fig. 2

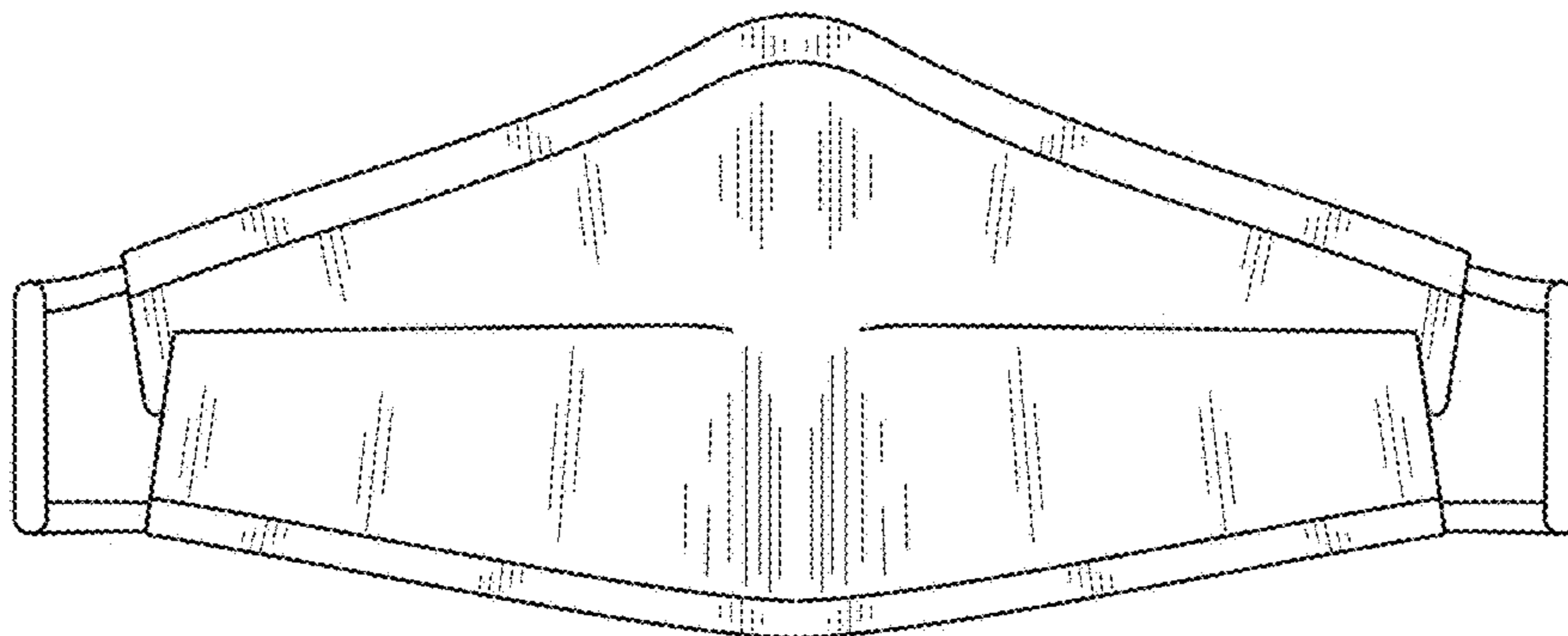


Fig. 3

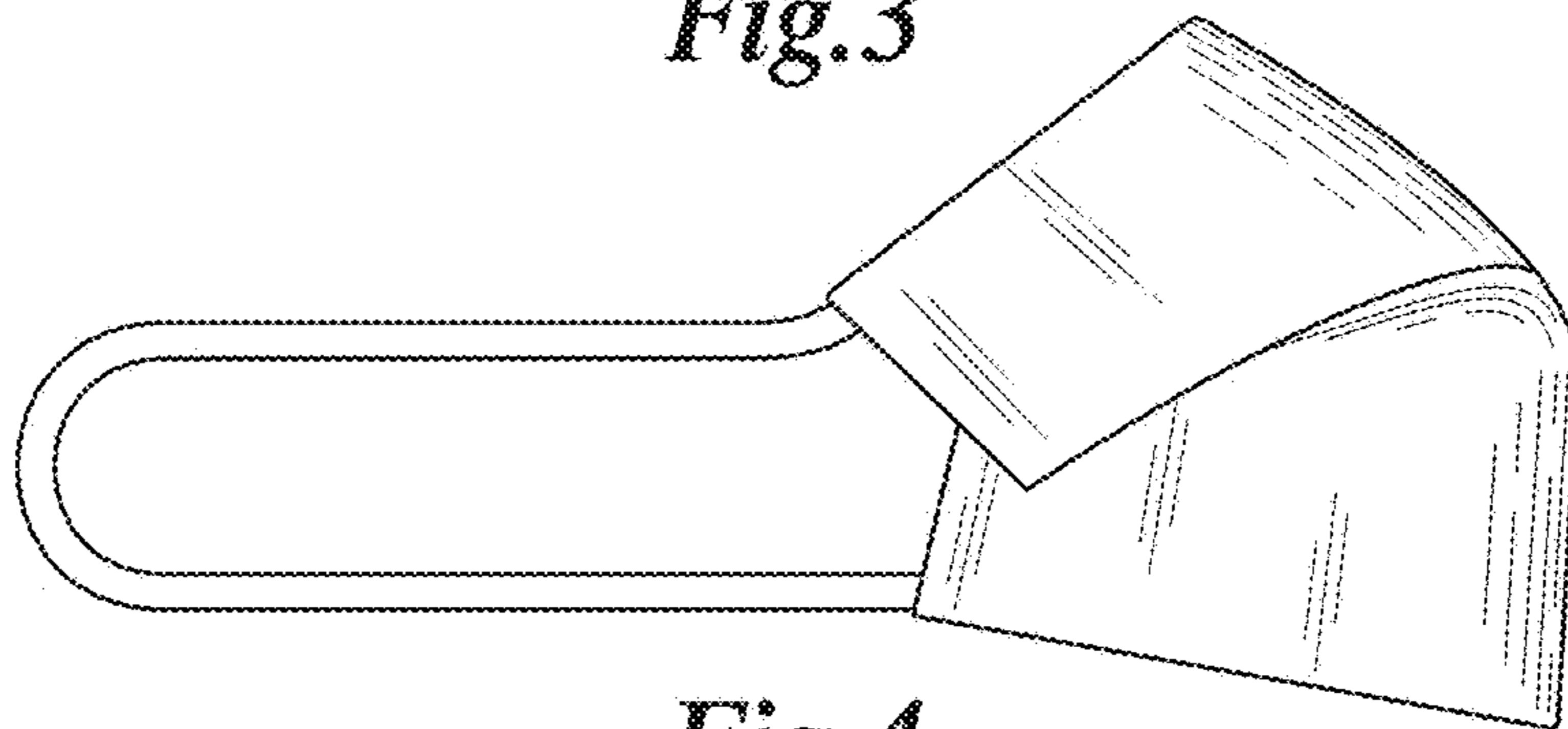


Fig. 4

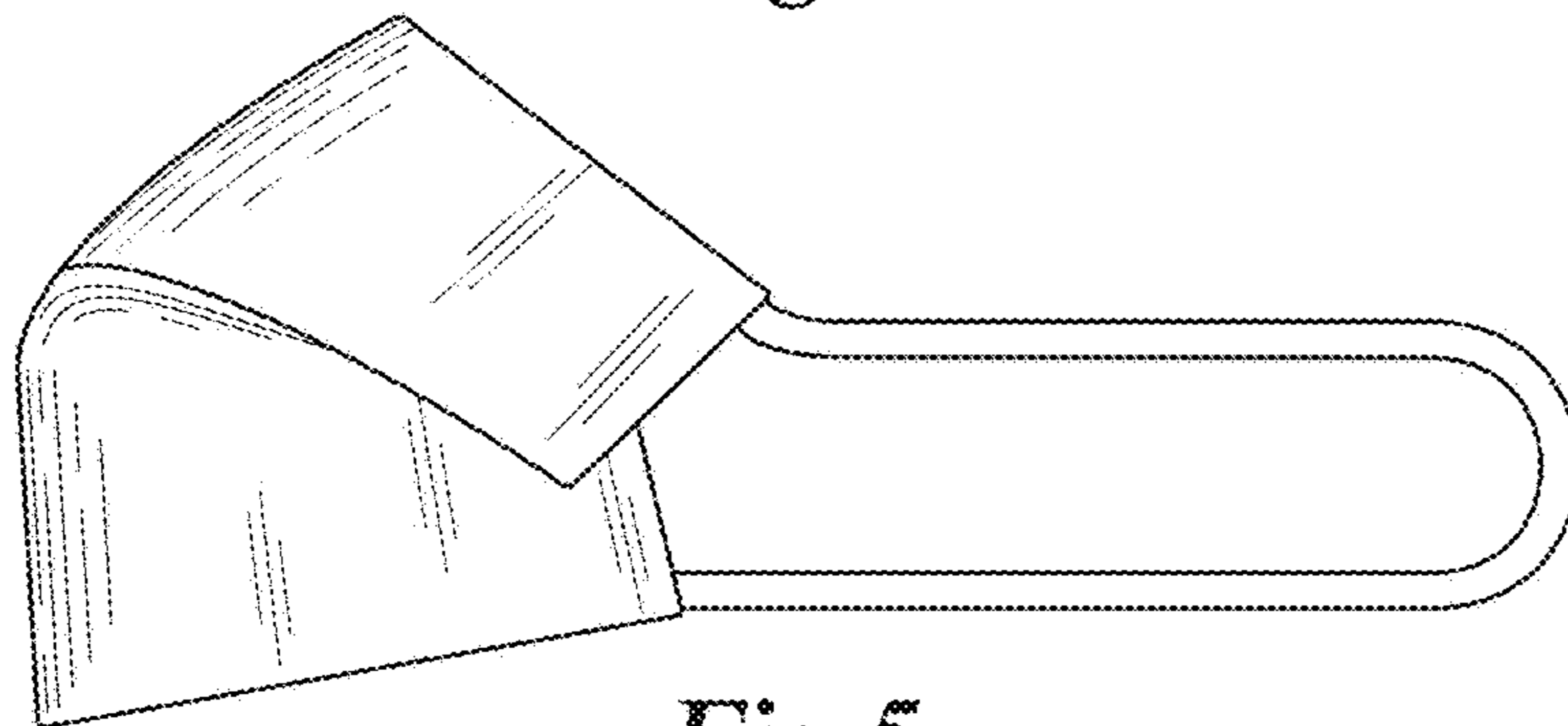


Fig. 5



Fig. 6

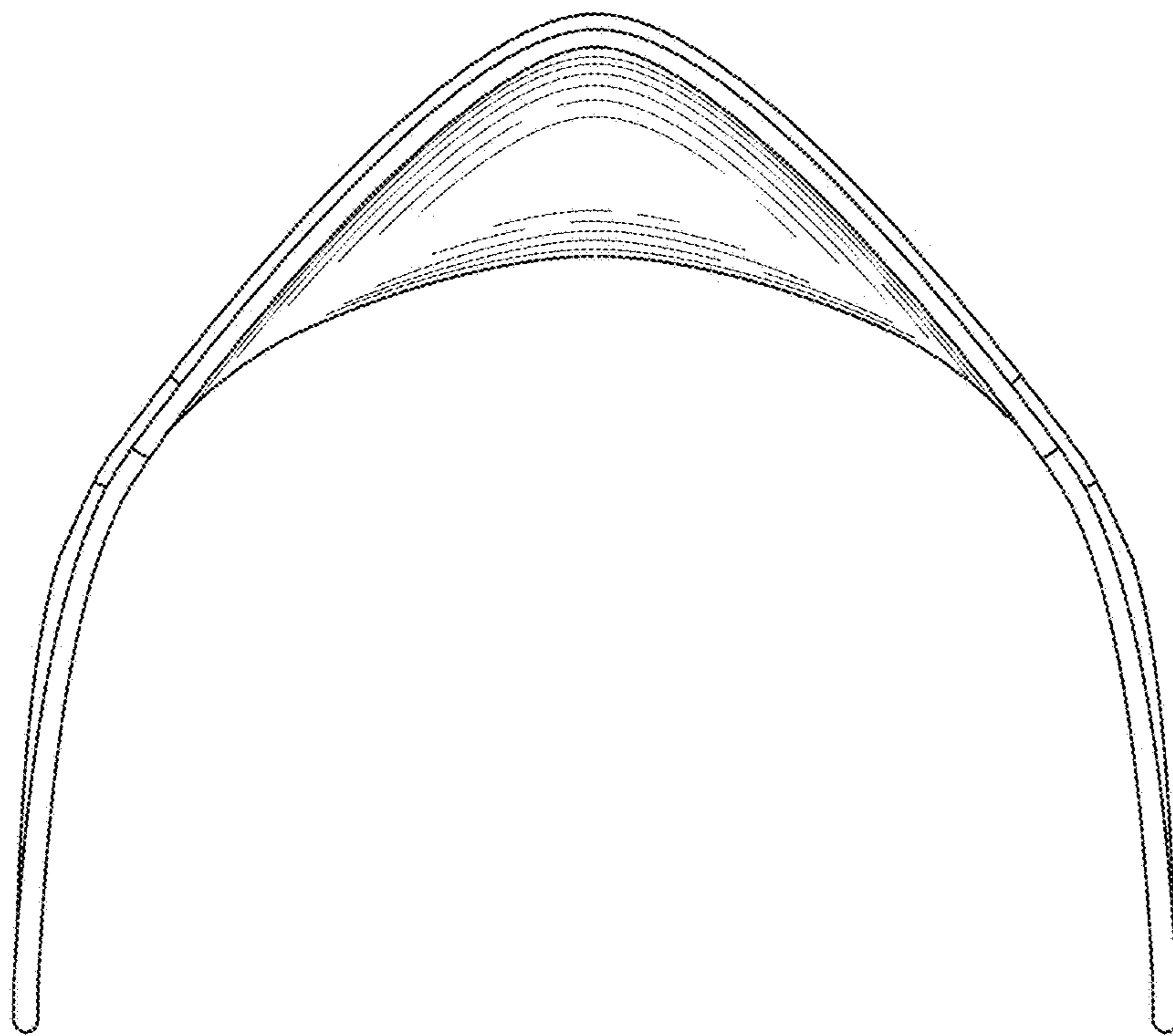


Fig. 7