



US00D782000S

(12) **United States Design Patent** (10) **Patent No.:** **US D782,000 S**
Morris et al. (45) **Date of Patent:** **** Mar. 21, 2017**

(54) **FILTER CAP** 7,178,179 B2 2/2007 Barnes
D548,307 S * 8/2007 Reynolds D23/209
(71) Applicant: **Caterpillar Inc.**, Peoria, IL (US) 7,410,575 B1 8/2008 Crawford et al.
(Continued)

(72) Inventors: **Bryant Morris**, Peoria, IL (US);
Jeffrey Ries, Metamora, IL (US); **Brian Sutton**,
Edwards, IL (US); **Matthew Johnson**, Peterborough (GB)

FOREIGN PATENT DOCUMENTS
DE 10 2006 051 406 A1 4/2008
DE 10 2007 048 550 A1 4/2008
(Continued)

(73) Assignee: **Caterpillar Inc.**, Peoria, IL (US)

(**) Term: **15 Years**

OTHER PUBLICATIONS
U.S. Appl. No. 14/605,457, filed Jan. 26, 2015 (unpublished).
(Continued)

(21) Appl. No.: **29/540,256**

(22) Filed: **Sep. 22, 2015**

Primary Examiner — Robin V Webster
(74) *Attorney, Agent, or Firm* — Saidman Design Law Group

(51) **LOC (10) Cl.** **23-01**

(52) **U.S. Cl.**
USPC **D23/209**

(57) **CLAIM**
The ornamental design for a filter cap, as shown and described.

(58) **Field of Classification Search**
USPC D23/213, 207, 209; 210/232, 234, 236,
210/493.2; 285/360, 361
CPC B01D 35/30; B01D 35/153; B01D 35/157
See application file for complete search history.

DESCRIPTION


(56) **References Cited**

U.S. PATENT DOCUMENTS

| | | |
|--------------|--------|------------------|
| 3,312,351 A | 4/1967 | Kasten |
| 3,390,778 A | 7/1968 | Uhen |
| 3,465,883 A | 9/1969 | Jumper |
| 4,136,035 A | 1/1979 | Bogomolov et al. |
| D319,295 S | 8/1991 | Ohaus |
| 5,084,170 A | 1/1992 | Janik et al. |
| D370,489 S | 6/1996 | Taggett et al. |
| D394,697 S | 5/1998 | Liang |
| 5,750,024 A | 5/1998 | Spearman |
| 5,770,065 A | 6/1998 | Popoff et al. |
| 6,082,230 A | 7/2000 | Steinweg |
| 6,340,035 B2 | 1/2002 | Wright |

FIG. 1 is a front perspective view of a filter cap showing our new design;
FIG. 2 is a front view thereof;
FIG. 3 is a rear view thereof;
FIG. 4 is a left side view thereof;
FIG. 5 is a right side view thereof;
FIG. 6 is a top view thereof; and,
FIG. 7 is a bottom view thereof.
The dashed broken lines represent structure or features which form no part of the claimed design; the broken lines themselves form no part of the claimed design.
The dot-dash broken lines represent boundaries of the claimed design; the dot-dash broken lines themselves form no part of the claimed design.

1 Claim, 4 Drawing Sheets



(56)

References Cited

U.S. PATENT DOCUMENTS

D591,414 S * 4/2009 Farnaby D23/209
 7,704,397 B2 4/2010 Meddock et al.
 D621,009 S 8/2010 Mjelde et al.
 7,938,963 B2 5/2011 Klein et al.
 8,167,966 B2 * 5/2012 Amirkhanian B01D 46/008
 210/470
 8,272,516 B2 9/2012 Salvador et al.
 D673,244 S 12/2012 Magargal et al.
 8,419,938 B2 4/2013 Ries et al.
 8,535,520 B2 9/2013 Reyinger et al.
 D717,395 S * 11/2014 Neto D23/209
 D720,838 S 1/2015 Yamagishi et al.
 D729,344 S * 5/2015 Colussi D23/209
 D730,731 S 6/2015 Bewley, Jr. et al.
 D732,145 S 6/2015 Yamagishi et al.
 D733,843 S 7/2015 Yamagishi et al.
 D734,861 S 7/2015 Johnson et al.
 D740,953 S 10/2015 Spears et al.
 2003/0178354 A1 9/2003 Wall
 2006/0091064 A1 5/2006 Brown et al.
 2007/0181481 A1 8/2007 Reynolds et al.
 2009/0127198 A1 5/2009 Salvador et al.

2011/0132828 A1 6/2011 Ries et al.
 2012/0080372 A1 4/2012 Ries et al.
 2014/0102967 A1 4/2014 Blunt et al.
 2014/0138303 A1 5/2014 Takeda et al.

FOREIGN PATENT DOCUMENTS

FR 2829703 3/2004
 GB 950333 2/1964
 GB 1088029 10/1967
 WO 2009/095339 A1 8/2009
 WO 2014/059184 A1 4/2014
 WO 2014/082762 A1 6/2014

OTHER PUBLICATIONS

U.S. Appl. No. 14/605,533, filed Jan. 26, 2015 (unpublished).
 U.S. Appl. No. 29/515,706, filed Jan. 26, 2015 (unpublished).
 U.S. Appl. No. 29/540,250, filed Sep. 22, 2015 (unpublished).
 U.S. Appl. No. 14/861,060, filed Sep. 22, 2015 (unpublished).
 U.S. Appl. No. 14/861,012, filed Sep. 22, 2015 (unpublished).
 U.S. Appl. No. 29/553,264, filed Jan. 29, 2016 (unpublished).

* cited by examiner

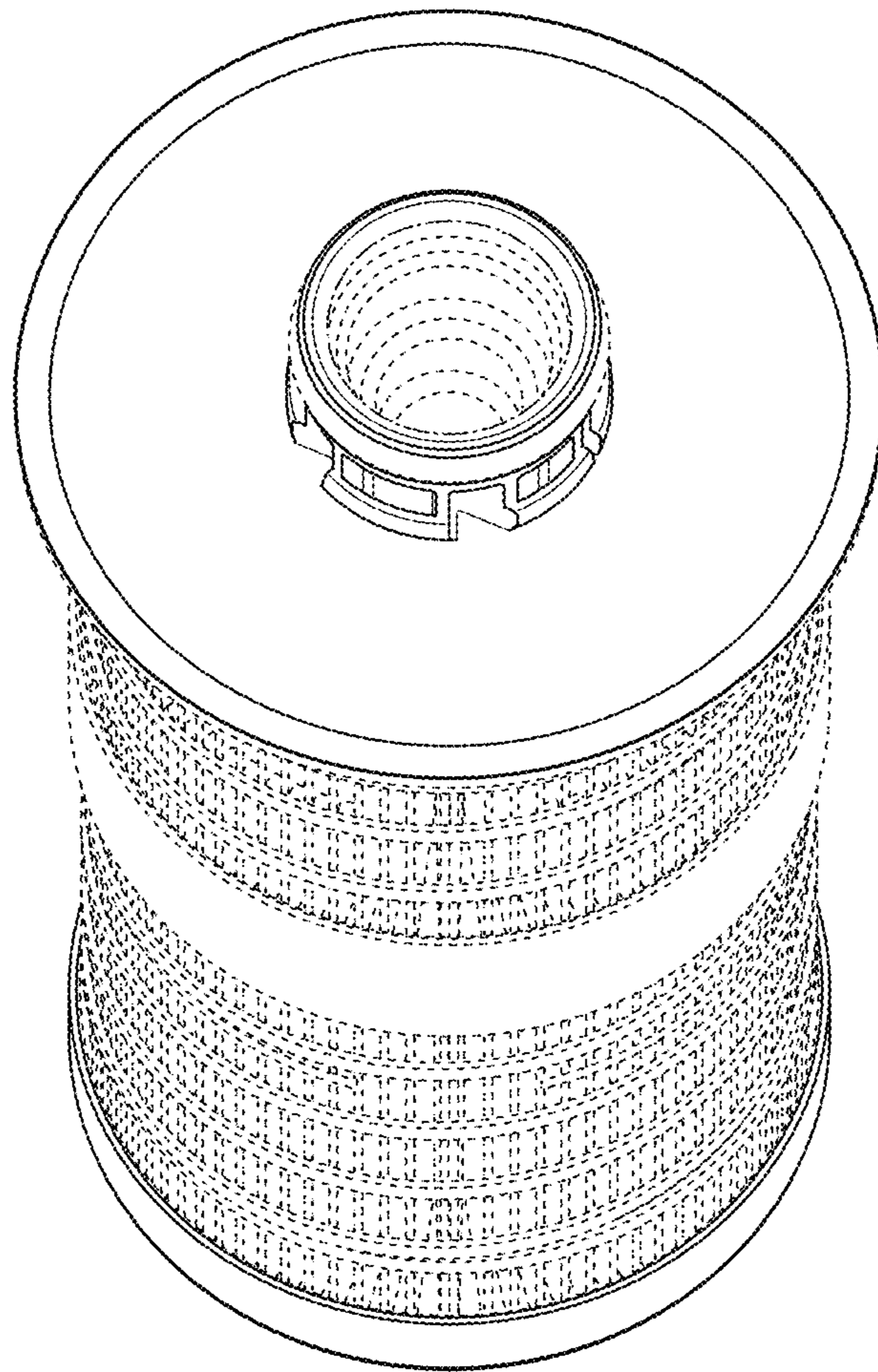


FIG. 1

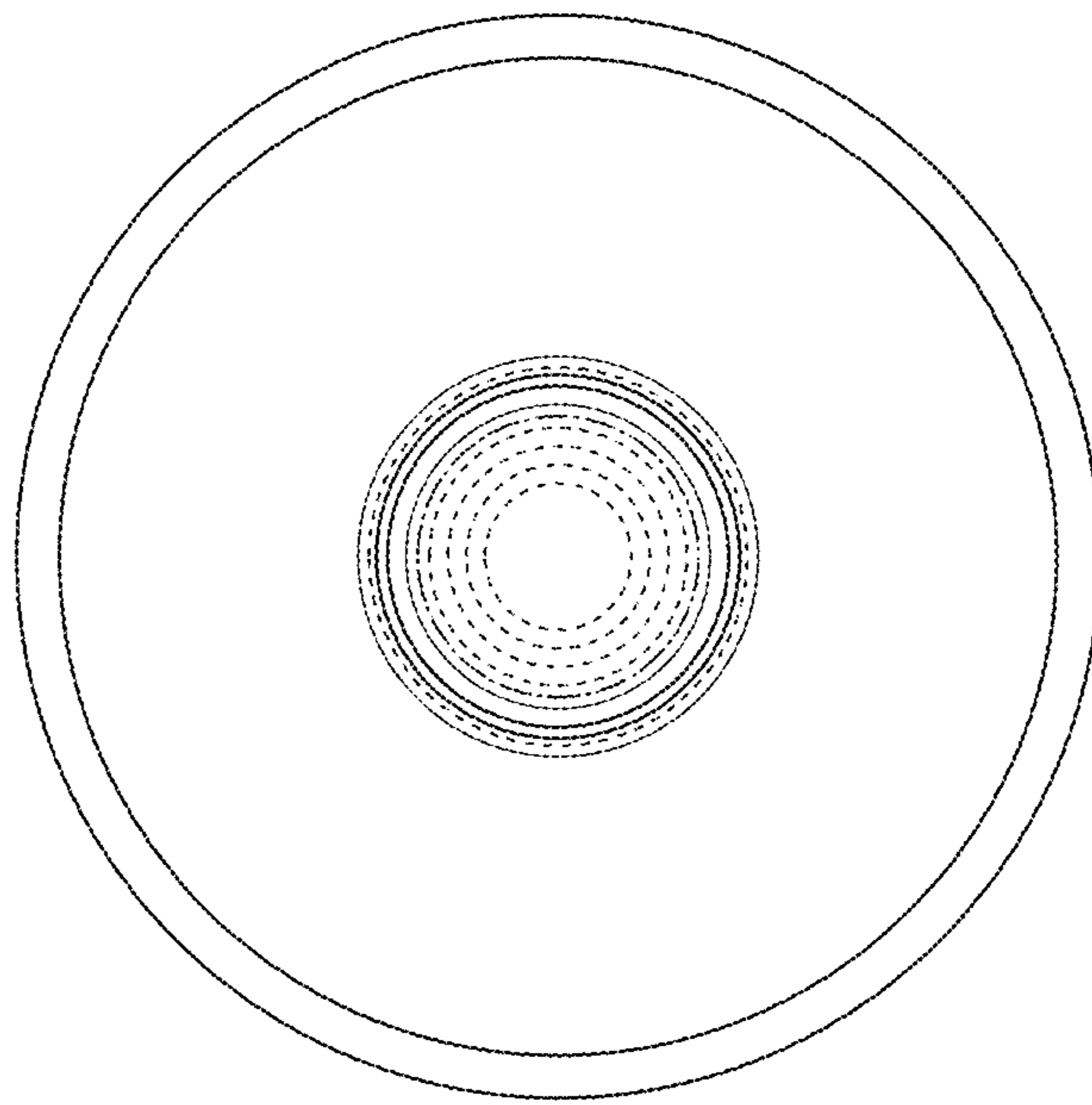


FIG. 2




FIG. 3




FIG. 4




FIG. 5

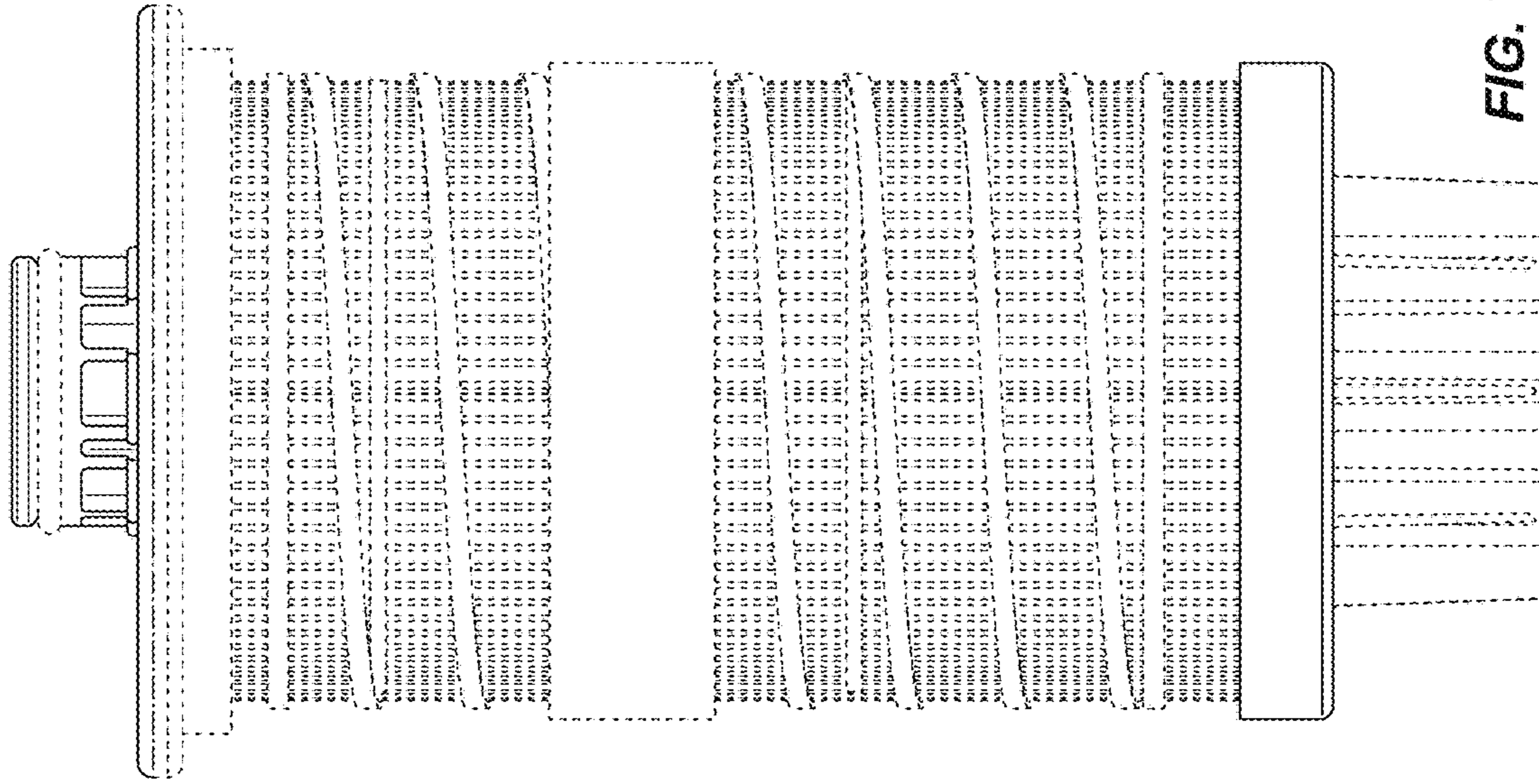


FIG. 6




FIG. 7