



US00D781994S

(12) **United States Design Patent** (10) **Patent No.:** **US D781,994 S**  
**Mathews** (45) **Date of Patent:** **\*\* Mar. 21, 2017**

(54) **FISHING LURE**  
(71) Applicant: **Richard M. Mathews**, Beach Park, IL (US)  
(72) Inventor: **Richard M. Mathews**, Beach Park, IL (US)  
(\*\*) Term: **15 Years**  
(21) Appl. No.: **29/546,942**  
(22) Filed: **Nov. 30, 2015**  
(51) **LOC (10) Cl.** ..... **22-05**  
(52) **U.S. Cl.**  
USPC ..... **D22/133**  
(58) **Field of Classification Search**  
USPC ..... D22/126, 127, 128, 129, 130, 131, 132, D22/133, 135, 144  
CPC ..... A01K 85/00; A01K 85/01; A01K 85/02; A01K 85/10; A01K 85/16; A01K 85/18  
See application file for complete search history.

(56) **References Cited**

**U.S. PATENT DOCUMENTS**

D248,868	S	*	8/1978	Williams, Jr.	.....	D22/127
4,926,578	A		5/1990	Morse et al.		
5,301,453	A		4/1994	Terrill		
D369,199	S	*	4/1996	Coggins	.....	D22/126
D369,200	S	*	4/1996	Huddleston	.....	D22/133
D381,062	S	*	7/1997	Hansen	.....	D22/133
5,647,163	A		7/1997	Gorney		
D437,025	S	*	1/2001	Peck	.....	D22/131
D548,302	S	*	8/2007	Steckelberg	.....	D22/133
D561,867	S	*	2/2008	Anderson	.....	D22/133
D676,104	S	*	2/2013	Cook, Jr.	.....	D22/133
D676,519	S	*	2/2013	Cook, Jr.	.....	D22/133
D684,236	S		6/2013	Rago		
D696,379	S	*	12/2013	Lindsey	.....	D22/126
D704,795	S	*	5/2014	Patrick	.....	D22/133

D705,891	S		5/2014	King		
D713,925	S	*	9/2014	Vainio	.....	D22/133
D739,914	S	*	9/2015	Cook, Jr.	.....	D22/133
D741,447	S	*	10/2015	Cook, Jr.	.....	D22/133
D742,473	S	*	11/2015	Cook, Jr.	.....	D22/131
D742,474	S	*	11/2015	Cook, Jr.	.....	D22/132
D742,477	S	*	11/2015	Cook, Jr.	.....	D22/133
D742,478	S	*	11/2015	Cook, Jr.	.....	D22/133
D742,479	S	*	11/2015	Cook, Jr.	.....	D22/133
D760,341	S	*	6/2016	Sanford	.....	D22/133

(Continued)

*Primary Examiner* — Manpreet Matharu  
*Assistant Examiner* — Suzanne Tisdell  
(74) *Attorney, Agent, or Firm* — Jansson Munger  
McKinley & Kirby Ltd.

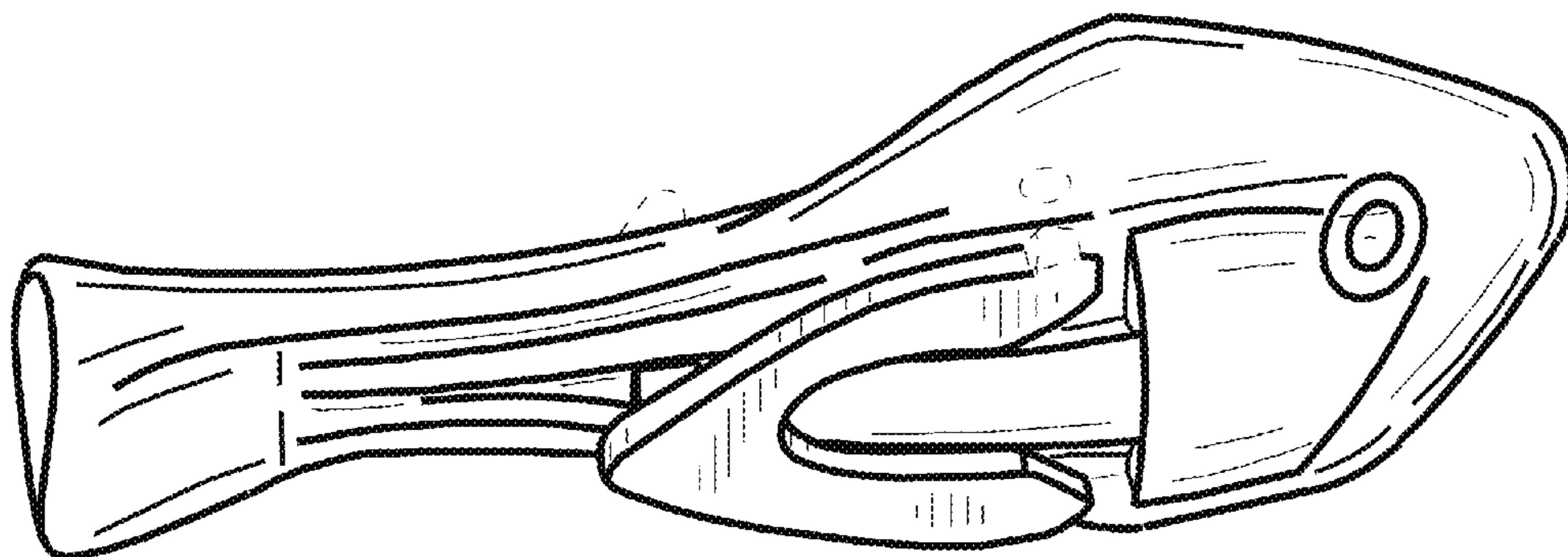
(57) **CLAIM**

The ornamental design of a fishing lure, as shown and described.

**DESCRIPTION**

FIG. 1 is a perspective view of the fishing lure of the present design;  
FIG. 2 is a back perspective view of the fishing lure shown in FIG. 1;  
FIG. 3 is a right side view of the fishing lure shown in FIG. 1;  
FIG. 4 is a left side view of the fishing lure shown in FIG. 1;  
FIG. 5 is a top view of the fishing lure shown in FIG. 1;  
FIG. 6 is a bottom view of the fishing lure shown in FIG. 1;  
FIG. 7 is a front view of the fishing lure shown in FIG. 1; and,  
FIG. 8 is a back view of the fishing lure shown in FIG. 1.  
The broken lines depict environment and form no part of the claimed design.

**1 Claim, 8 Drawing Sheets**



(56)

**References Cited**

U.S. PATENT DOCUMENTS

D760,865	S *	7/2016	Taboada .....	D22/133
2007/0175083	A1 *	8/2007	Wilson .....	A01K 85/02 43/42.15
2010/0146837	A1 *	6/2010	Zernov .....	A01K 85/18 43/42.15
2013/0097915	A1 *	4/2013	Tamburro .....	A01K 85/00 43/43.16
2015/0089858	A1 *	4/2015	Burdick .....	A01K 85/16 43/42.09
2015/0150226	A1 *	6/2015	McLeod .....	A01K 85/16 43/42.06
2015/0289491	A1 *	10/2015	Mancini .....	A01K 85/01 43/17.6
2016/0000057	A1 *	1/2016	Mistilis .....	A01K 85/10 43/17.6
2016/0021859	A1 *	1/2016	Stull .....	A01K 83/00 43/44.83
2016/0157471	A1 *	6/2016	Leppala .....	A01K 85/16 43/42.22
2016/0165866	A1 *	6/2016	LaMey .....	A01K 85/18 43/42.09

\* cited by examiner

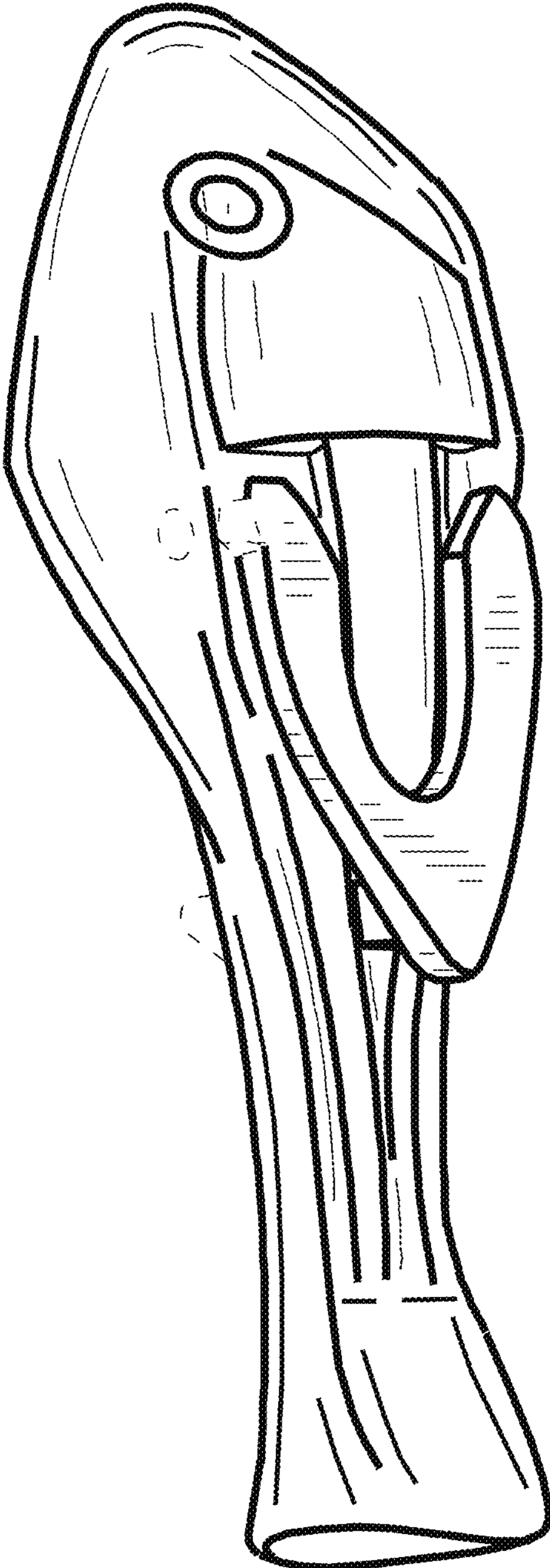


FIG. 1



FIG. 2

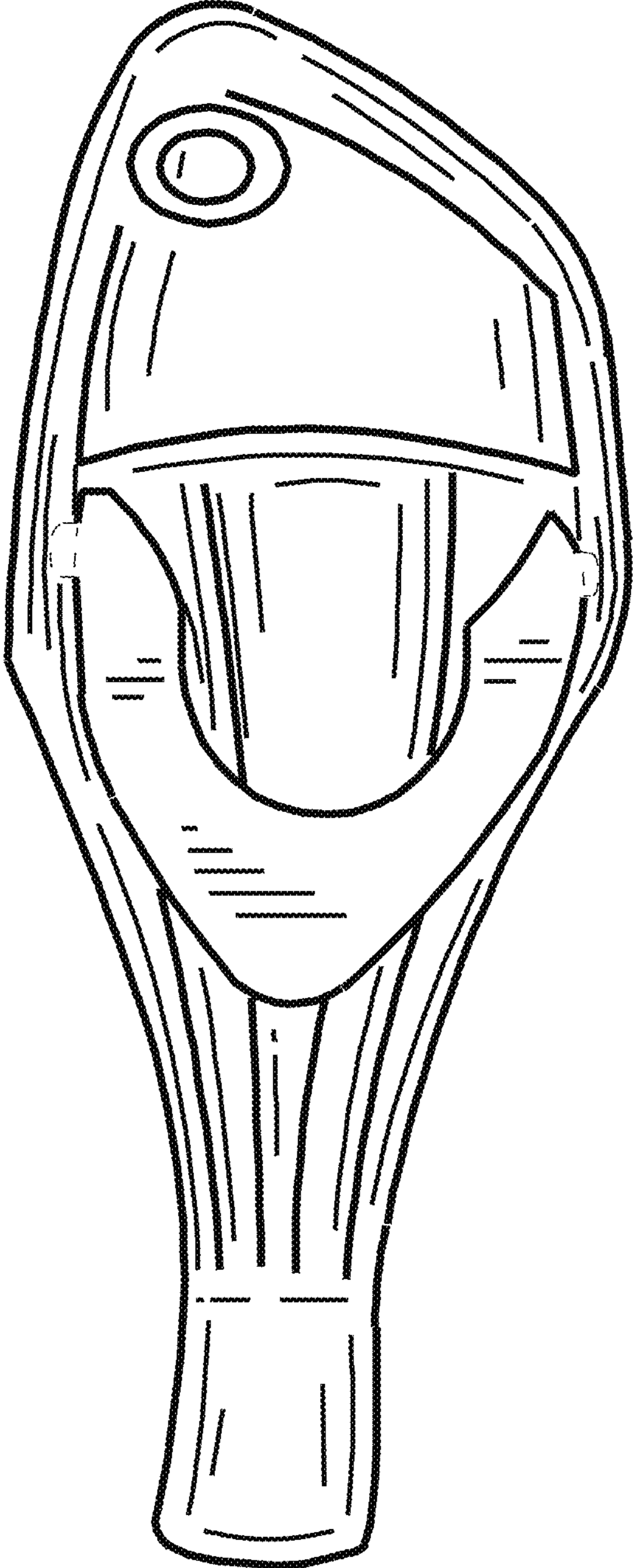


FIG. 3




FIG. 4



FIG. 5



FIG. 6






FIG. 7

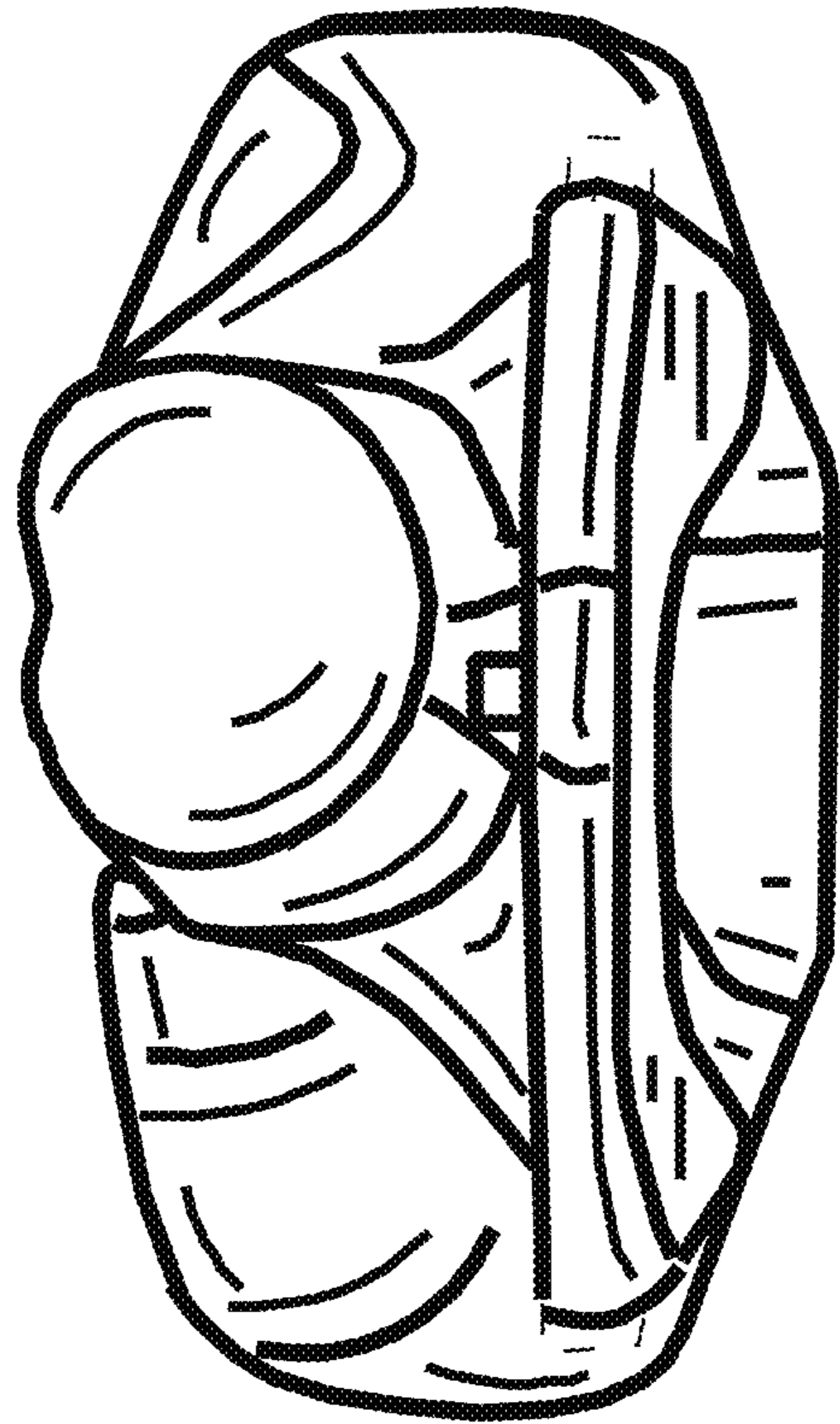


FIG. 8