



US00D781993S

(12) **United States Design Patent**  
**Schultz**

(10) **Patent No.:** **US D781,993 S**  
(45) **Date of Patent:** **\*\* Mar. 21, 2017**

- (54) **DOMED AIRGUN PELLET**
- (71) Applicant: **Crosman Corporation**, Bloomfield, NY (US)
- (72) Inventor: **Edward G. Schultz**, Rochester, NY (US)
- (73) Assignee: **Crosman Corporation**, Bloomfield, NY (US)
- (\*\*) Term: **15 Years**
- (21) Appl. No.: **29/534,469**
- (22) Filed: **Jul. 29, 2015**
- (51) **LOC (10) Cl.** ..... **22-03**
- (52) **U.S. Cl.**  
USPC ..... **D22/116**
- (58) **Field of Classification Search**  
USPC ..... D22/115–116  
CPC ..... F41A 9/83; F41A 9/82; F41A 9/01; F41A 9/09; F41A 9/86; F42B 30/02; F42B 5/02; F42B 5/26; F42B 12/34; F42B 8/04; F42B 10/22; F42B 8/14  
See application file for complete search history.

D661,047 S *	6/2012	Leleniak .....	D1/106
D737,874 S *	9/2015	Powers, Jr. ....	D15/128
D752,174 S *	3/2016	Schultz .....	D22/116
9,354,027 B2 *	5/2016	Flint .....	F42B 12/367
2016/0047638 A1 *	2/2016	Golloher .....	F42B 12/34 102/501

\* cited by examiner

*Primary Examiner* — Michael A Pratt  
(74) *Attorney, Agent, or Firm* — Brian B. Shaw, Esq.;  
Harter Secrest & Emery LLP

(57) **CLAIM**

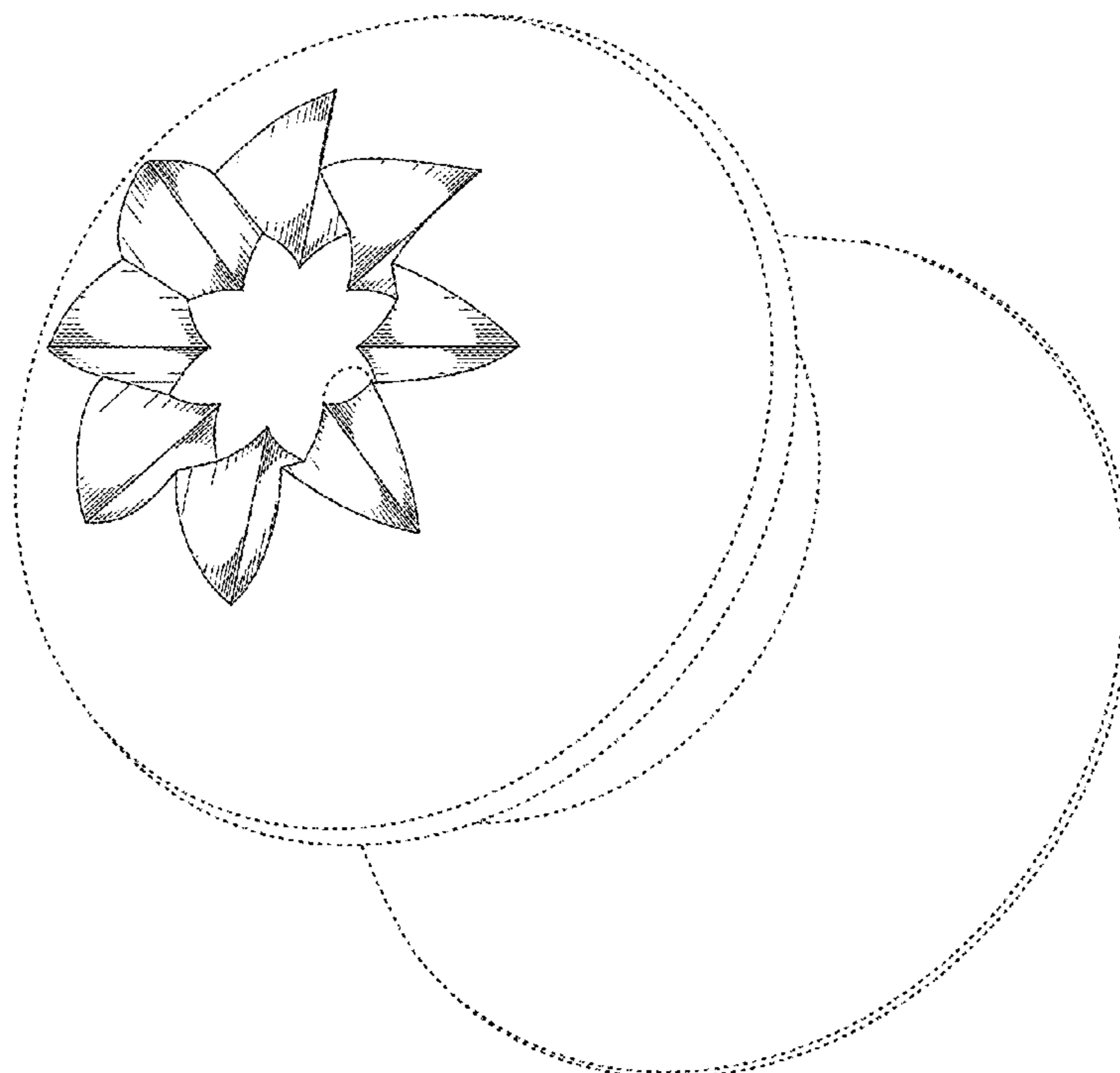
The ornamental design of a domed airgun pellet, as shown and described.

**DESCRIPTION**

FIG. 1 is a top angled perspective view of a domed airgun pellet in accordance with the present invention; FIG. 2 is a top view thereof; FIG. 3 is a bottom view thereof; and FIG. 4 is a front elevational view thereof, wherein a rear elevational view is identical; and, FIG. 5 is a right elevational view thereof, wherein the left elevational view is identical. The domed airgun pellet is not limited to the scale shown herein. The broken lines of the Figures are for illustrative purposes only and form no part of the claimed design.

**1 Claim, 5 Drawing Sheets**

- (56) **References Cited**  
U.S. PATENT DOCUMENTS  
4,829,906 A \* 5/1989 Kaswer ..... F42B 30/02  
102/508  
D632,357 S \* 2/2011 Dixon ..... D22/116



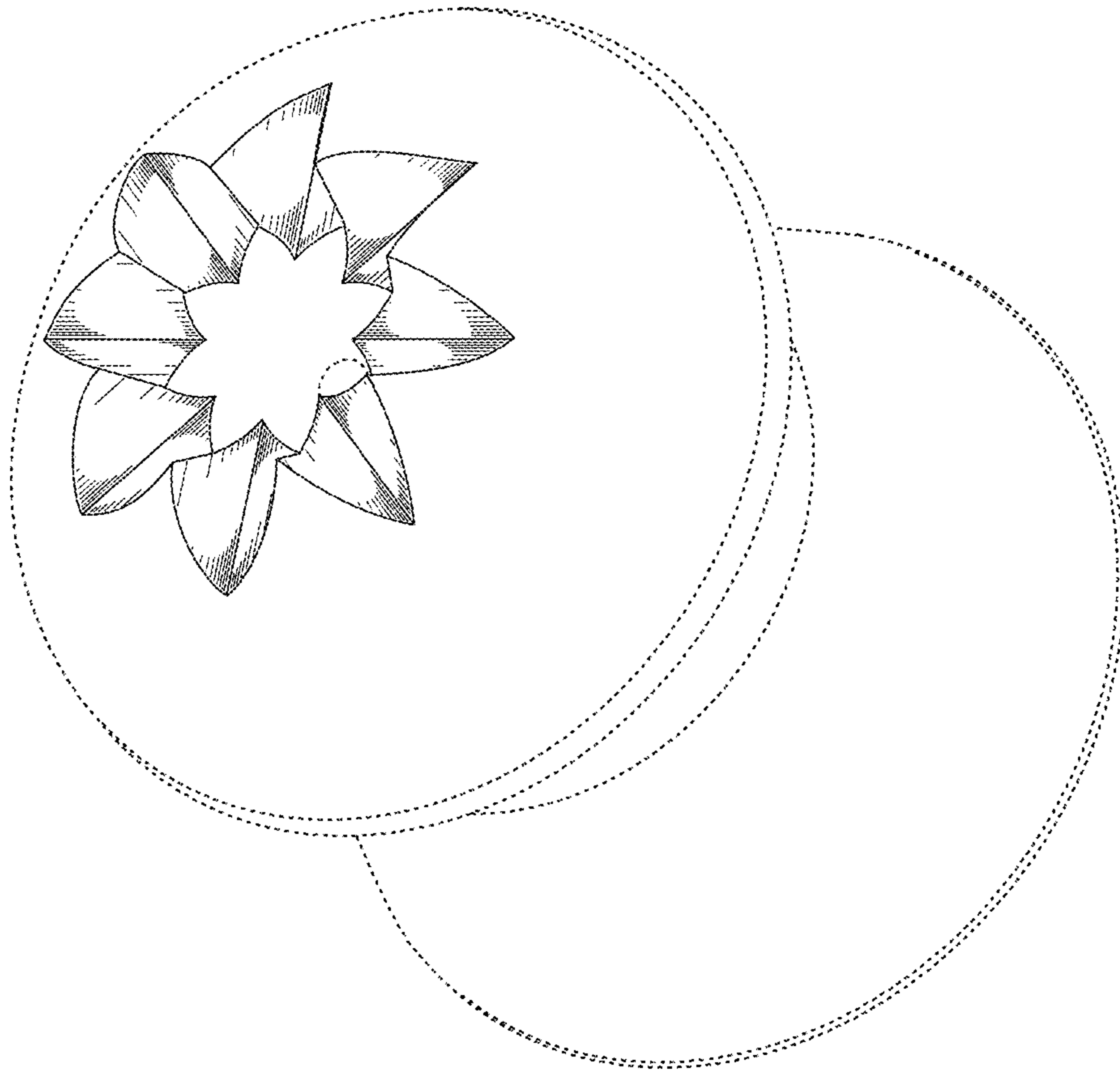


FIG. 1




FIG. 2

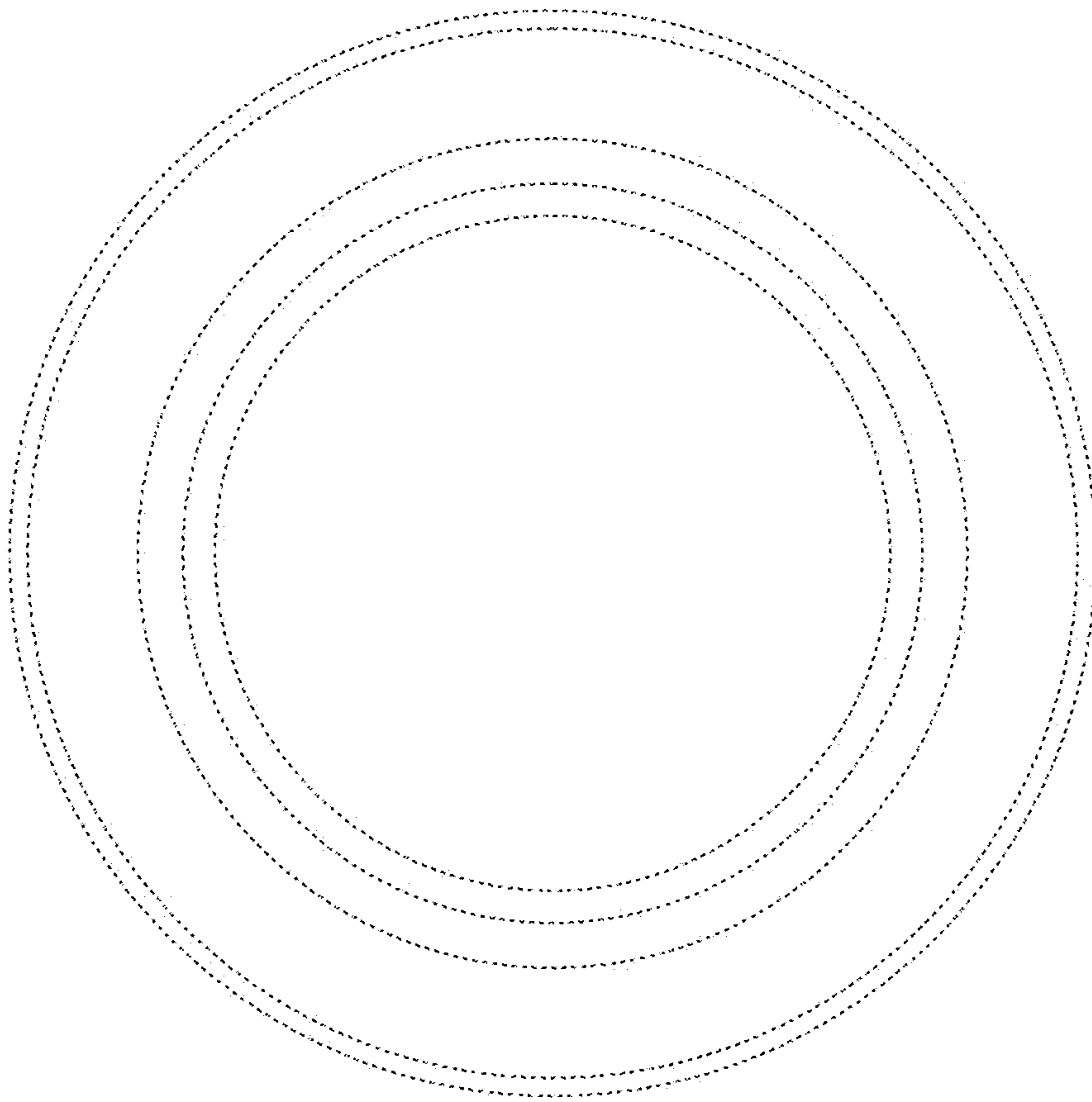


FIG. 3

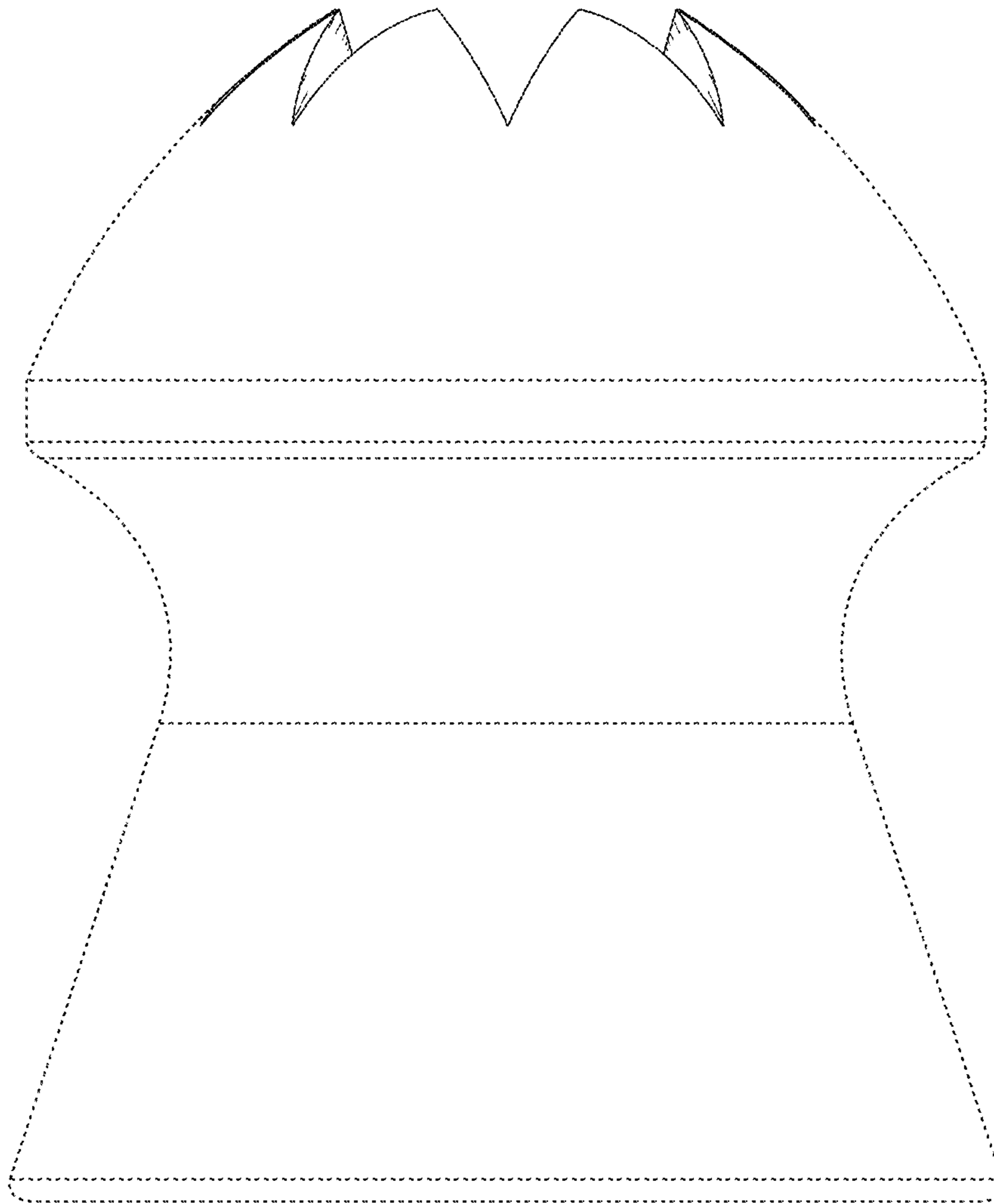


FIG. 4

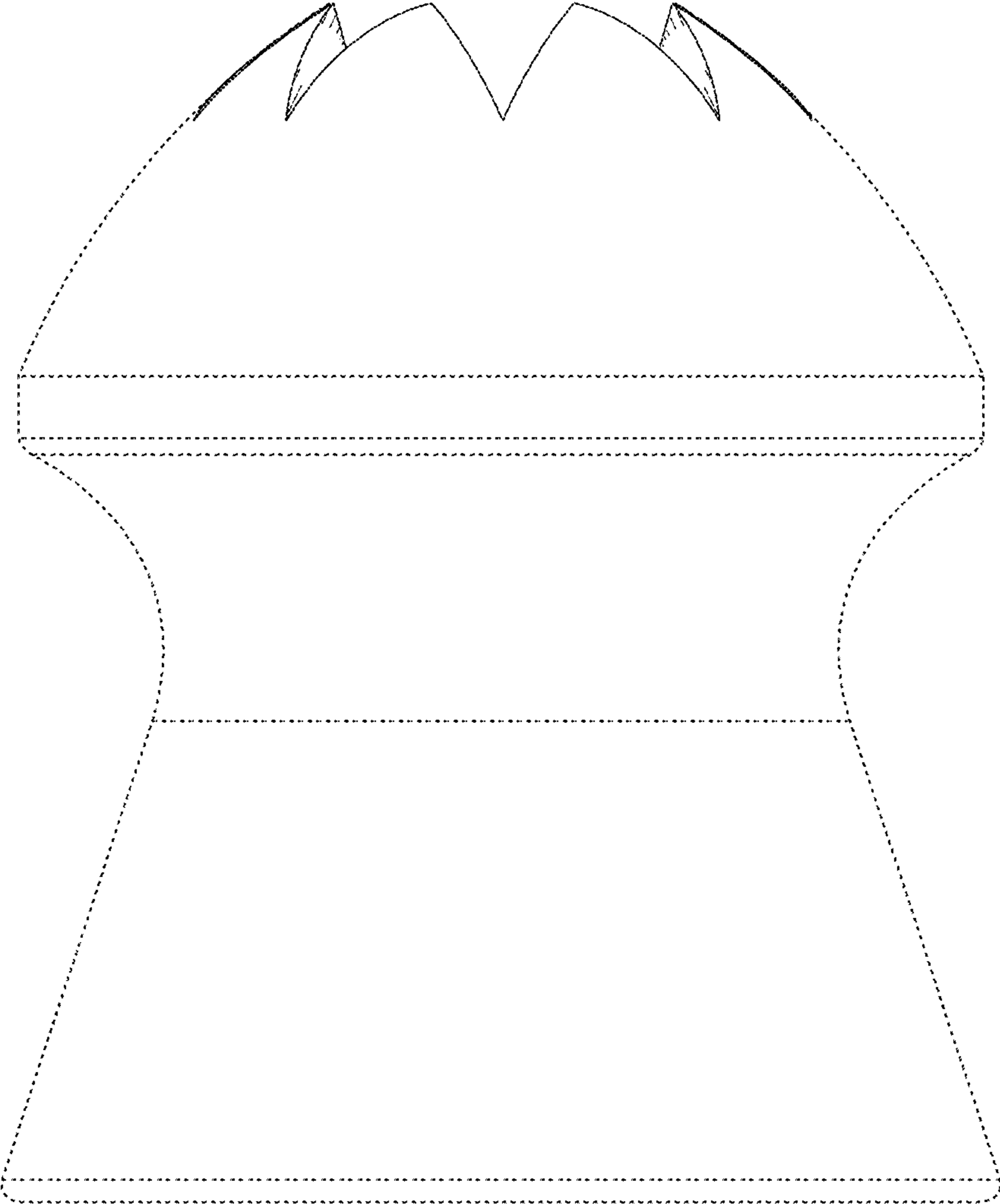


FIG. 5