



US00D781988S

(12) **United States Design Patent**
Geissele

(10) **Patent No.:** **US D781,988 S**
(45) **Date of Patent:** **** Mar. 21, 2017**

(54) **FIREARM CHARGING HANDLE**

(71) Applicant: **WHG Properties, LLC**, North Wales, PA (US)

(72) Inventor: **William H. Geissele**, Lower Gwynedd, PA (US)

(73) Assignee: **WHG Properties, LLC**, North Wales, PA (US)

(**) Term: **15 Years**

(21) Appl. No.: **29/575,926**

(22) Filed: **Aug. 30, 2016**

Related U.S. Application Data

(62) Division of application No. 29/542,114, filed on Jul. 1, 2015, now Pat. No. Des. 772,369.

(51) **LOC (10) Cl.** **22-01**

(52) **U.S. Cl.**
USPC **D22/108**

(58) **Field of Classification Search**
USPC D22/108, 199; D21/572-575; 42/51, 42/71.01, 72, 75.01, 75, 2, 90, 94, 111, 42/125, 134, 136, 139; 89/40.06, 41.19, 89/37.04, 33.04, 191.01, 200-204; 124/66, 67, 72, 74
CPC F41A 3/72; F41A 3/26; F41A 7/00; F41A 7/02; F41A 9/38; F41A 3/18
See application file for complete search history.

(56) **References Cited**

U.S. PATENT DOCUMENTS

7,240,600	B1	7/2007	Bordson
7,832,322	B1	11/2010	Hoel
7,861,635	B1	1/2011	Hoel
7,900,546	B2	3/2011	Bordson
8,104,393	B2	1/2012	Kincel

(Continued)

OTHER PUBLICATIONS

ar15news.com available at <http://www.ar15news.com/2015/05/16/sneak-peek-rainier-arms-avalanche-ambi-charging-handle/> (May 22, 2015).

(Continued)

Primary Examiner — Susan Bennett Hattan

Assistant Examiner — S. Bryan Reinholdt, Jr.

(74) *Attorney, Agent, or Firm* — Merchant & Gould, PC

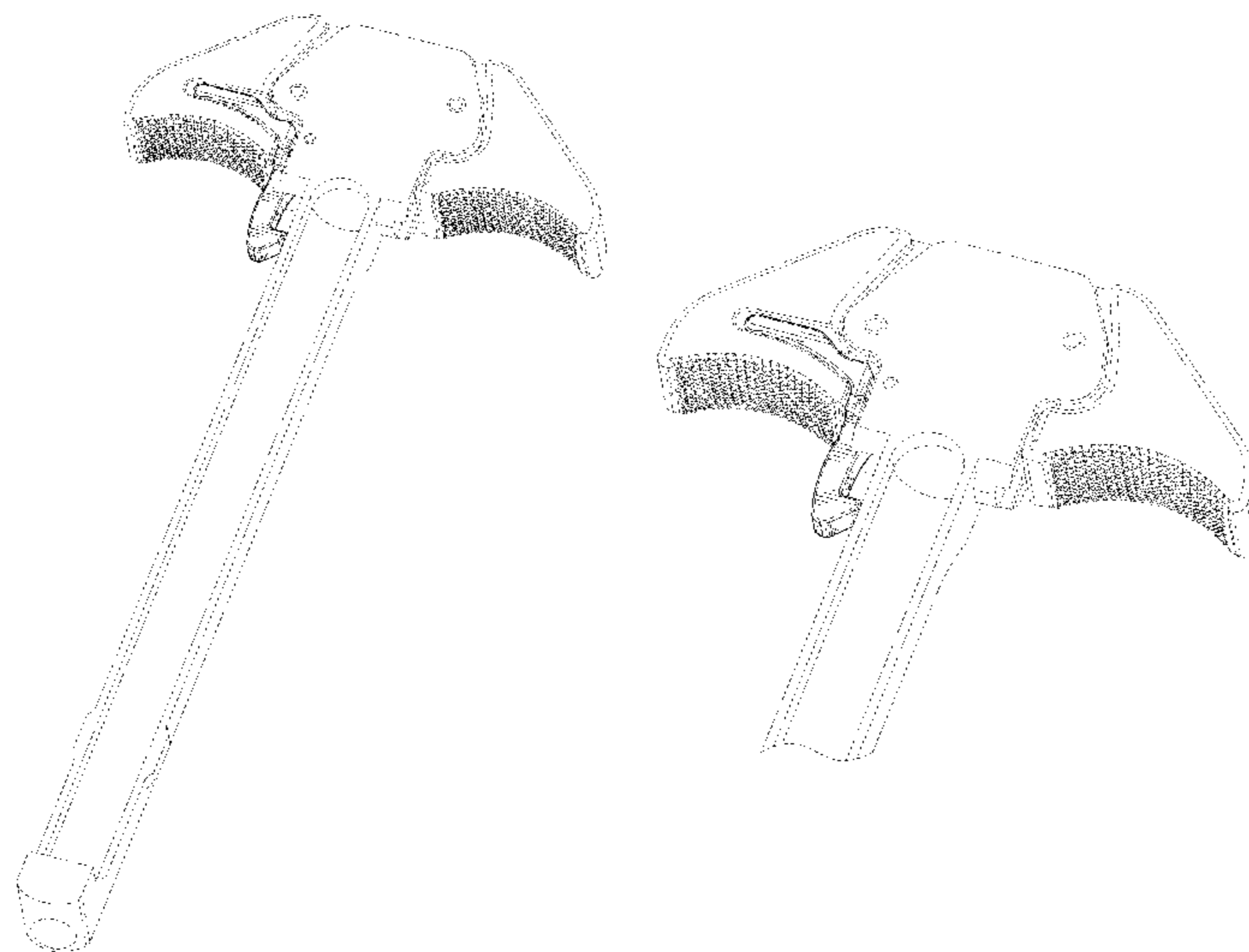
(57) **CLAIM**

The ornamental design for a firearm charging handle, as shown and described.

DESCRIPTION

FIG. 1 is a bottom, front, right side perspective view of a firearm charging handle according to the present disclosure; FIG. 2 is a bottom, front, right side perspective view of a rear portion of the firearm charging handle of FIG. 1; FIG. 3 is a top view of a rear portion of the firearm charging handle of FIG. 1; FIG. 4 is a bottom view of a rear portion of the firearm charging handle of FIG. 1; FIG. 5 is a right side view of a rear portion of the firearm charging handle of FIG. 1; FIG. 6 is a left side view of a rear portion of the firearm charging handle of FIG. 1; FIG. 7 is a rear view of a rear portion of the firearm charging handle of FIG. 1; and, FIG. 8 is a front view of a rear portion of the firearm charging handle of FIG. 1. The broken lines in the Figures illustrate portions of the firearm charging handle that form no part of the claimed design.

1 Claim, 4 Drawing Sheets



(56)

References Cited

U.S. PATENT DOCUMENTS

8,261,649	B2	9/2012	Fitzpatrick	
8,336,436	B2	12/2012	Kincel	
8,356,537	B2	1/2013	Kincel	
D694,354	S	11/2013	Underwood	
D705,384	S	5/2014	Underwood	
8,820,210	B2	9/2014	Melville	
8,960,066	B2	2/2015	Gomez	
D726,860	S	4/2015	Underwood	
D738,452	S	9/2015	Underwood	
D749,687	S	2/2016	Warensford	
D772,369	S	* 11/2016	Geissele	D22/108

OTHER PUBLICATIONS

Highjack86, Rainier Arms Avalanche Ami Charging Handle—
Preview/Initial Impressions (Jul. 16, 2015).

* cited by examiner

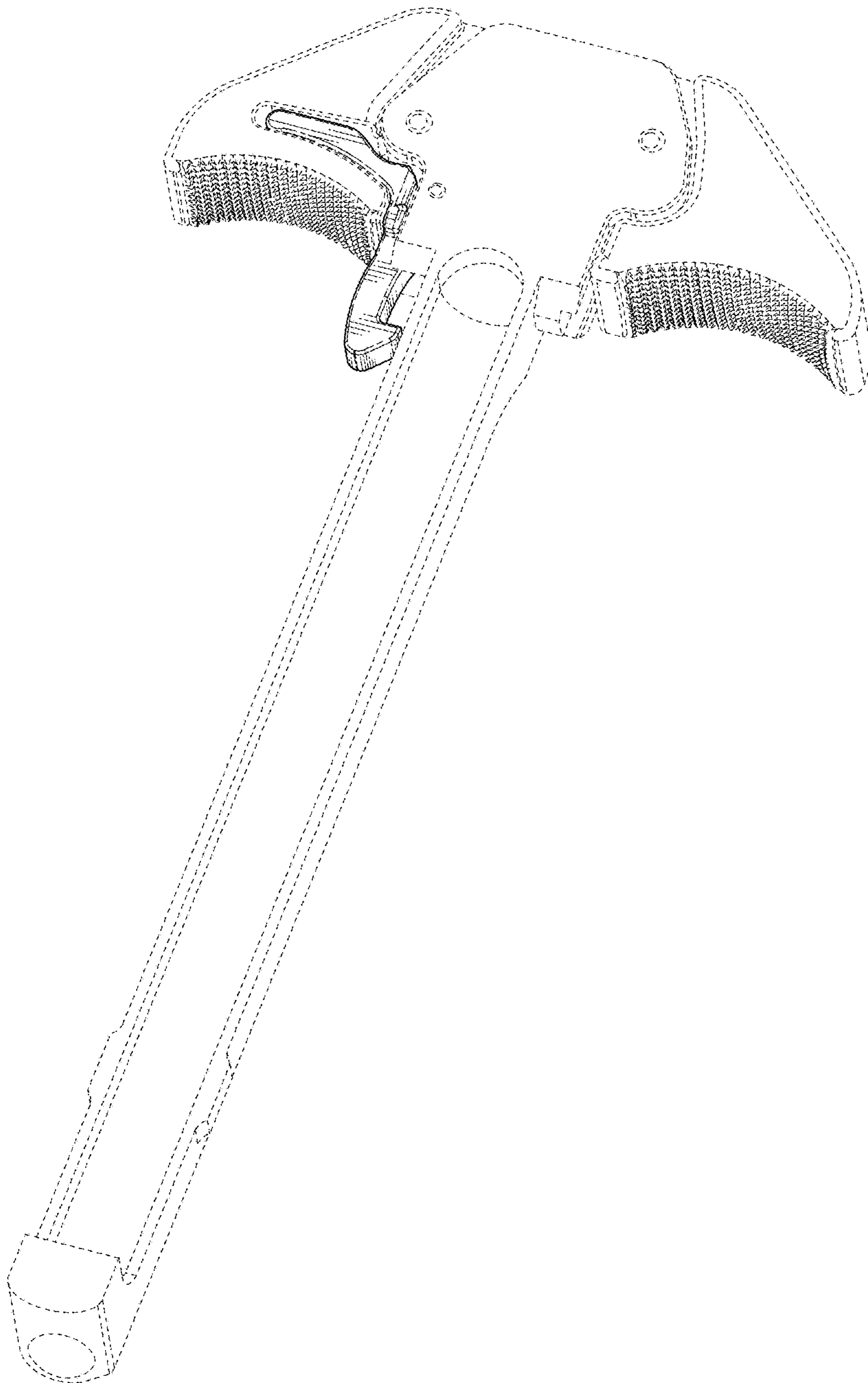


FIG. 1

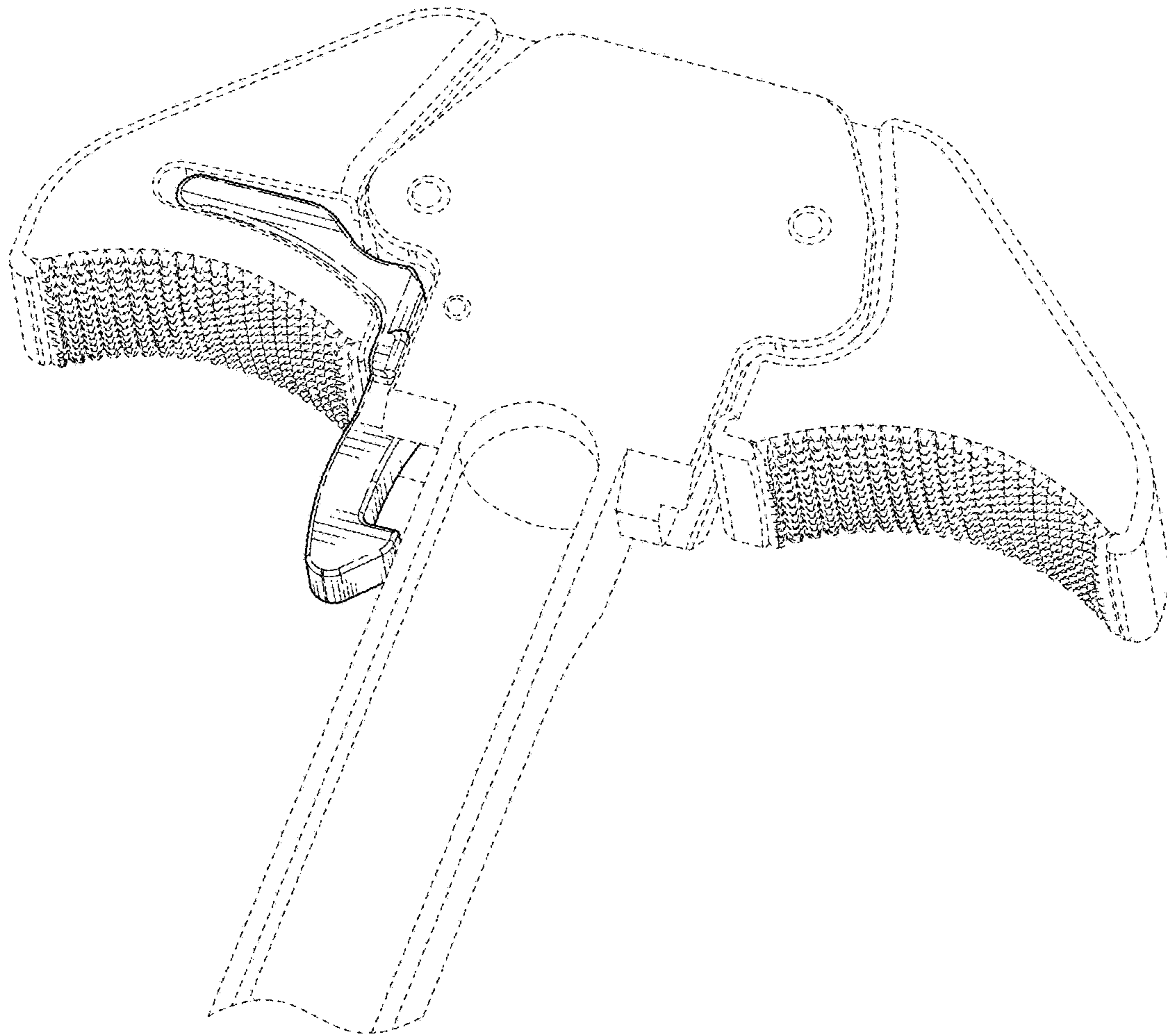


FIG. 2

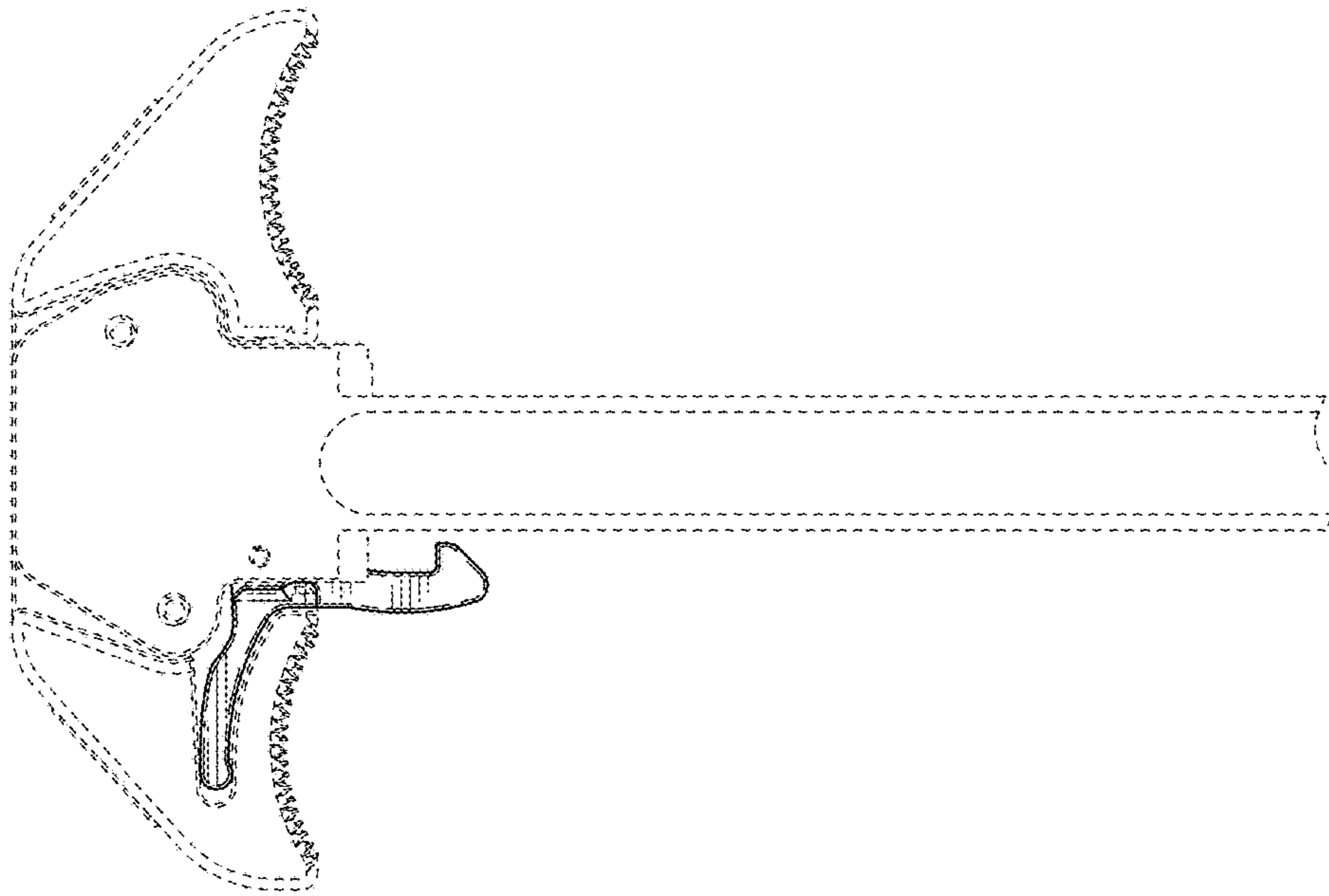


FIG. 4

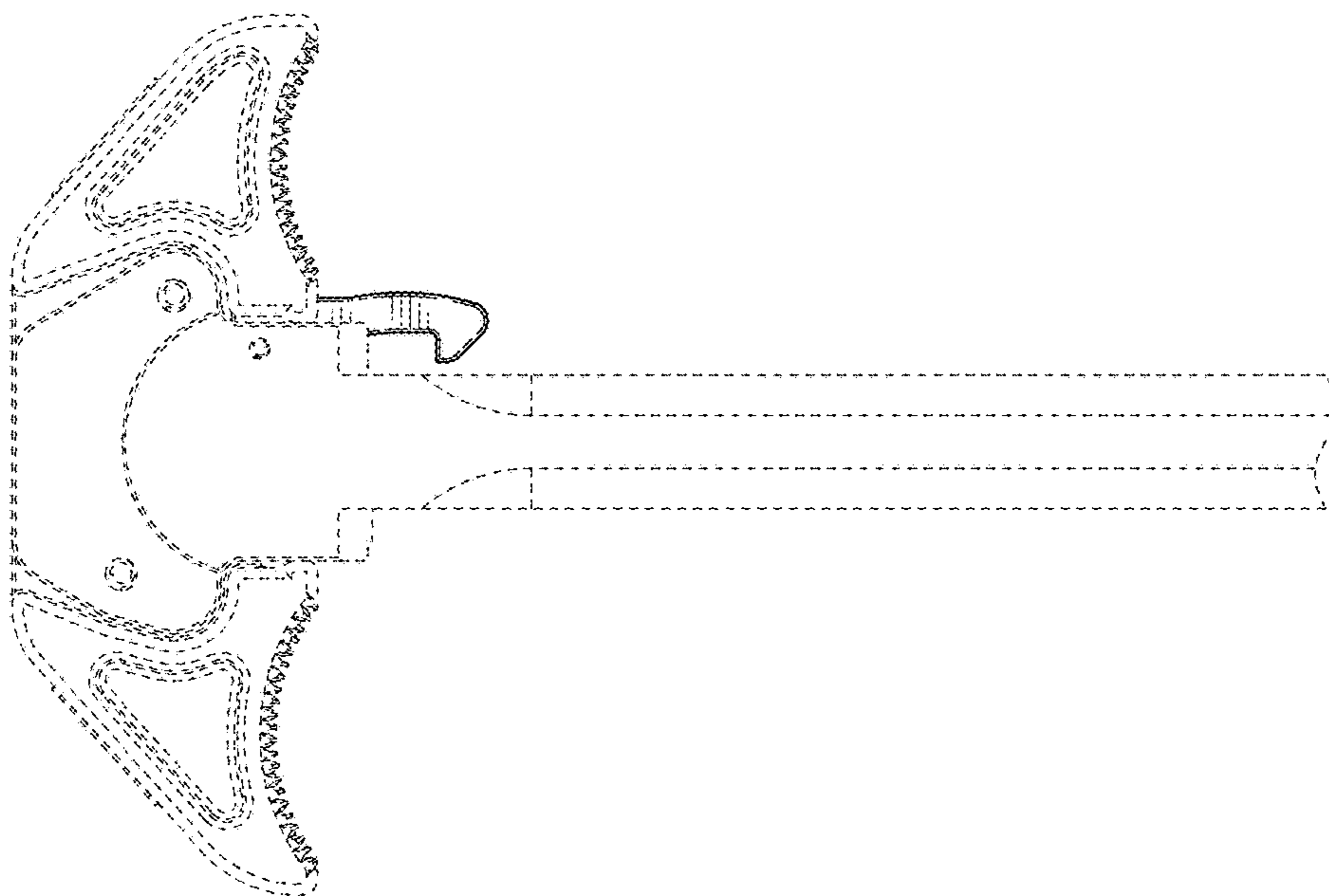


FIG. 3




FIG. 5

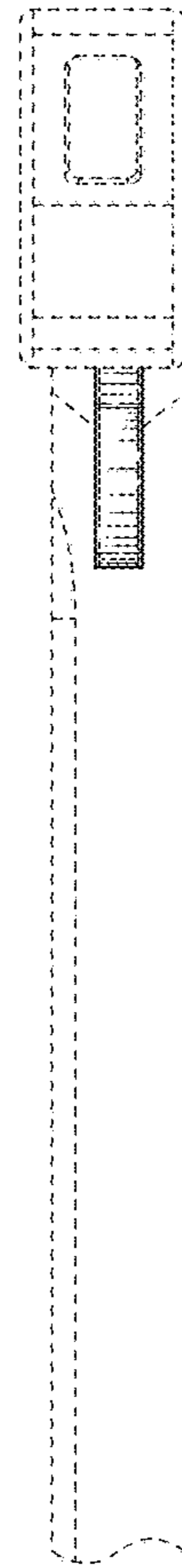


FIG. 6




FIG. 7

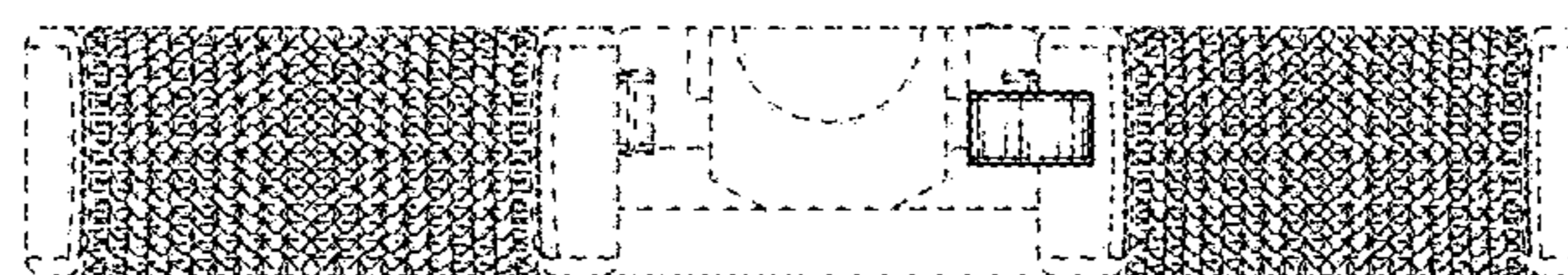


FIG. 8