



US00D781939S

(12) **United States Design Patent**  
**Bernardy**

(10) **Patent No.:** **US D781,939 S**  
(45) **Date of Patent:** **\*\* Mar. 21, 2017**

- (54) **BLADE**
- (71) Applicant: **Eckhard Bernardy**, Woodland, WA (US)
- (72) Inventor: **Eckhard Bernardy**, Woodland, WA (US)
- (\*\*) Term: **15 Years**
- (21) Appl. No.: **29/505,082**
- (22) Filed: **May 18, 2015**
- (51) **LOC (10) Cl.** ..... **15-09**
- (52) **U.S. Cl.**  
USPC ..... **D15/133; D8/20**
- (58) **Field of Classification Search**  
USPC ..... D7/376; D8/8, 70, 80; D15/20, 28, 126, D15/133, 139  
See application file for complete search history.

D295,524 S *	5/1988	Rowan	.....	D15/28
4,890,448 A *	1/1990	Doi	.....	A01D 34/73
				30/240
D349,291 S *	8/1994	Forbush	.....	D15/17
D357,482 S *	4/1995	Forbush	.....	D15/17
D518,491 S *	4/2006	Vaughn	.....	D15/28
D523,028 S *	6/2006	Fitzpatrick	.....	D15/29
D524,827 S *	7/2006	Byrne	.....	D15/29
D594,040 S *	6/2009	Cadwallader	.....	D15/138
D599,384 S *	9/2009	Wilson	.....	D15/133
D678,370 S *	3/2013	Inkster	.....	D15/139
D706,595 S *	6/2014	Kaye, Jr.	.....	D8/20
D709,325 S *	7/2014	Guo	.....	D7/376
D719,593 S *	12/2014	Inkster	.....	D15/126

\* cited by examiner

*Primary Examiner* — Patricia Palasik

(57) **CLAIM**

The ornamental design for a blade, as shown.

**DESCRIPTION**

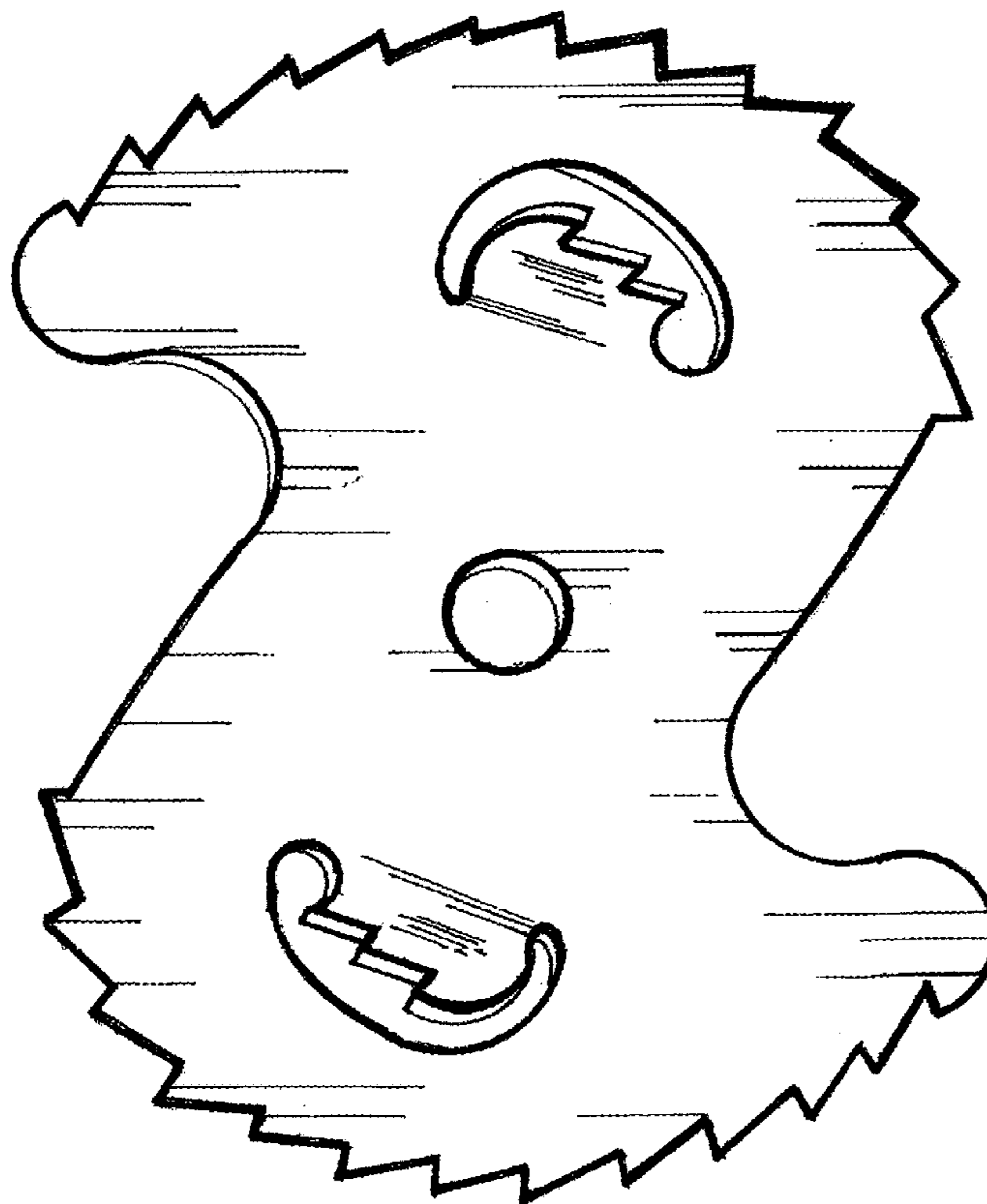
FIG. 1 is a front perspective view of the blade.  
FIG. 2 is a top plan view thereof.  
FIG. 3 is a bottom plan view thereof.  
FIG. 4 is a front elevation view thereof.  
FIG. 5 is a rear elevation view thereof; and,  
FIG. 6 is a right side view thereof.

**1 Claim, 6 Drawing Sheets**

(56) **References Cited**

**U.S. PATENT DOCUMENTS**

D174,375 S *	4/1955	Cole	.....	D15/17
3,730,038 A *	5/1973	Farb	.....	B23D 61/025
				407/11
4,083,166 A *	4/1978	Haas	.....	A01D 34/005
				56/13.7
4,738,090 A *	4/1988	Nichter	.....	A01D 34/73
				56/295



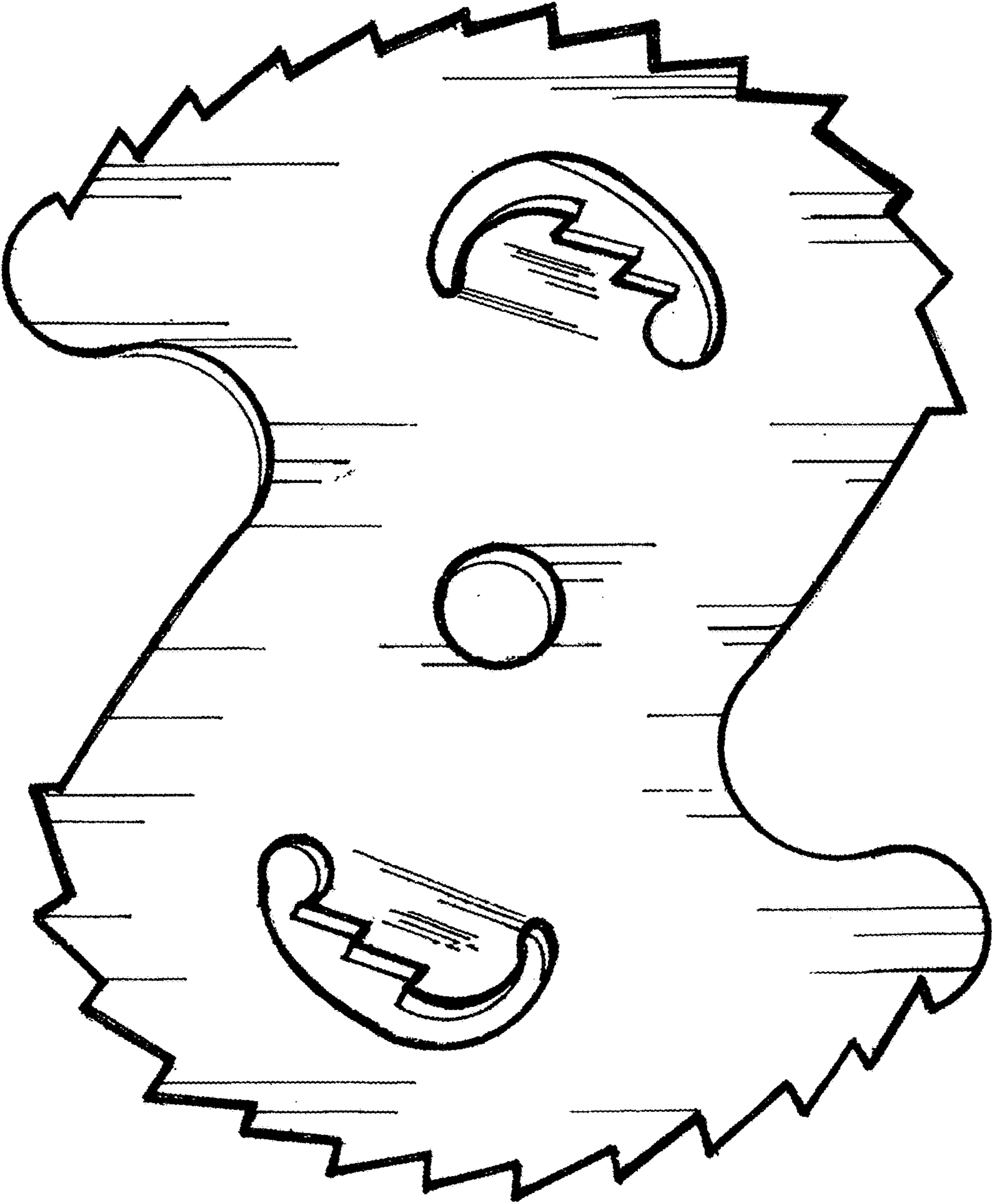


FIG. 1

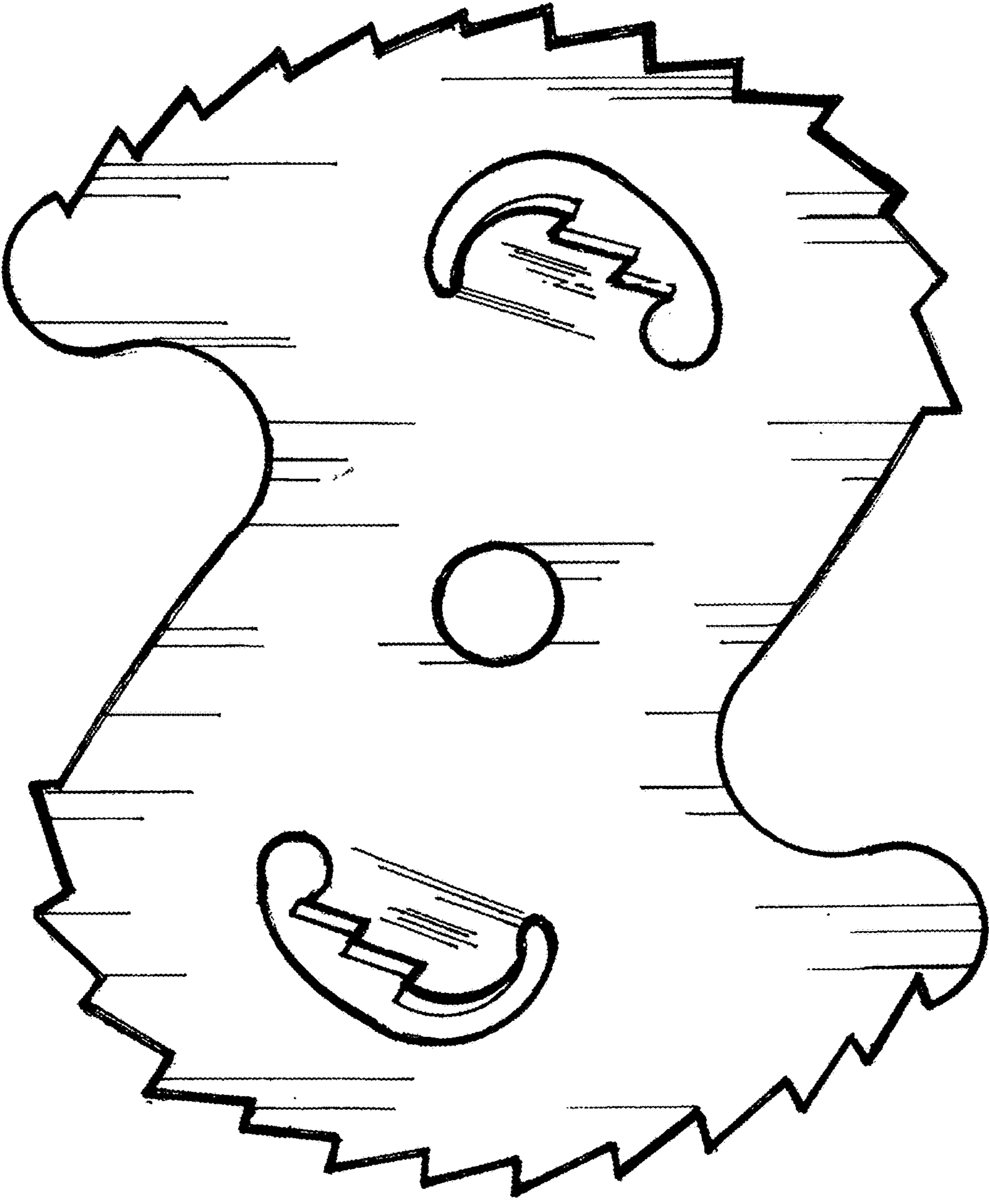


FIG. 2





FIG. 3



FIG. 4



*FIG. 5*



FIG. 6