



US00D781935S

(12) **United States Design Patent**
Larsson et al.

(10) **Patent No.:** **US D781,935 S**
(45) **Date of Patent:** **** Mar. 21, 2017**

(54) **CRUSHER**

(71) Applicant: **SANDVIK INTELLECTUAL
PROPERTY AB**, Sandviken (SE)

(72) Inventors: **Mikael Larsson**, Sandviken (SE);
Anders Hallberg, Sandviken (SE)

(73) Assignee: **SANDVIK INTELLECTUAL
PROPERTY AB**, Sandviken (SE)

(**) Term: **14 Years**

(21) Appl. No.: **29/524,651**

(22) Filed: **Apr. 22, 2015**

(30) **Foreign Application Priority Data**

Oct. 23, 2014 (EM) 001423602-0001
Oct. 23, 2014 (EM) 001423602-0002
Oct. 23, 2014 (EM) 001423602-0003

(51) **LOC (10) Cl.** **15-09**

(52) **U.S. Cl.**
USPC **D15/123**

(58) **Field of Classification Search**
USPC D15/122, 123; 72/448, 455, 465;
100/207, 208, 214, 268, 282, 292;
241/31, 58, 159, 179, 186, 236, 285;
435/86, 135, 347, 348.5, 349, 350, 353,
435/355, 358, 360

See application file for complete search history.

(56) **References Cited**

U.S. PATENT DOCUMENTS

D713,431 S * 9/2014 Malmqvist D15/123
D716,853 S * 11/2014 Malmqvist D15/123

D716,854 S * 11/2014 Bergman D15/123
D719,195 S * 12/2014 Ljunggren D15/123
D722,626 S * 2/2015 Atzlinger D15/123
D729,855 S * 5/2015 Johansson D15/123
D730,415 S * 5/2015 Malmqvist D15/123
D733,766 S * 7/2015 Sjoback D15/28
D734,375 S * 7/2015 Johansson D15/123
D735,247 S * 7/2015 Malmqvist D15/28
D737,348 S * 8/2015 Johansson D15/123
D737,349 S * 8/2015 Johansson D15/123
D745,572 S * 12/2015 Bergman D15/28
D745,582 S * 12/2015 Malmqvist D15/123
D757,829 S * 5/2016 Dallimore D15/123

* cited by examiner

Primary Examiner — Patricia Palasik

(74) *Attorney, Agent, or Firm* — Corinne R. Gorski

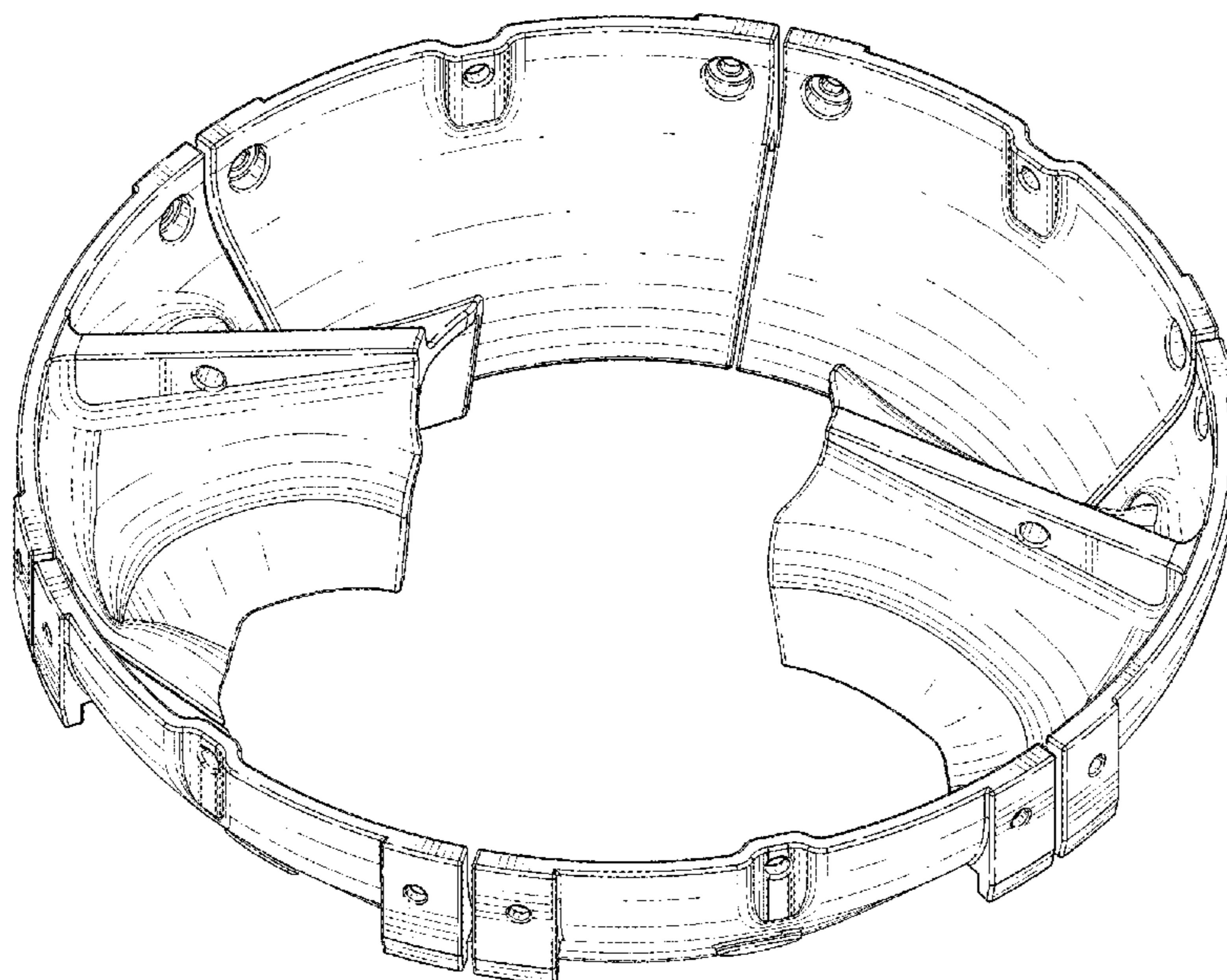
(57) **CLAIM**

The ornamental design for a crusher, as shown and described.

DESCRIPTION

FIG. 1 is a top, front perspective view of a crusher component of the present invention;
FIG. 2 is a top, back perspective view thereof
FIG. 3 is a front view thereof;
FIG. 4 is a back view thereof;
FIG. 5 is a side view thereof;
FIG. 6 is a top view thereof; and,
FIG. 7 is a bottom view thereof.

1 Claim, 7 Drawing Sheets



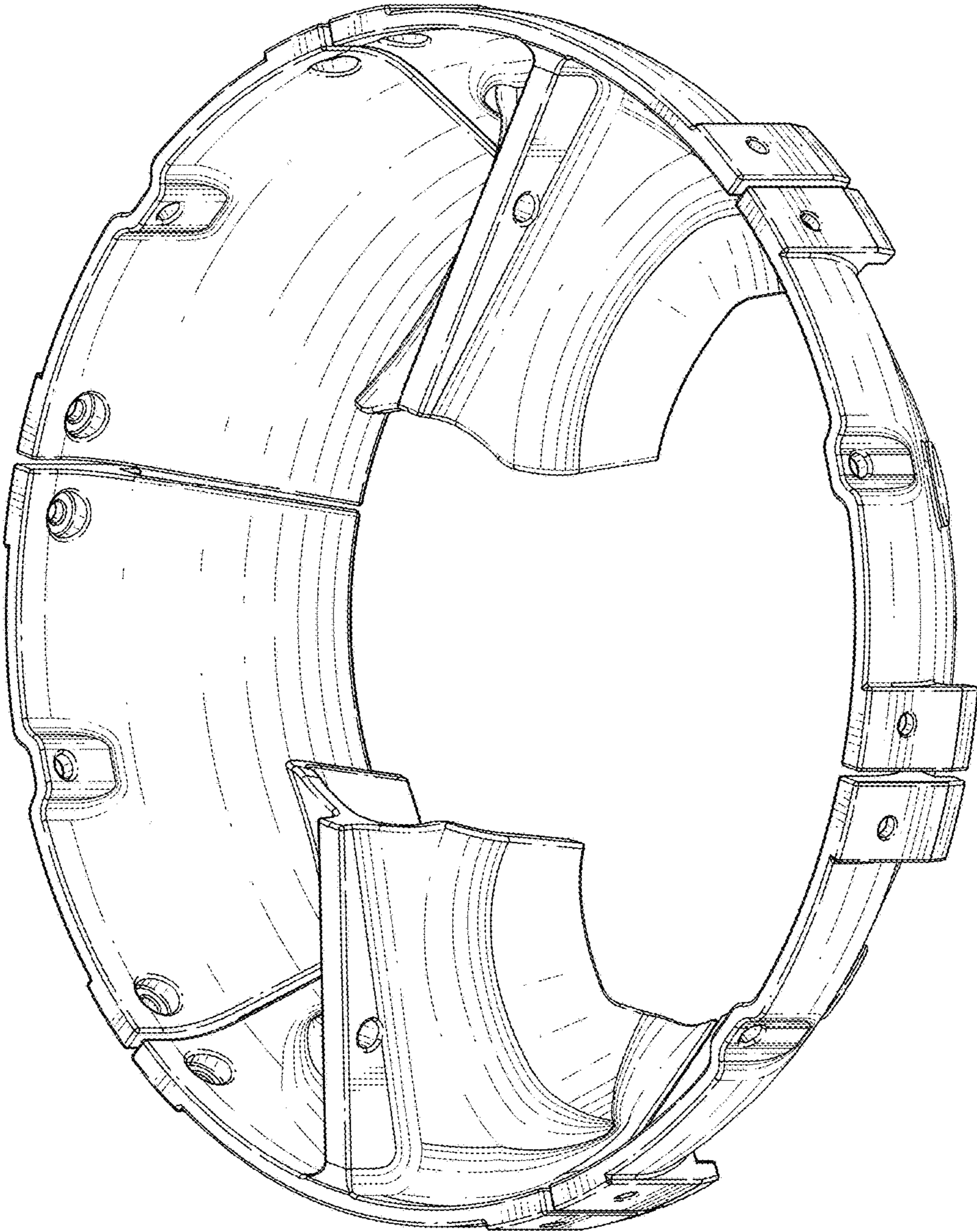


FIG. 1

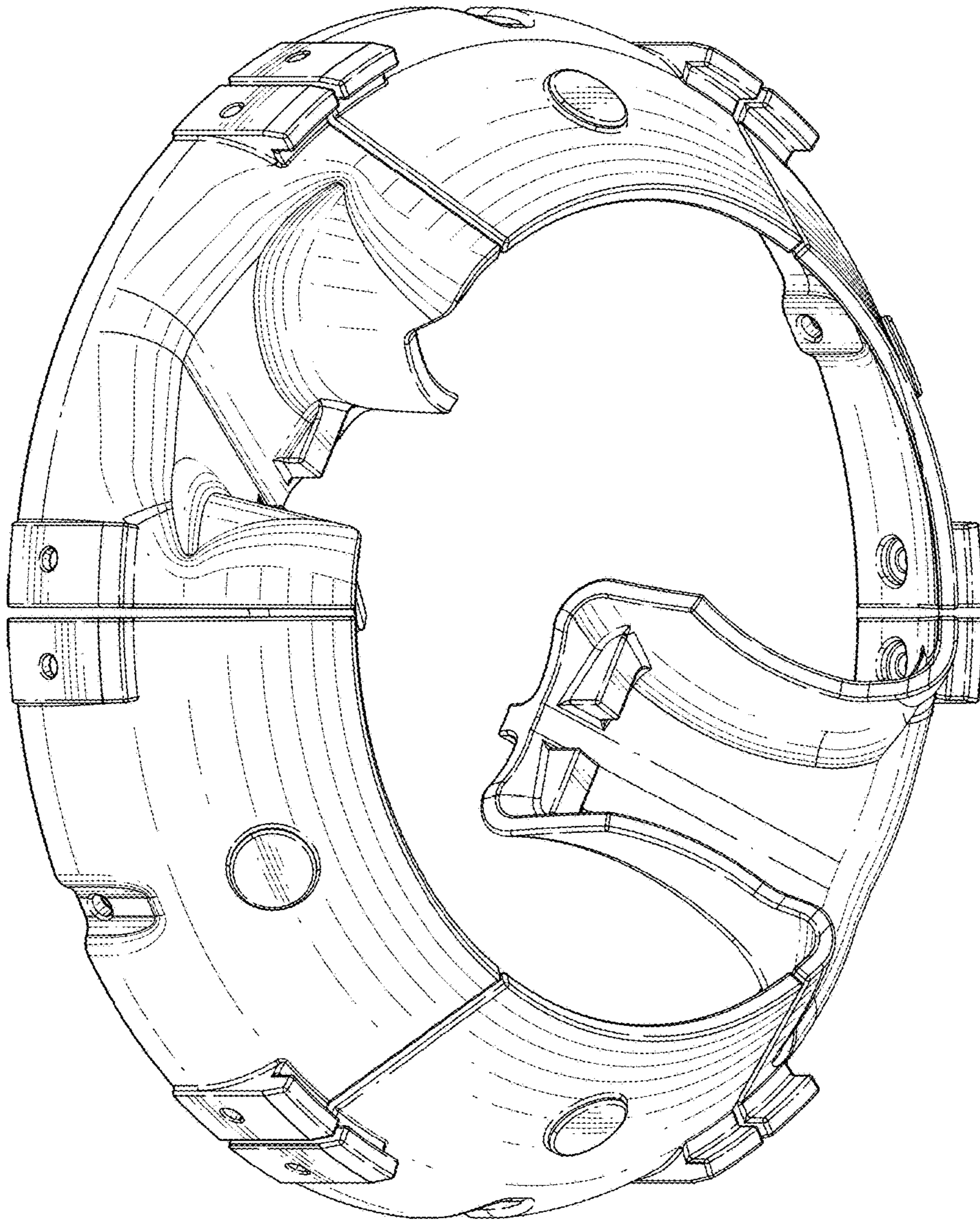


FIG. 2

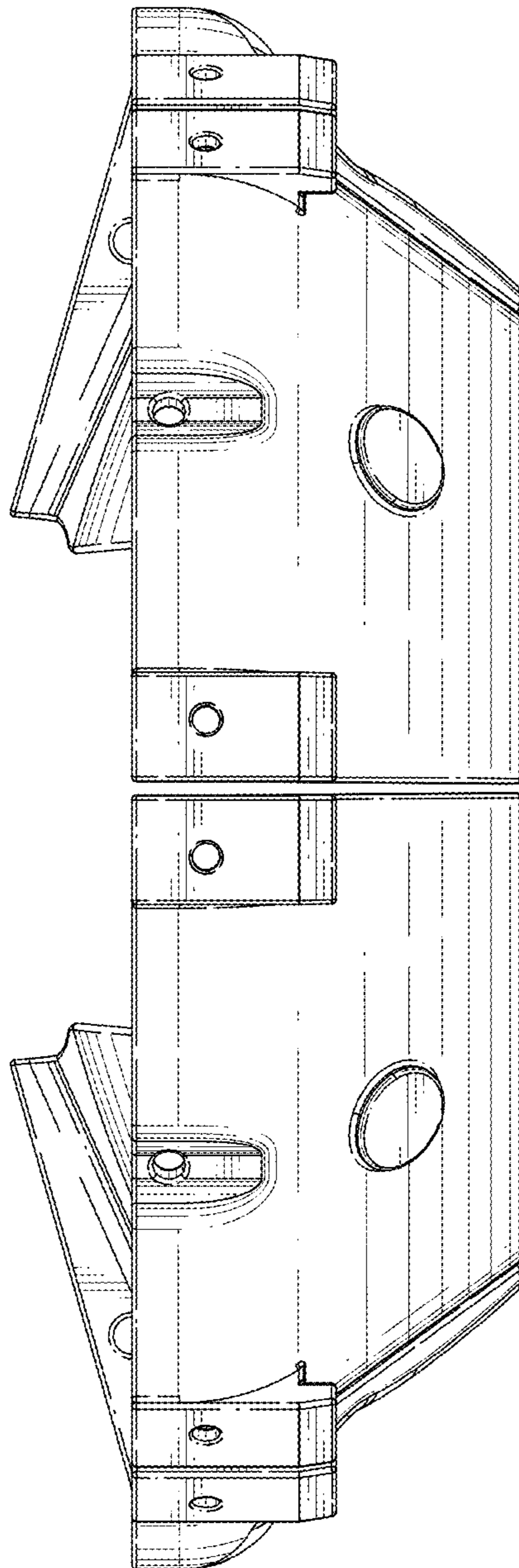


FIG. 3

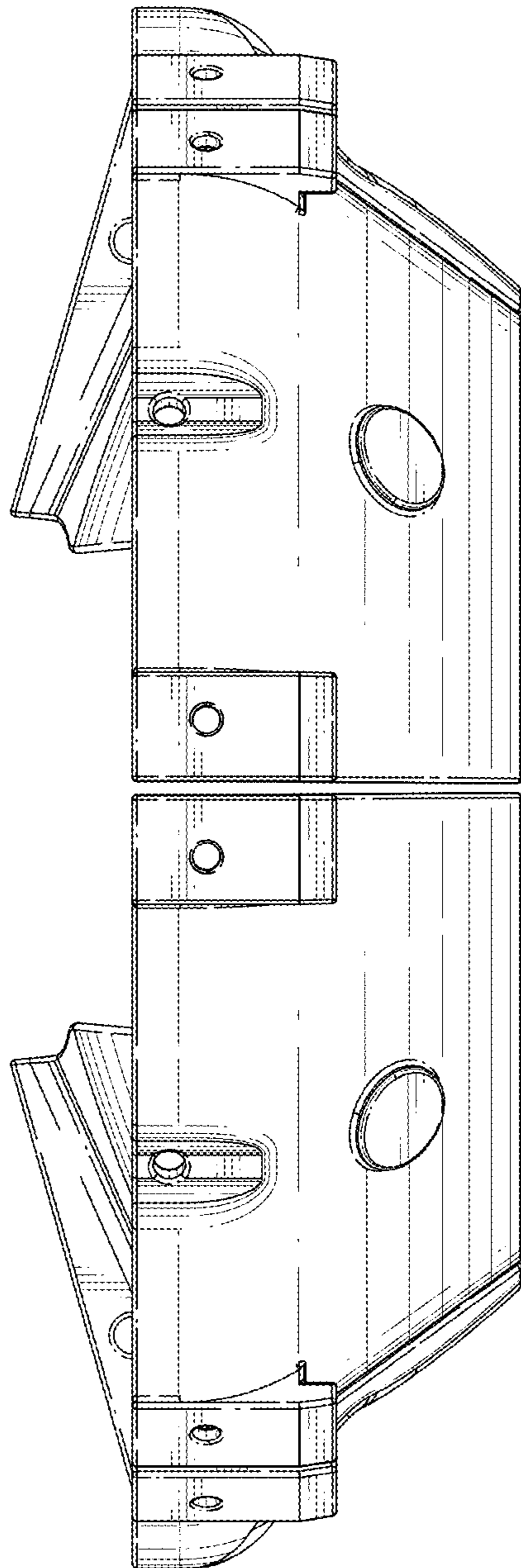


FIG. 4

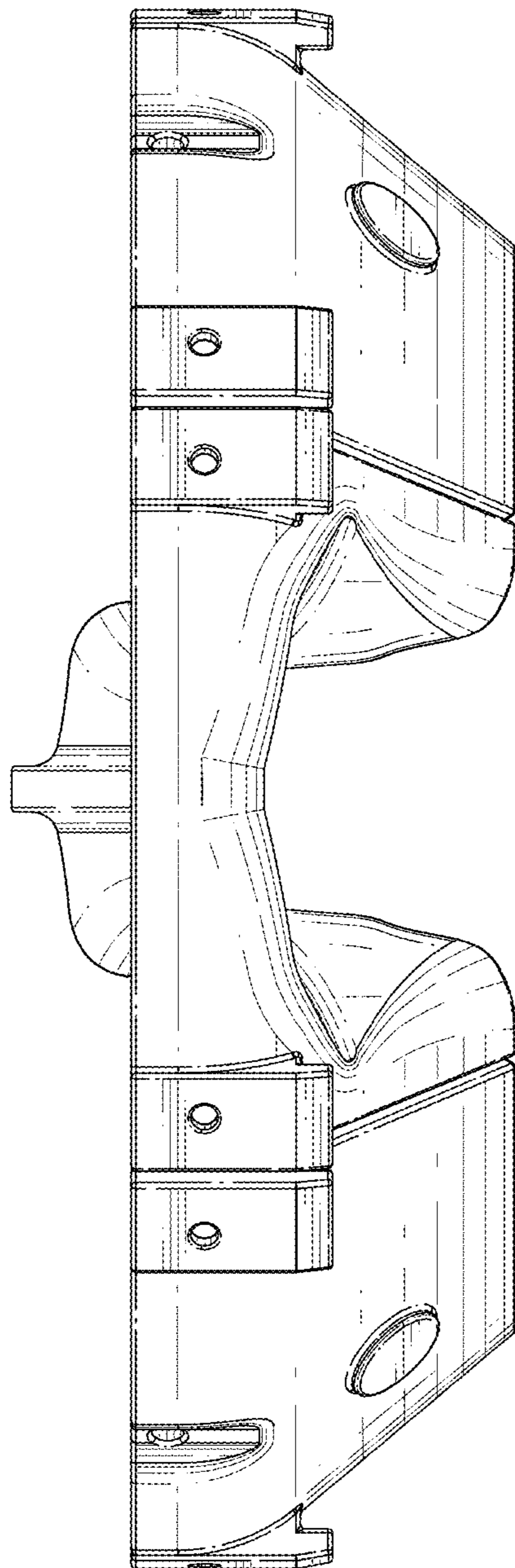


FIG. 5




FIG. 6

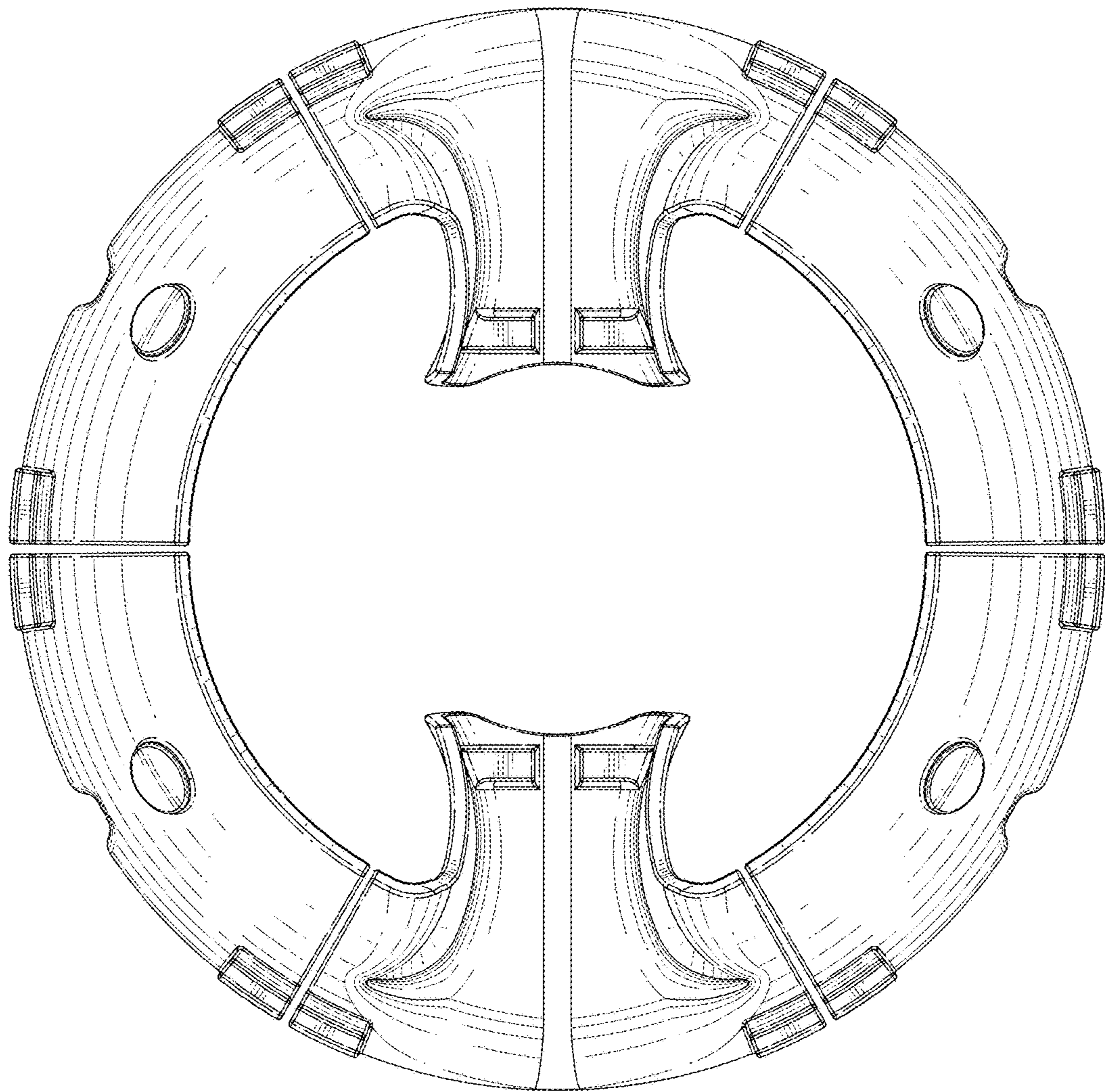


FIG. 7