



US00D781926S

(12) **United States Design Patent**  
**Al-Hashimi et al.**

(10) **Patent No.:** **US D781,926 S**  
(45) **Date of Patent:** **\*\* Mar. 21, 2017**

(54) **ROBOTIC MOWER**

(71) Applicant: **Husqvarna AB**, Huskvarna (SE)

(72) Inventors: **Bushra Al-Hashimi**, Solna (SE);  
**Rajinder Mehra**, Johanneshov (SE)

(73) Assignee: **HUSQVARNA AB**, Huskvarna (SE)

(\*\*) Term: **15 Years**

(21) Appl. No.: **29/547,578**

(22) Filed: **Dec. 4, 2015**

(30) **Foreign Application Priority Data**

Jun. 5, 2015 (EM) ..... 002713453-0004

(51) **LOC (10) Cl.** ..... **15-03**

(52) **U.S. Cl.**  
USPC ..... **D15/14**

(58) **Field of Classification Search**

USPC ... D15/14, 17, 18; 56/11.9, 17.5, 13.4, 12.8,  
56/16.7, 202, 255, 294, 295, 320.1, 320.2;  
180/900, 89.1, 89.12

CPC .... A01D 34/008; A01D 34/81; A01D 34/416;  
A01D 34/4166; A01D 34/4167; A01D  
34/87; A01D 34/90; B60L 1/003; B60L  
3/0061; B60L 11/1803; B60L 11/1805;  
B60L 11/1877; B60L 15/20; B60L  
2260/28; B60L 2200/40; B60L 2220/16;  
B60L 2220/46; B60L 2240/36; B60L  
2240/421; A01G 3/04; A01G 3/0435

See application file for complete search history.

(56) **References Cited**

**U.S. PATENT DOCUMENTS**

D245,502 S \* 8/1977 Oscarsson ..... D15/17  
D250,337 S \* 11/1978 Williams ..... D15/17

D420,365 S \* 2/2000 Gunnar ..... D15/14  
D451,931 S \* 12/2001 Abramson ..... D15/14  
D504,901 S \* 5/2005 Wickstrom ..... D15/14  
D559,867 S \* 1/2008 Abramson ..... D15/14  
D652,431 S \* 1/2012 Naslund ..... D15/14  
D656,163 S \* 3/2012 Johansson ..... D15/14  
D678,352 S \* 3/2013 Maeda ..... D15/14  
D679,294 S \* 4/2013 Tajik ..... D15/14  
D679,295 S \* 4/2013 Tajik ..... D15/14  
D681,065 S \* 4/2013 Maeda ..... D15/14  
D688,276 S \* 8/2013 Naslund ..... D15/14  
D718,339 S \* 11/2014 Damshak ..... D15/14

(Continued)

*Primary Examiner* — Mark Goodwin

(74) *Attorney, Agent, or Firm* — Nelson Mullins Riley & Scarborough LLP

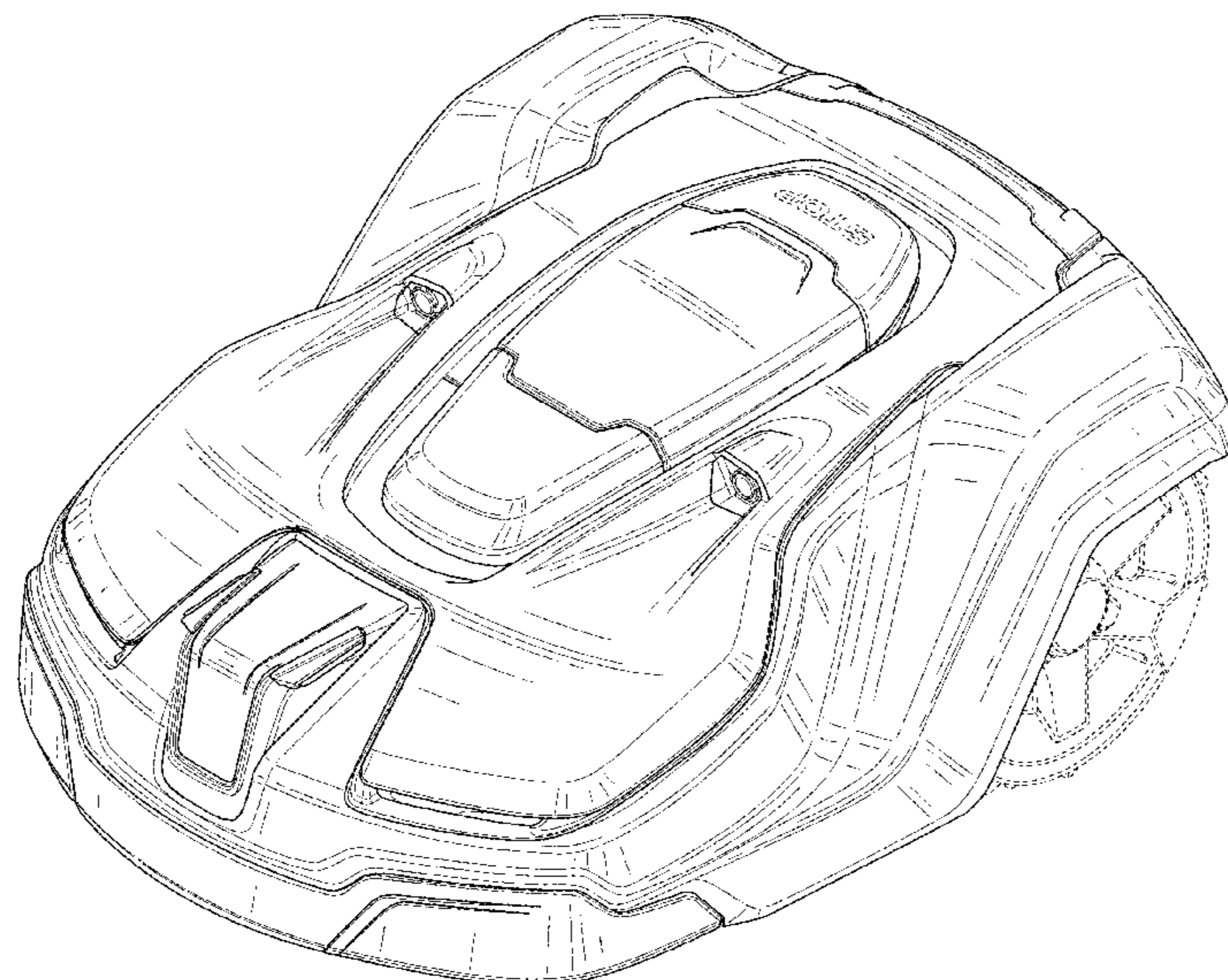
(57) **CLAIM**

The ornamental design for a robotic mower, as shown and described.

**DESCRIPTION**

FIG. 1 is a perspective view of a robotic mower in accordance with an embodiment of the present invention; FIG. 2 is a front view of the robotic mower of FIG. 1; FIG. 3 is a rear view of the robotic mower of FIG. 1; FIG. 4 is a left side view of the robotic mower of FIG. 1; FIG. 5 is a right side view of the robotic mower of FIG. 1; FIG. 6 is a top view of the robotic mower of FIG. 1; and, FIG. 7 is a bottom view of the robotic mower of FIG. 1. The broken lines of FIGS. 1-7 are illustrative of the visible environmental structure of the robotic mower and form no part of the claimed design.

**1 Claim, 6 Drawing Sheets**



(56)

**References Cited**

U.S. PATENT DOCUMENTS

D729,280 S \* 5/2015 Naslund ..... D15/14

\* cited by examiner

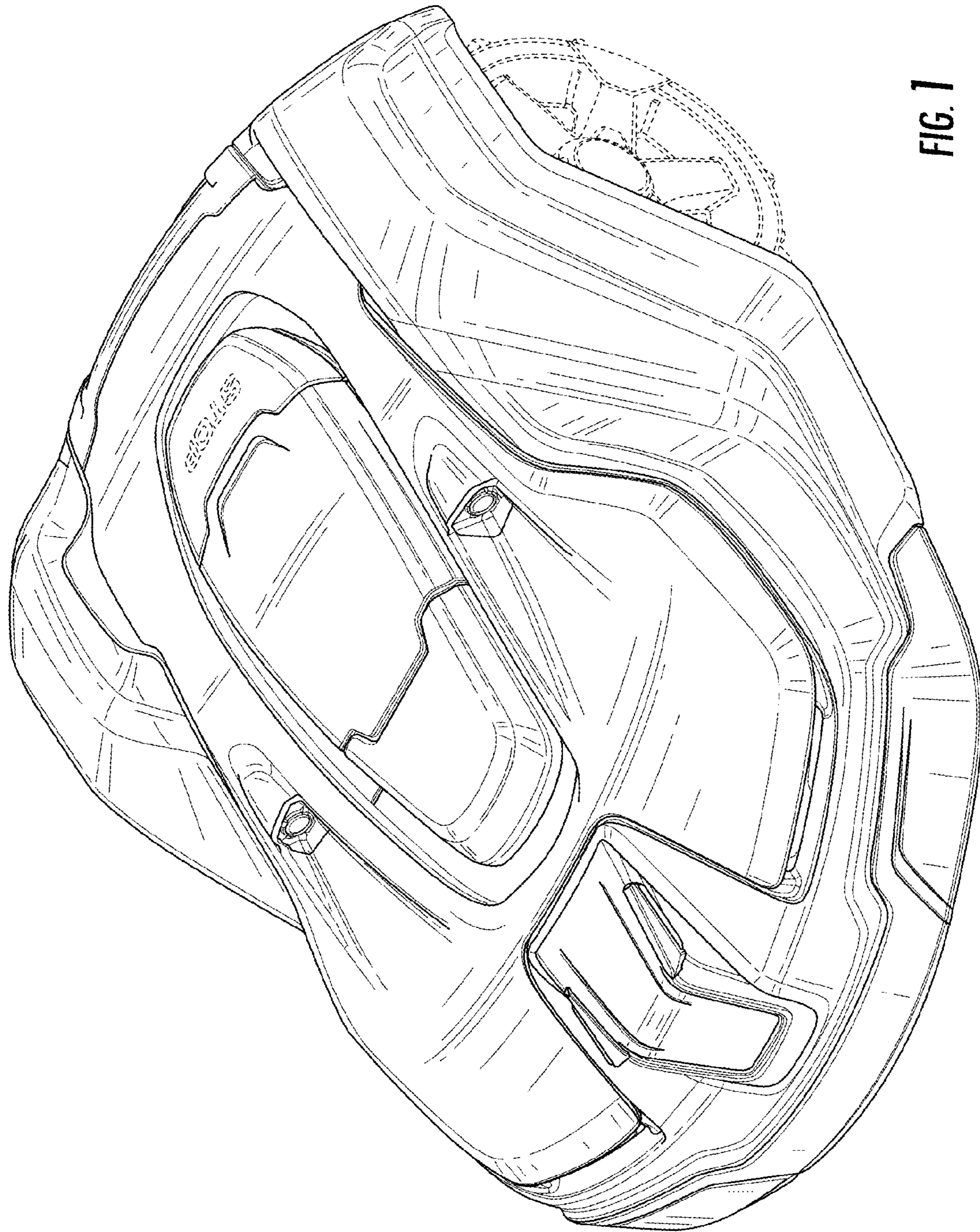


FIG. 1

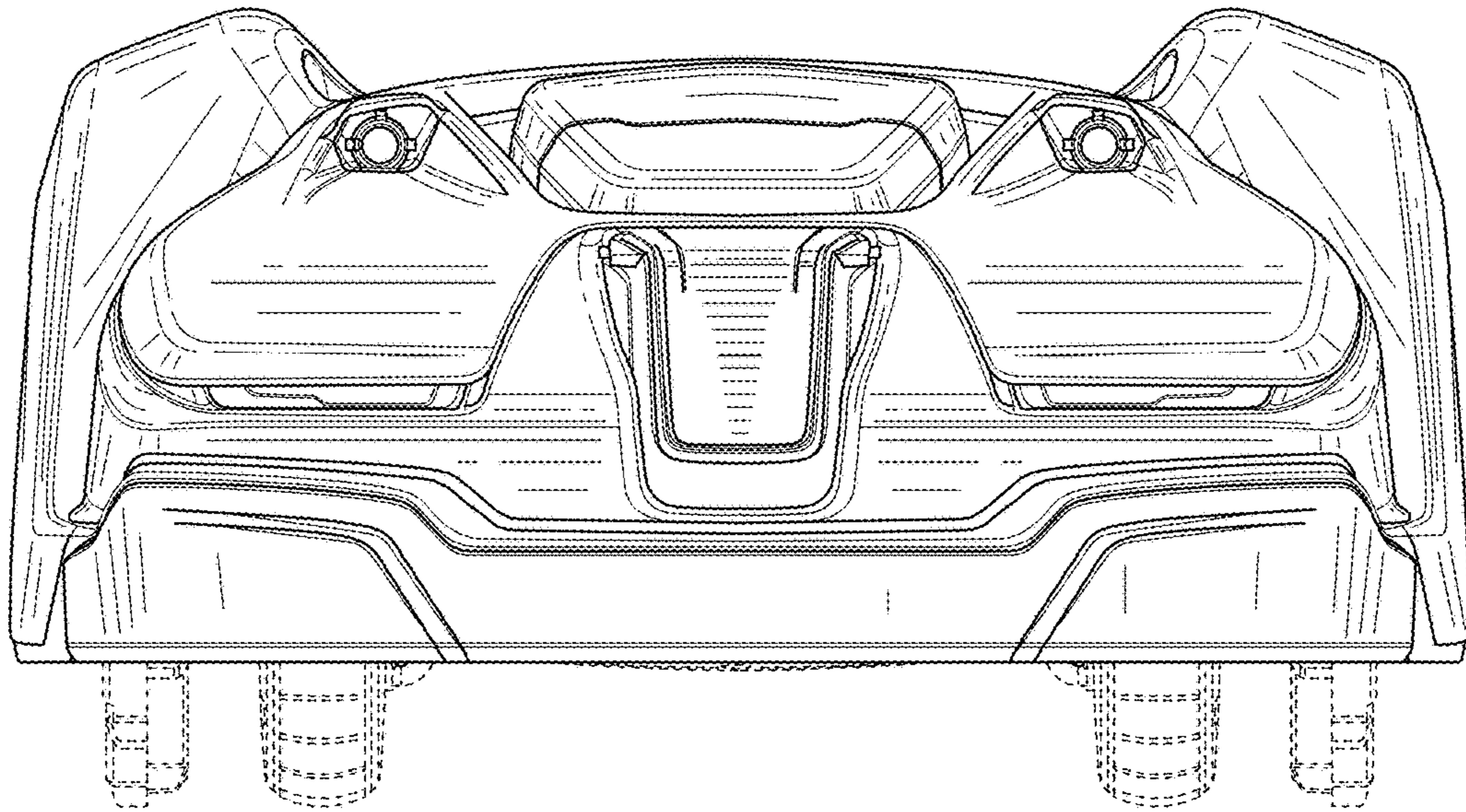


FIG. 2

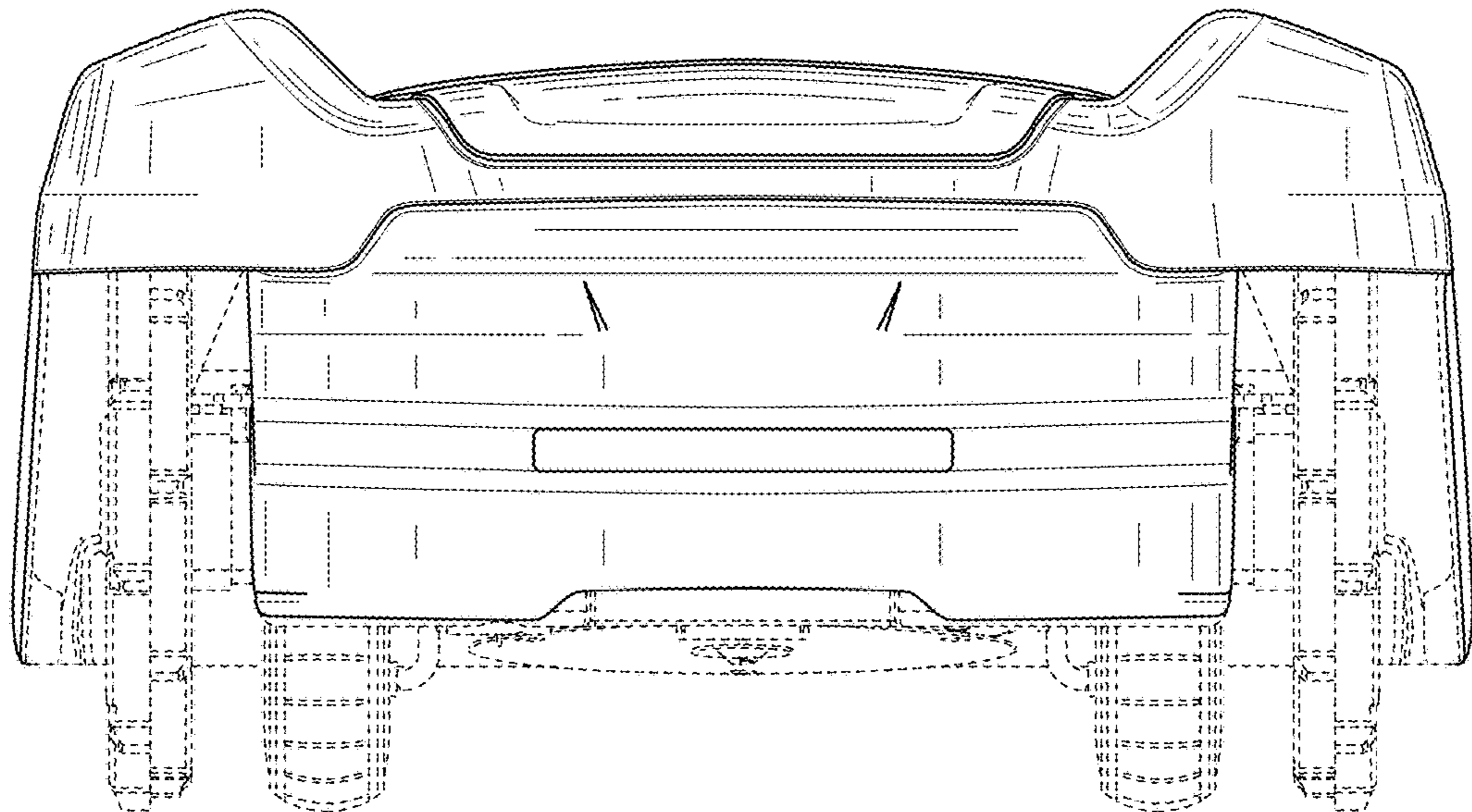


FIG. 3

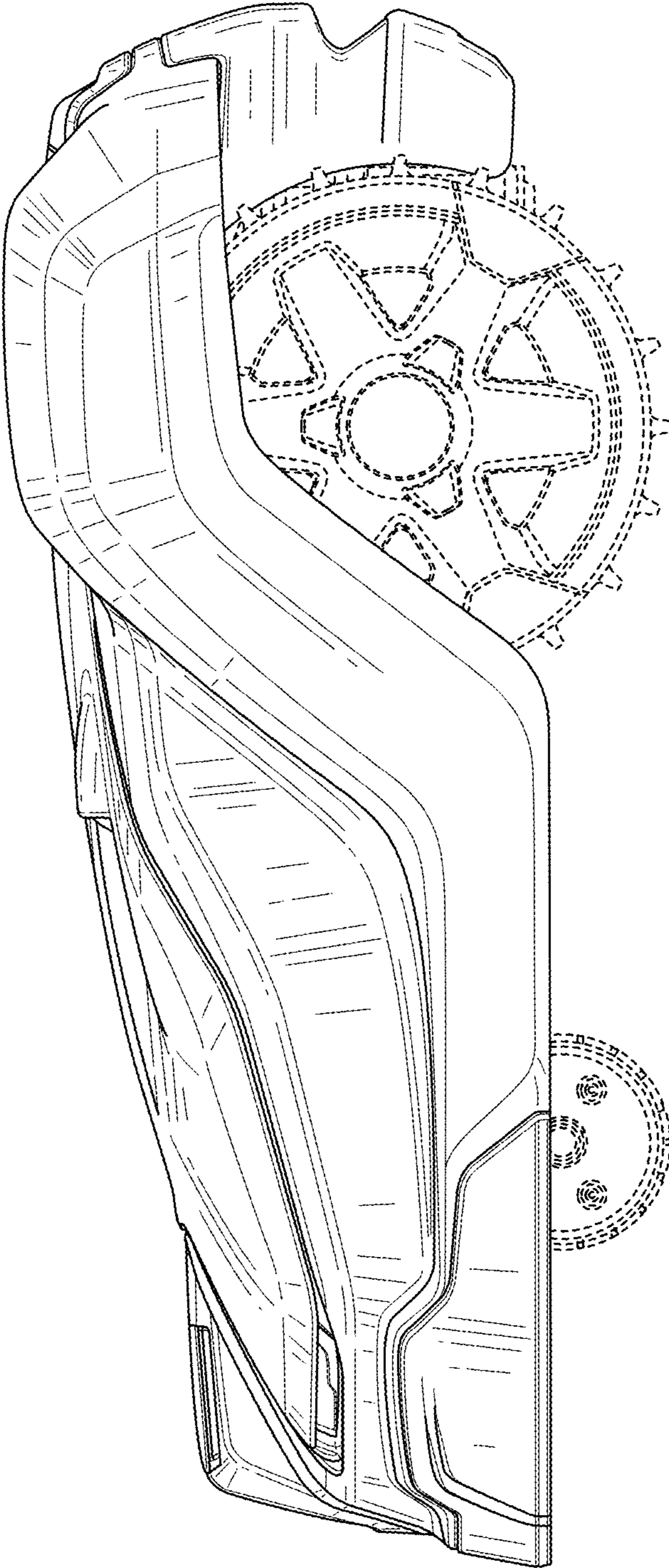


FIG. 4

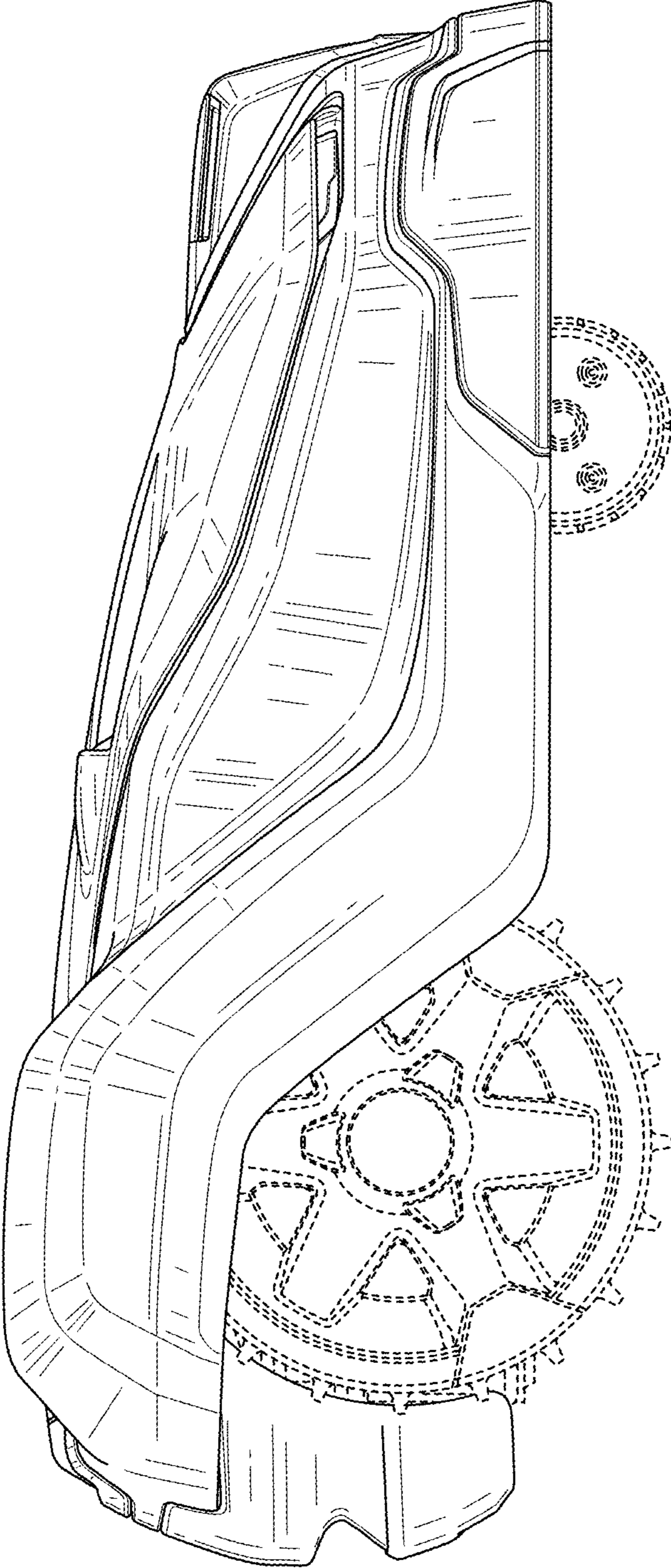


FIG. 5

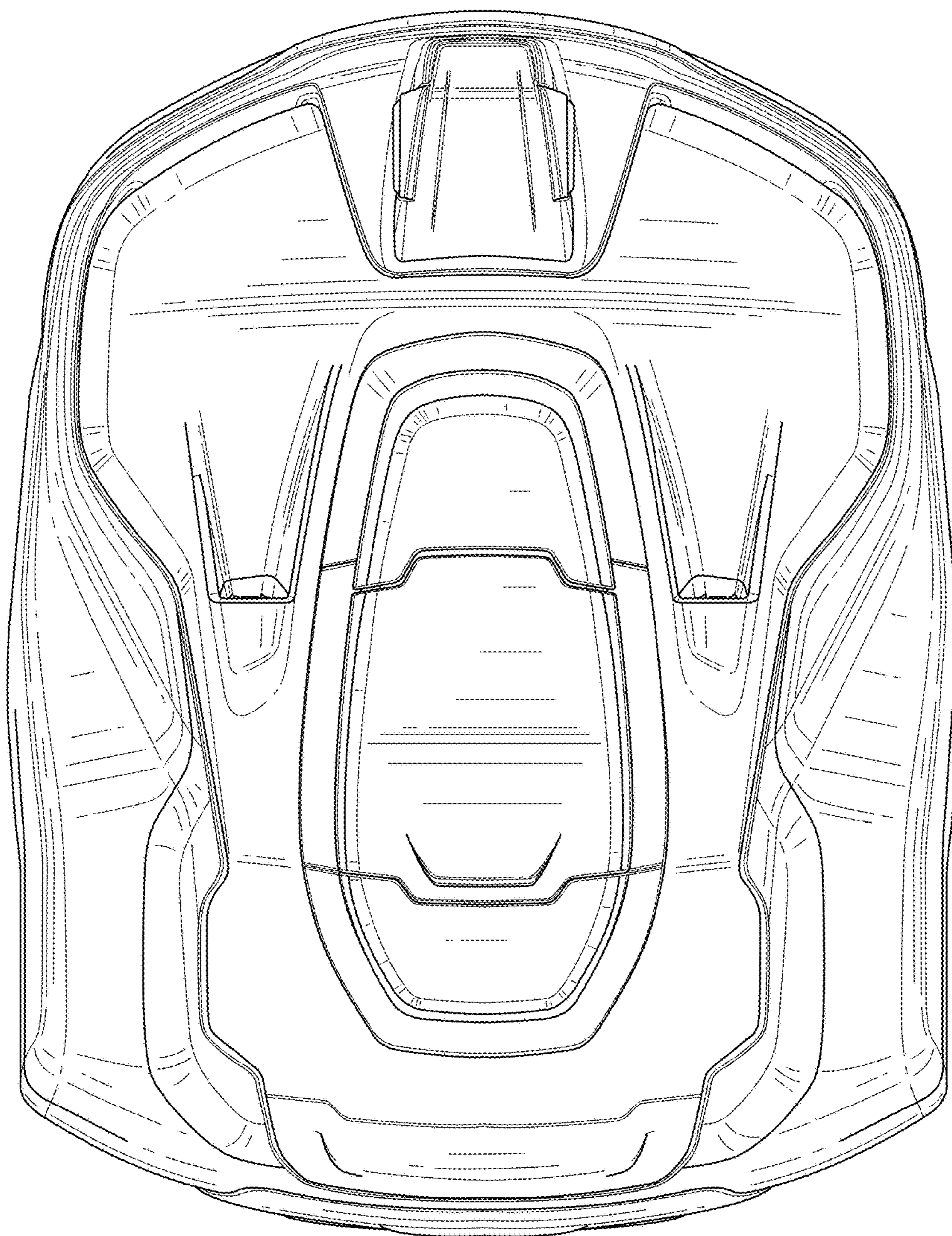


FIG. 6

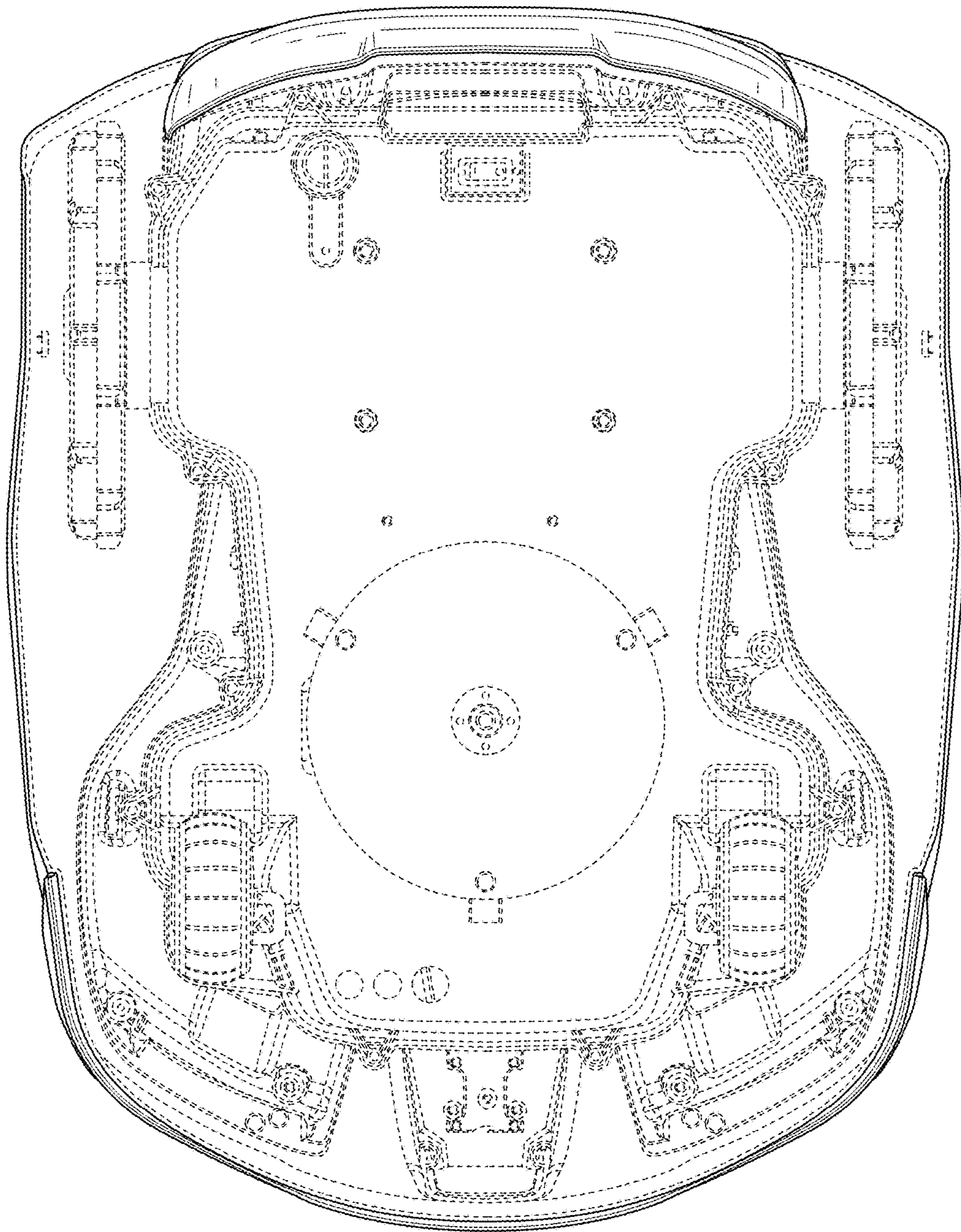


FIG. 7