



US00D781898S

(12) **United States Design Patent**  
**Umezawa et al.**

(10) **Patent No.:** **US D781,898 S**  
(45) **Date of Patent:** **\*\* Mar. 21, 2017**

(54) **DISPLAY SCREEN WITH GRAPHICAL USER INTERFACE**

(71) Applicants: **Asaki Umezawa**, Ohta-ku (JP);  
**Sachiko Fukumaru**, Ohta-ku (JP)

(72) Inventors: **Asaki Umezawa**, Ohta-ku (JP);  
**Sachiko Fukumaru**, Ohta-ku (JP)

(73) Assignee: **RICOH COMPANY, LTD.**, Tokyo (JP)

(\*\*) Term: **15 Years**

(21) Appl. No.: **29/537,058**

(22) Filed: **Aug. 21, 2015**

(30) **Foreign Application Priority Data**

Mar. 18, 2015 (JP) ..... 2015-005833

(51) **LOC (10) Cl.** ..... **14-04**

(52) **U.S. Cl.**  
USPC ..... **D14/486**

(58) **Field of Classification Search**  
USPC ..... D14/485-489, 493  
CPC . G06F 3/048; G06F 3/00; G06F 3/033; G06F  
3/0481; G06F 3/041; G06F 3/04886;  
G06F 3/0485; G06F 3/0484; G06F  
3/04847; G06F 3/0482  
See application file for complete search history.

(56) **References Cited**

**U.S. PATENT DOCUMENTS**

D428,894 S \* 8/2000 Chatfield ..... D14/485  
D453,768 S \* 2/2002 Wilkins ..... D14/489  
D684,184 S \* 6/2013 Tanghe ..... D14/489  
8,527,907 B2 \* 9/2013 Goshey ..... G06F 3/048  
715/764  
D738,902 S \* 9/2015 Roberts ..... D14/487

D746,837 S \* 1/2016 Guesnon, Jr. .... D14/486  
2013/0091454 A1 \* 4/2013 Papa ..... G06F 3/04842  
715/772  
2013/0113823 A1 \* 5/2013 Umezawa ..... H04N 1/00424  
345/619

(Continued)

**OTHER PUBLICATIONS**

U.S. Appl. No. 29/537,024, filed Aug. 21, 2015, Umezawa, et al.  
U.S. Appl. No. 29/537,068, filed Aug. 21, 2015, Umezawa, et al.  
U.S. Appl. No. 29/537,007, filed Aug. 21, 2015, Umezawa, et al.

*Primary Examiner* — Karen Kearney

*Assistant Examiner* — Debra Callahan

(74) *Attorney, Agent, or Firm* — Oblon, McClelland,  
Maier & Neustadt, L.L.P.

(57) **CLAIM**

The ornamental design for a display screen with graphical user interface, as shown and described.

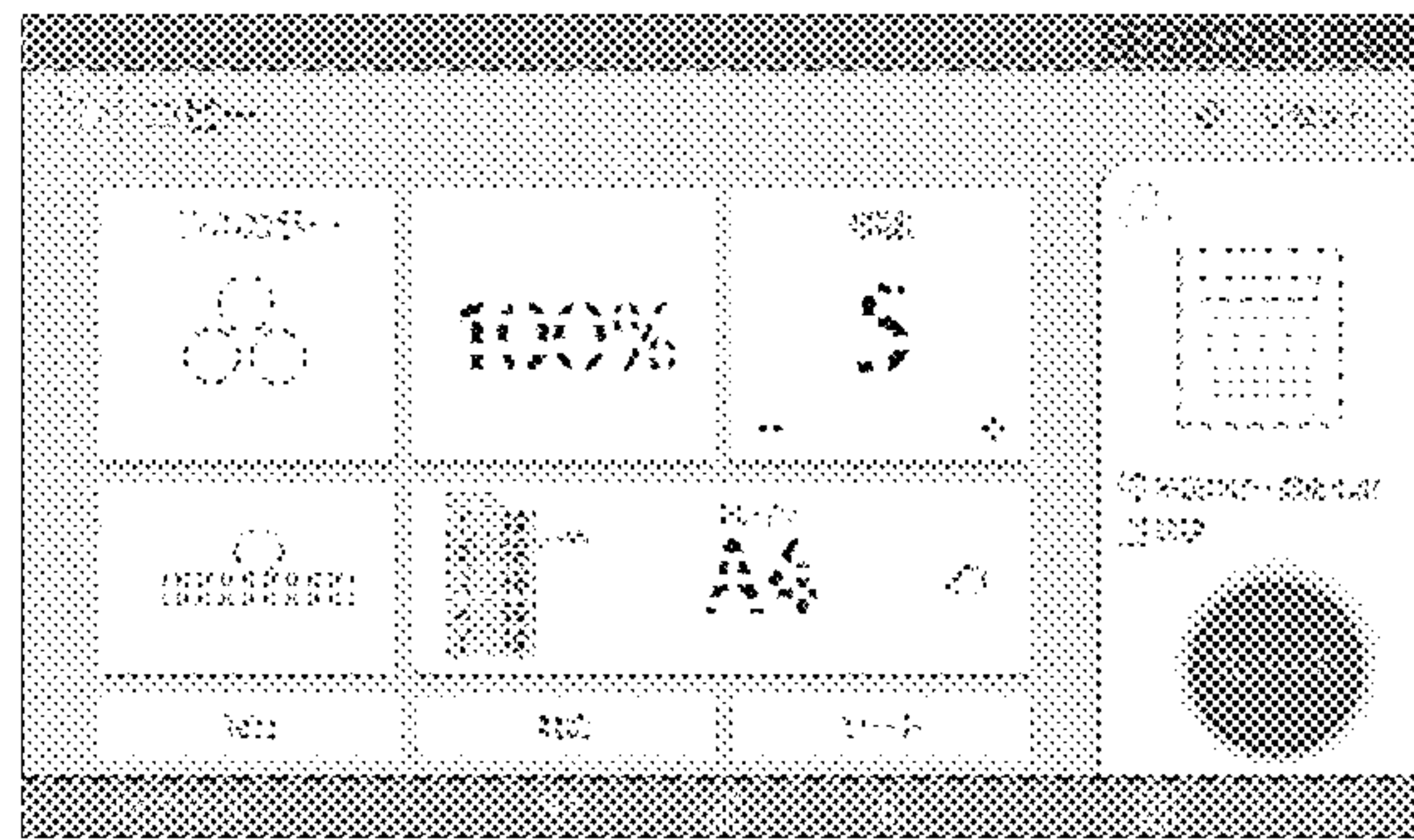
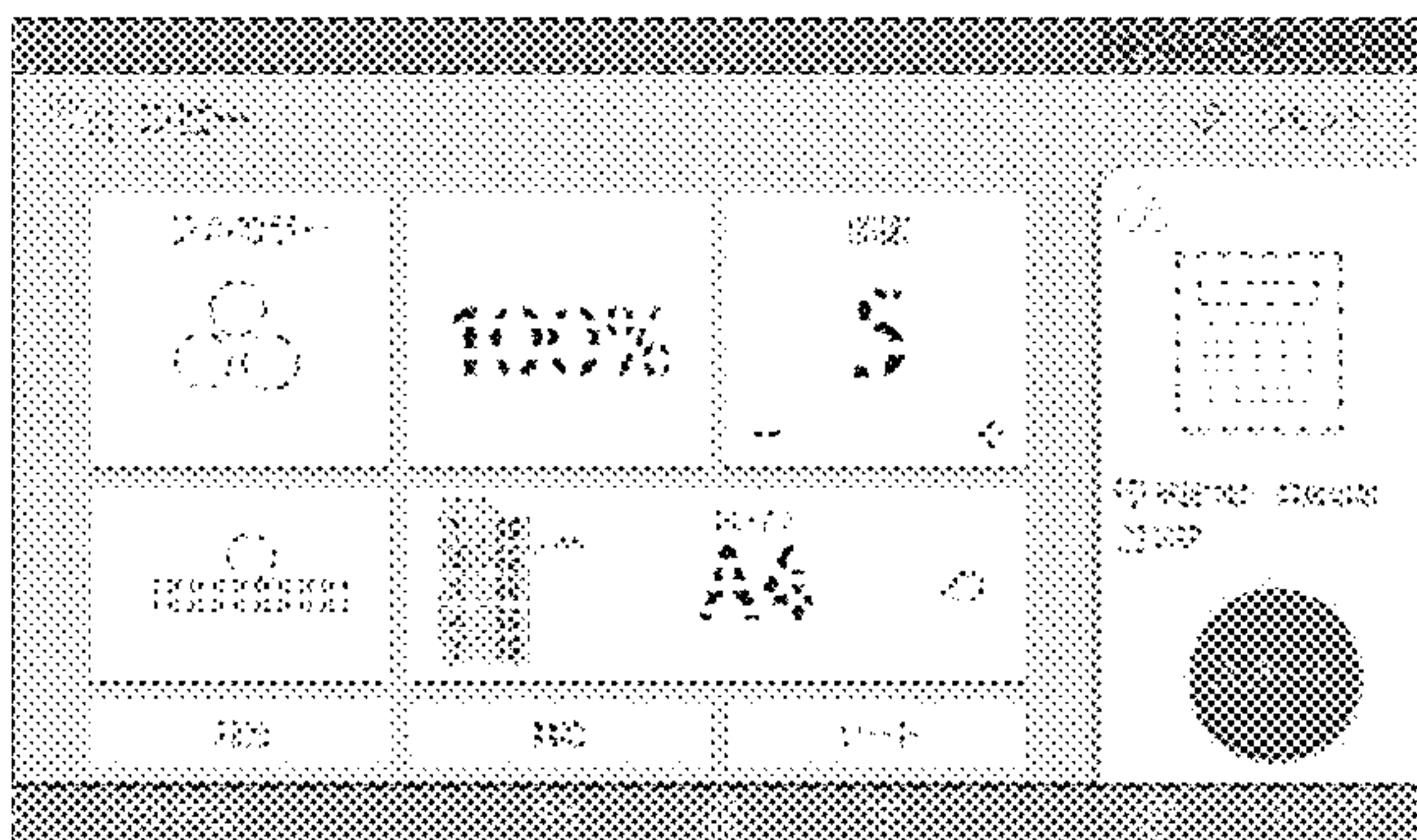
**DESCRIPTION**

FIG. 1 is a first image in a sequence of a display screen with graphical user interface showing our new design; FIG. 2 is a second image in a sequence thereof; and, FIG. 3 is a third image in a sequence thereof.

The outer broken lines illustrating a portion of a display screen form no part of the claimed design. The remaining broken lines illustrate portions of the graphical user interface and form no part of the claimed design.

The appearance of the transitional image sequentially transitions between the images shown in FIGS. 1-3. The process or period in which one image transitions into another image forms no part of the claimed design.

**1 Claim, 3 Drawing Sheets**



(56)

**References Cited**

U.S. PATENT DOCUMENTS

2016/0048294 A1 \* 2/2016 Micheva ..... G06F 9/4443  
715/739

\* cited by examiner



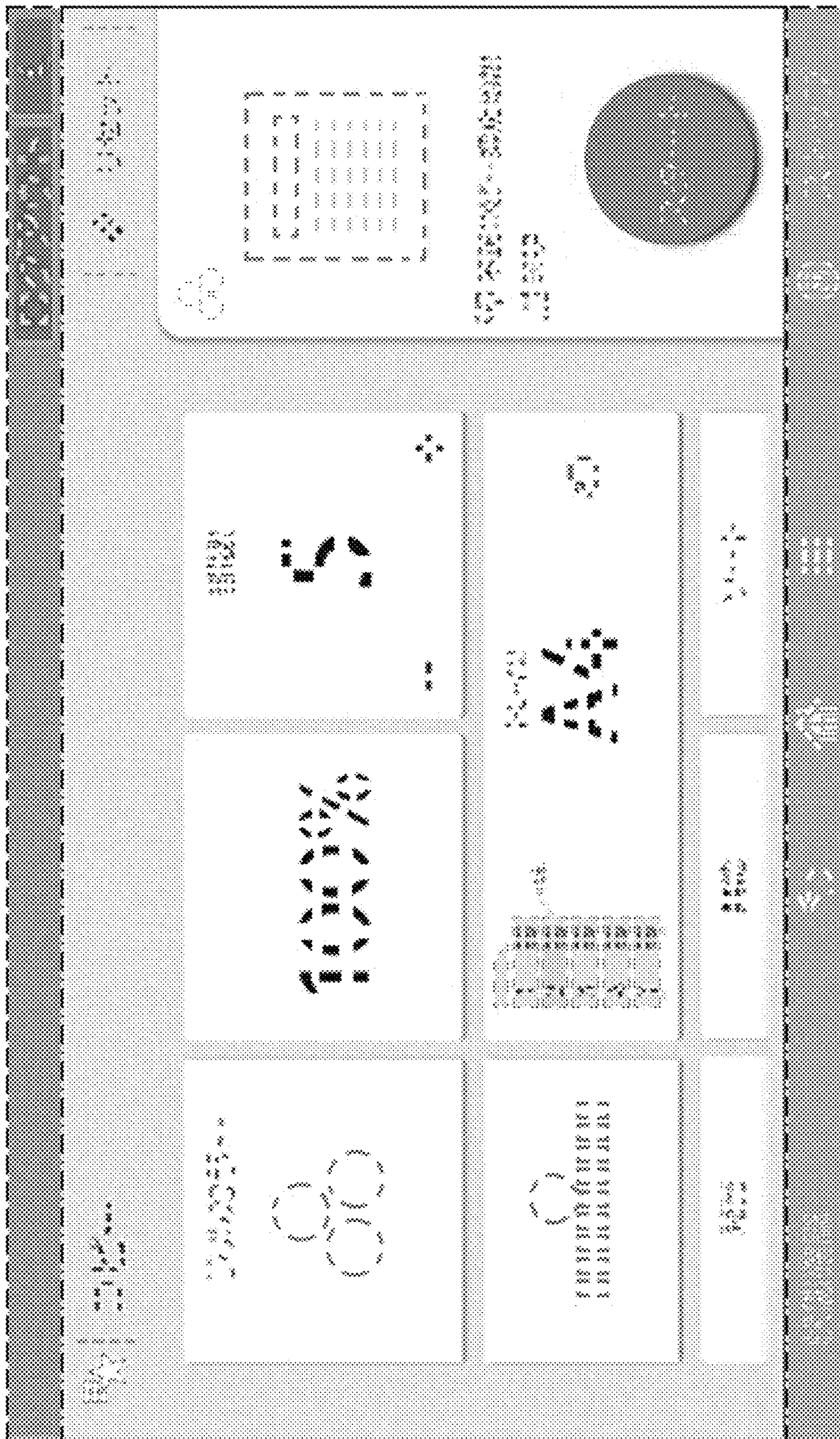


FIG. 1



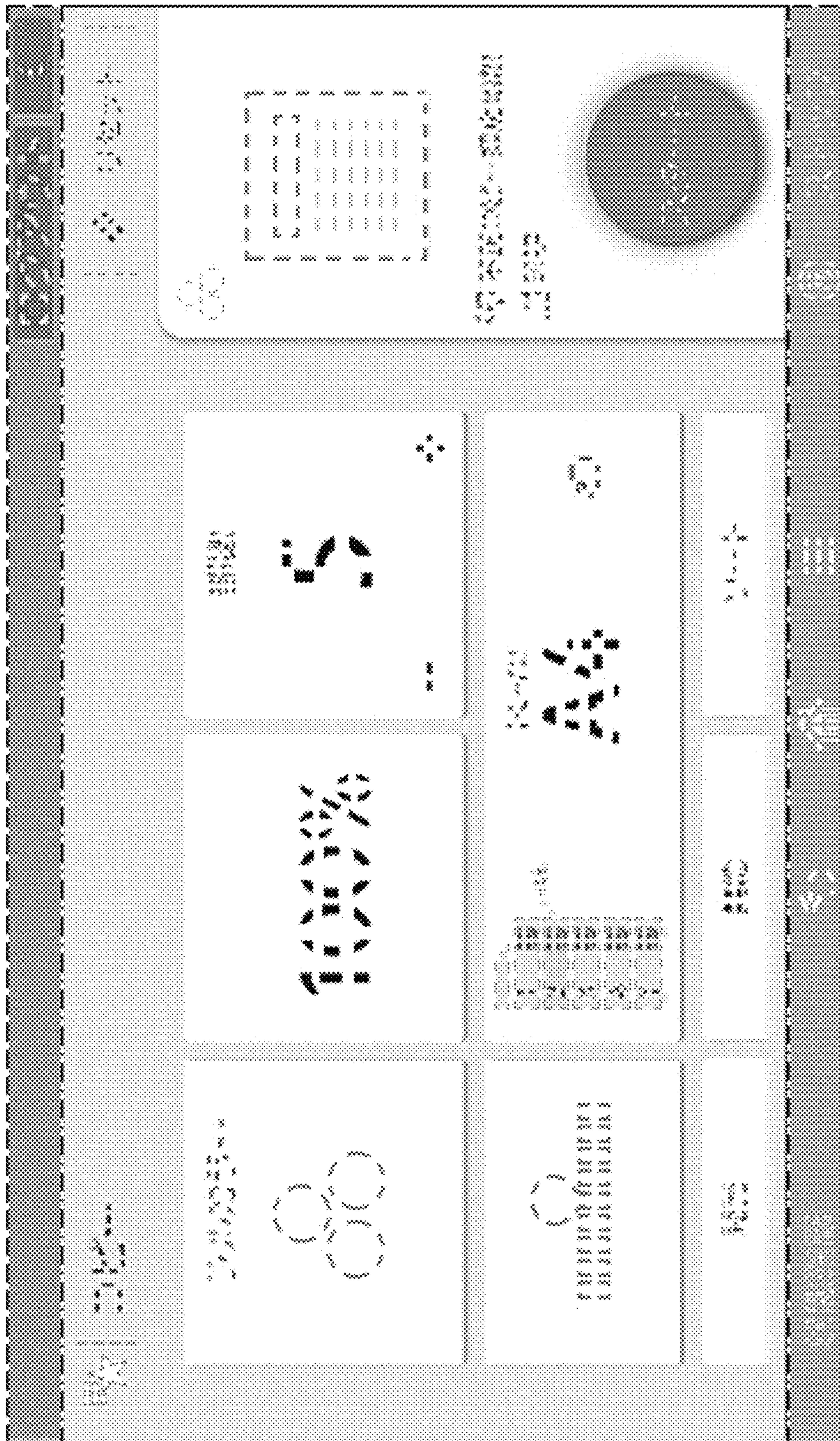


FIG. 2



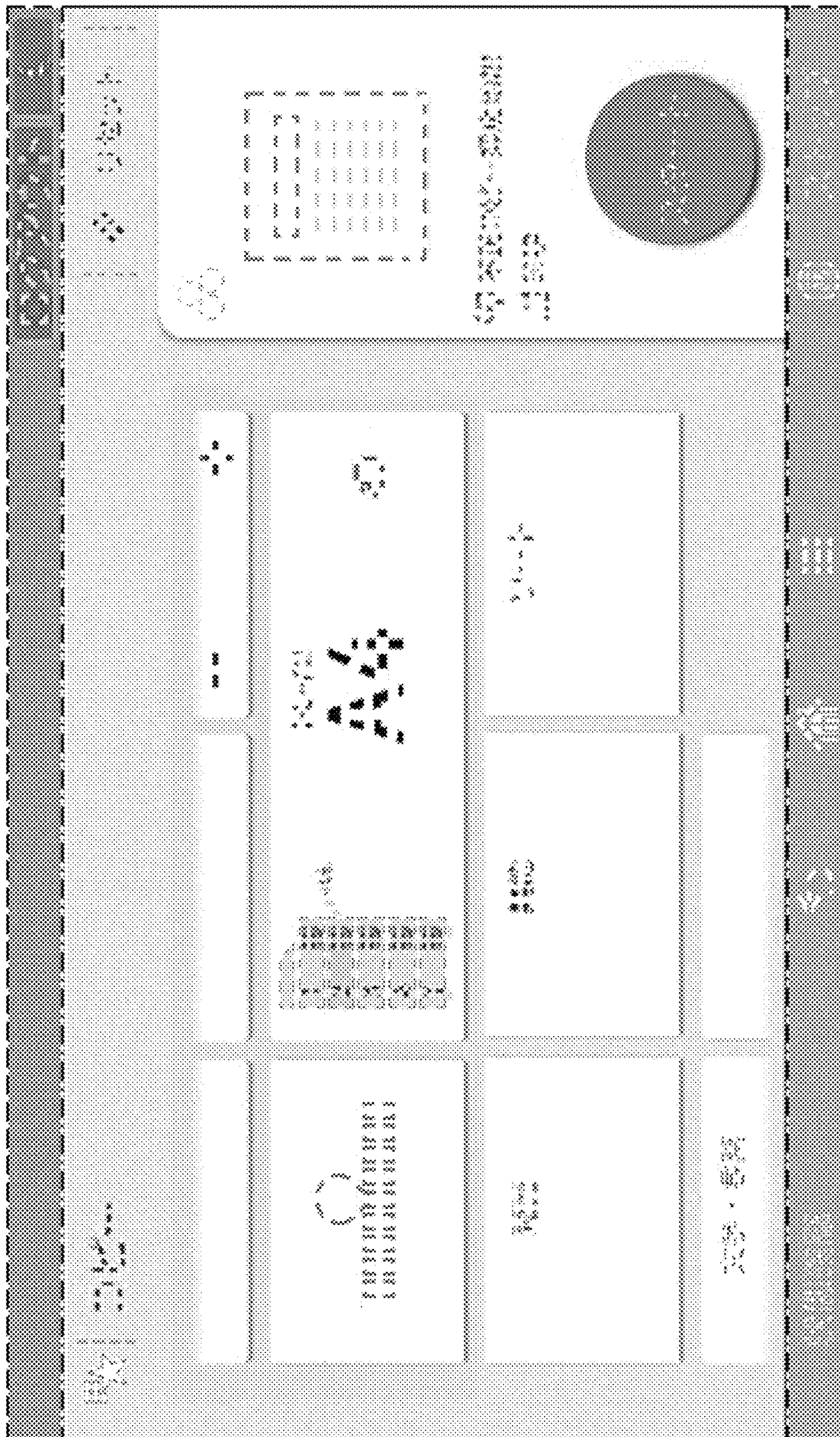


FIG. 3