



US00D781894S

(12) **United States Design Patent**
Markham et al.

(10) **Patent No.:** **US D781,894 S**
(45) **Date of Patent:** **** Mar. 21, 2017**

(54) **PORTION OF A DISPLAY WITH A GRAPHICAL USER INTERFACE**

(71) Applicant: **Teradici Corporation**, Burnaby (CA)

(72) Inventors: **Andrew Markham**, Davenport, CA (US); **Annie Du**, San Francisco, CA (US)

(73) Assignee: **Teradici Corporation**, Burnaby (CA)

(**) Term: **14 Years**

(21) Appl. No.: **29/516,214**

(22) Filed: **Jan. 30, 2015**

(51) **LOC (10) Cl.** **14-04**

(52) **U.S. Cl.**
USPC **D14/486**

(58) **Field of Classification Search**
USPC D14/485–495
CPC G06Q 30/0601; G06Q 30/0641; A63F 2300/308; A63F 13/53; A63F 2300/66; A63F 2300/8082; H04M 1/72547; H04M 1/72519–1/72561; H04M 1/72552; H04M 1/72555; A61B 5/02; G06F 19/3406; G06F 17/212; G06F 17/211; H04N 1/00196

See application file for complete search history.

(56) **References Cited**

U.S. PATENT DOCUMENTS

D420,340 S * 2/2000 Bailer D14/486
D490,439 S * 5/2004 Kates D14/486
D579,020 S * 10/2008 Aliaga D14/485

(Continued)

Primary Examiner — Barbara Fox
Assistant Examiner — Kristin E Reed

(74) *Attorney, Agent, or Firm* — Schwegman Lundberg & Woessner, P.A.

(57) **CLAIM**

The ornamental design for a portion of a display with a graphical user interface, as shown and described.

DESCRIPTION

FIG. 1 is a landscape face view of a portion of a display with a graphical user interface, showing our new design, according to a first embodiment thereof.

FIG. 2 is a portrait face view of a portion of a display with the graphical user interface, according to the first embodiment thereof.

FIG. 3 is a landscape face view of a portion of a display with a graphical user interface, showing our new design, according to a second embodiment thereof.

FIG. 4 is a portrait face view of a portion of a display with the graphical user interface, according to the second embodiment thereof.

FIG. 5 is a landscape face view of a portion of a display with a graphical user interface, showing our new design, according to a third embodiment thereof.

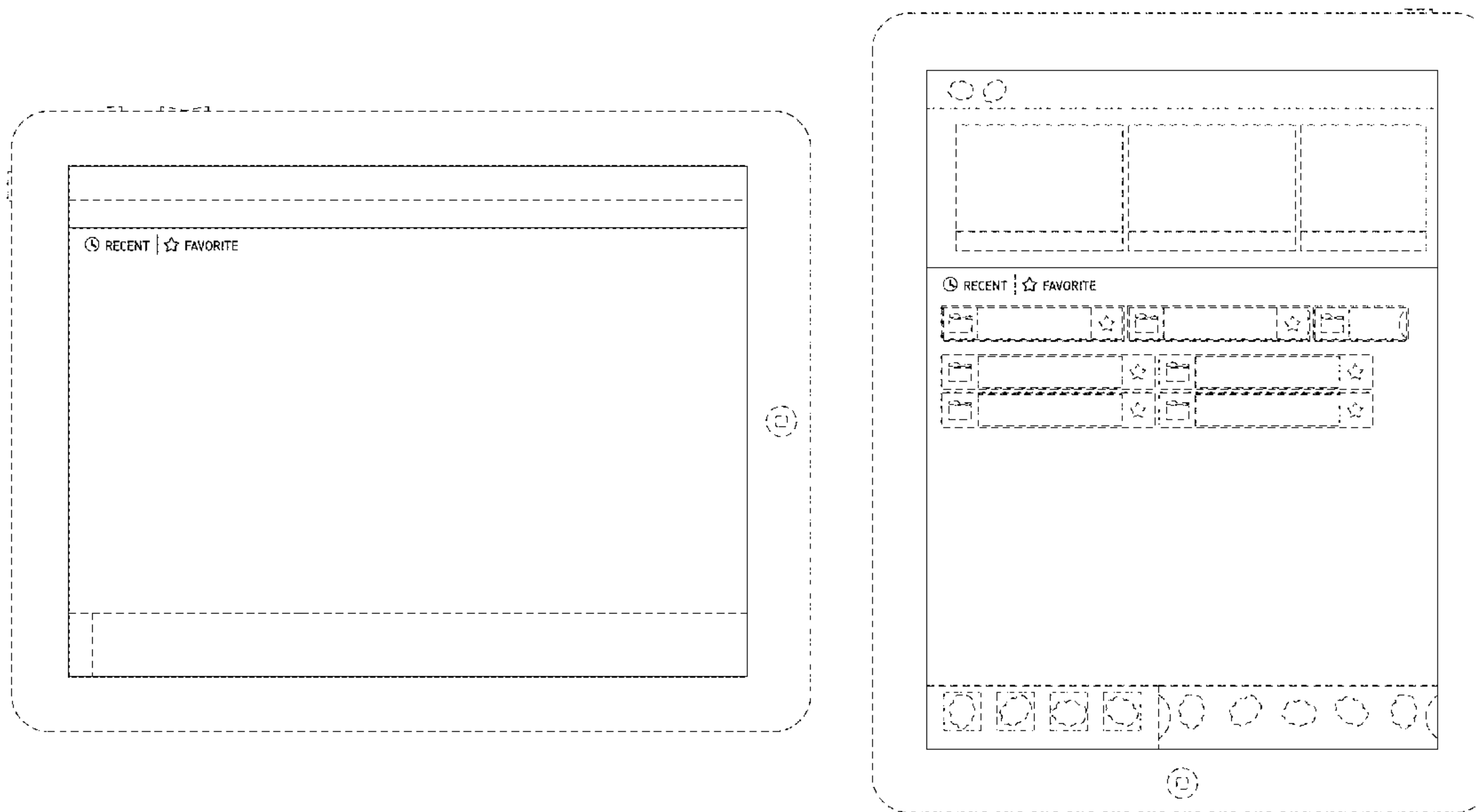
FIG. 6 is a portrait face view of a portion of a display with the graphical user interface, according to the third embodiment thereof.

FIG. 7 is a landscape face view of a portion of a display with a graphical user interface, showing our new design, according to a fourth embodiment thereof; and,

FIG. 8 is a portrait face view of a portion of a display with the graphical user interface, according to the fourth embodiment thereof.

The broken line showing of a device illustrates an environment. The remaining broken lines illustrate portions of the display with a graphical user interface. The broken lines form no part of the claimed design.

1 Claim, 8 Drawing Sheets




(56)

References Cited

U.S. PATENT DOCUMENTS

D608,366	S	*	1/2010	Matas	D14/486
D677,680	S	*	3/2013	Edwards	D14/485
D689,084	S	*	9/2013	Pasceri	D14/486
D689,085	S	*	9/2013	Pasceri	D14/486
D704,216	S	*	5/2014	Dellinger	D14/489
D714,334	S	*	9/2014	Cojuangco	D14/486
D715,819	S	*	10/2014	Pasceri	D14/486
D742,409	S	*	11/2015	Perez	D14/489
D753,686	S	*	4/2016	Vardy	D14/486
D755,819	S	*	5/2016	Gao	D14/486
D757,790	S	*	5/2016	Ostrowski	D14/488
2008/0055263	A1	*	3/2008	Lemay H04M 1/72522	345/173

* cited by examiner






FIG. 2

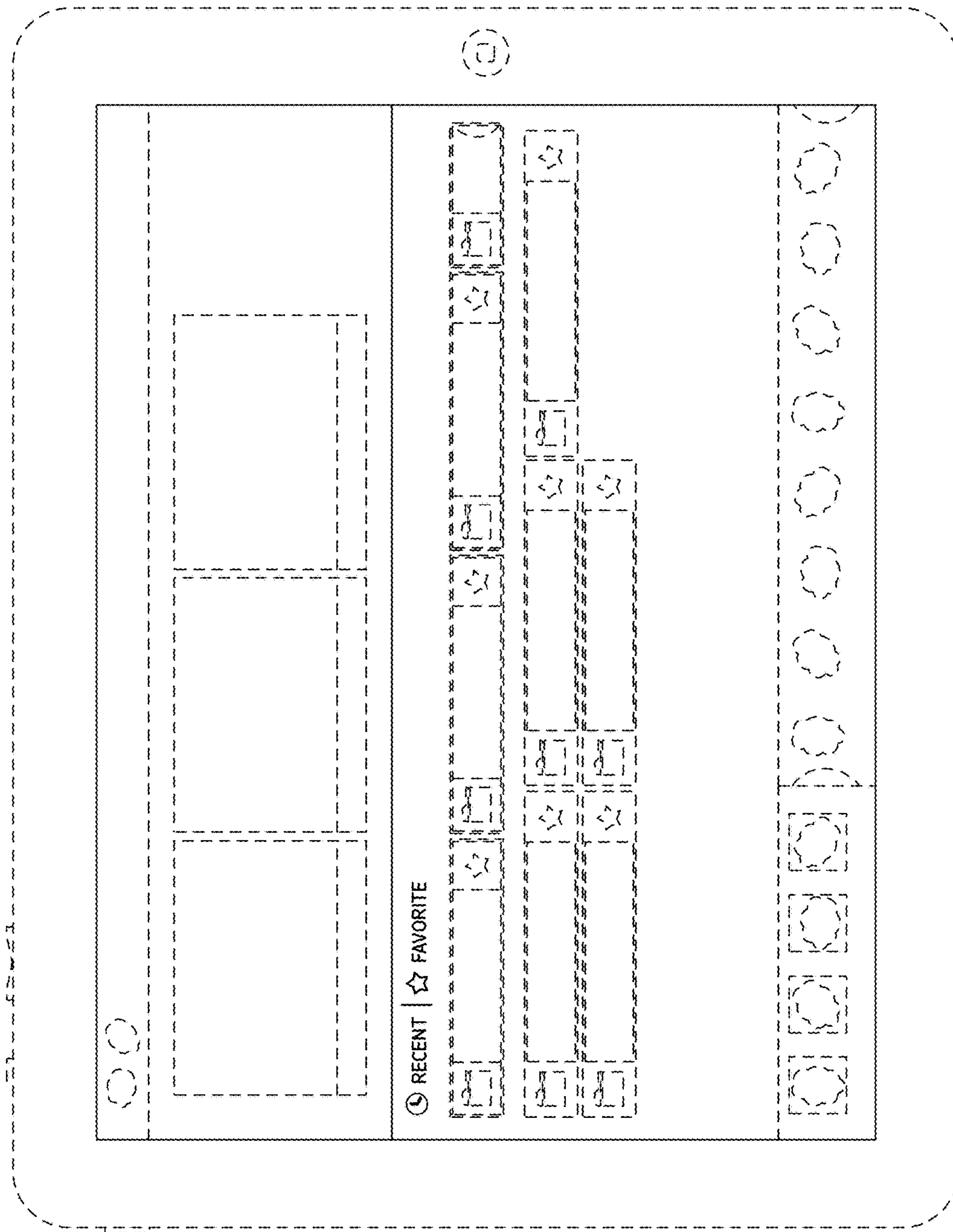


FIG. 3

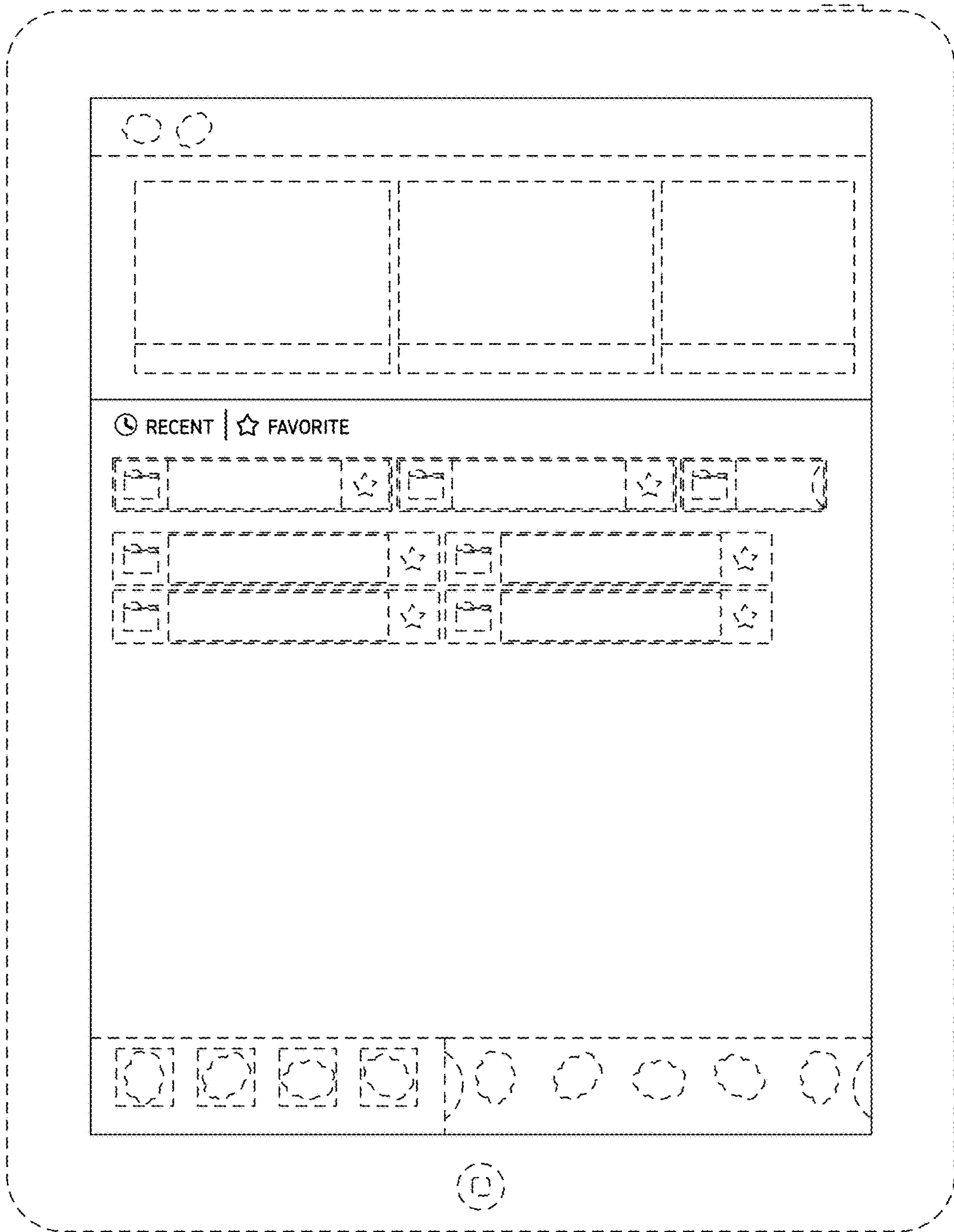


FIG. 4

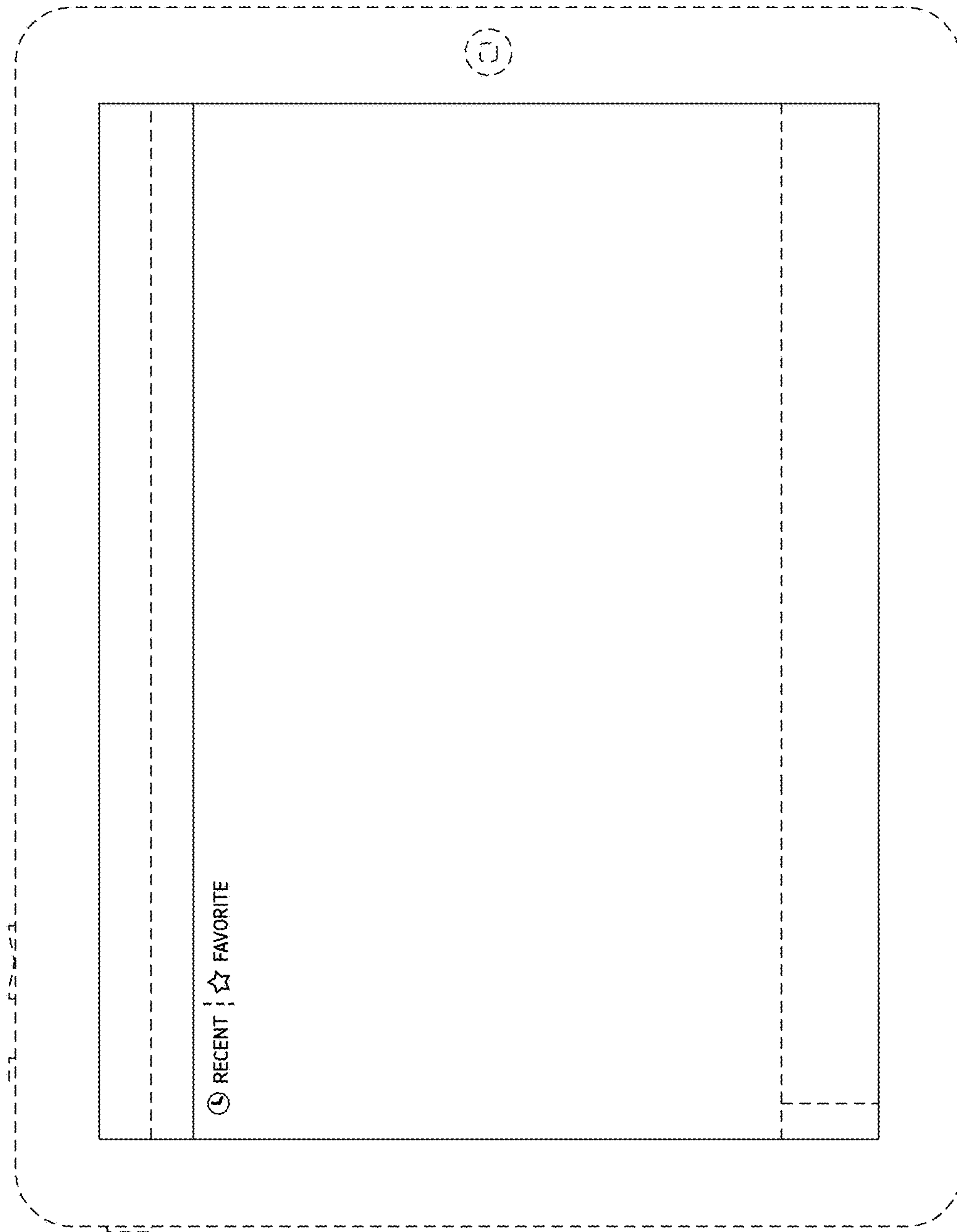


FIG. 5




FIG. 6

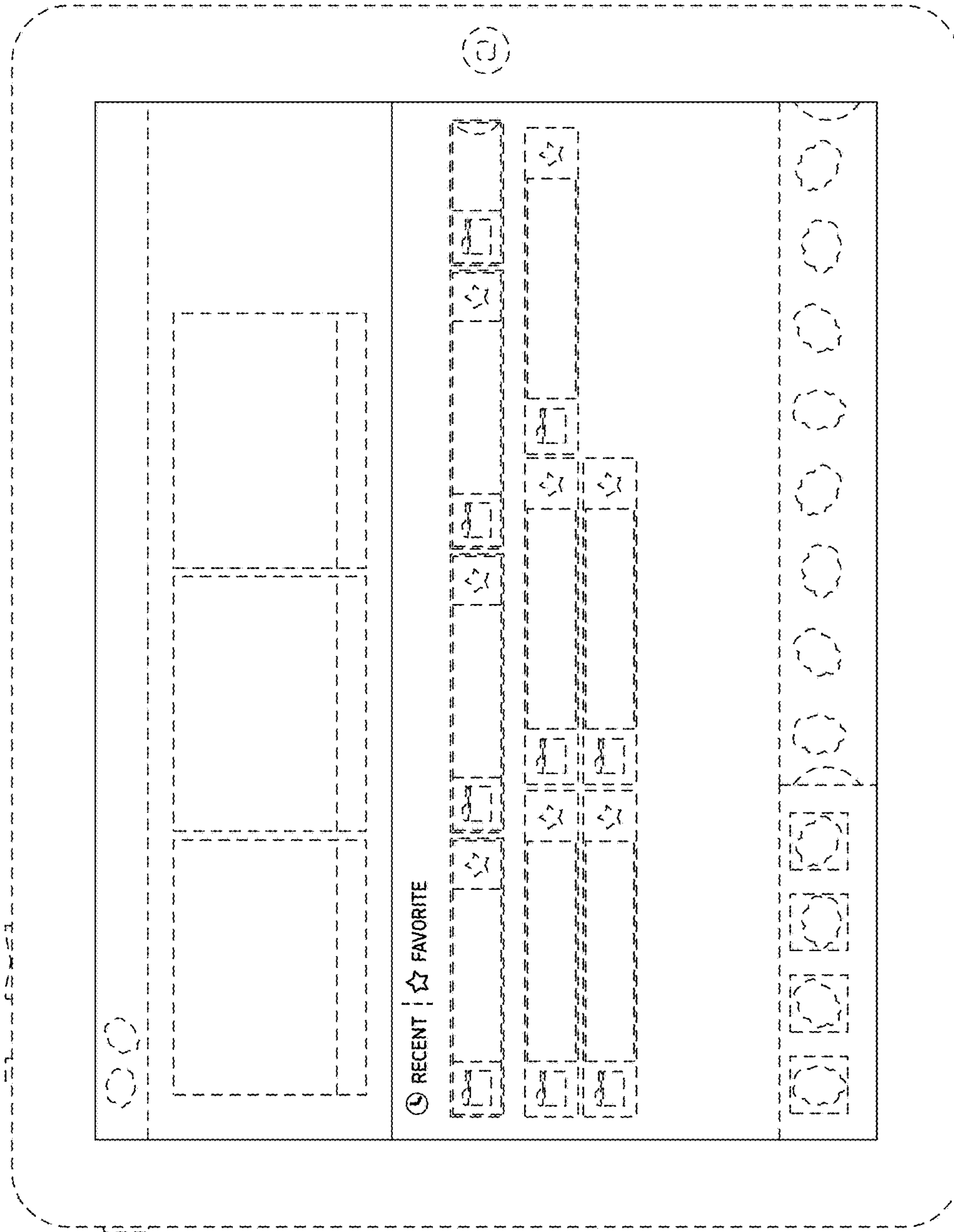


FIG. 7

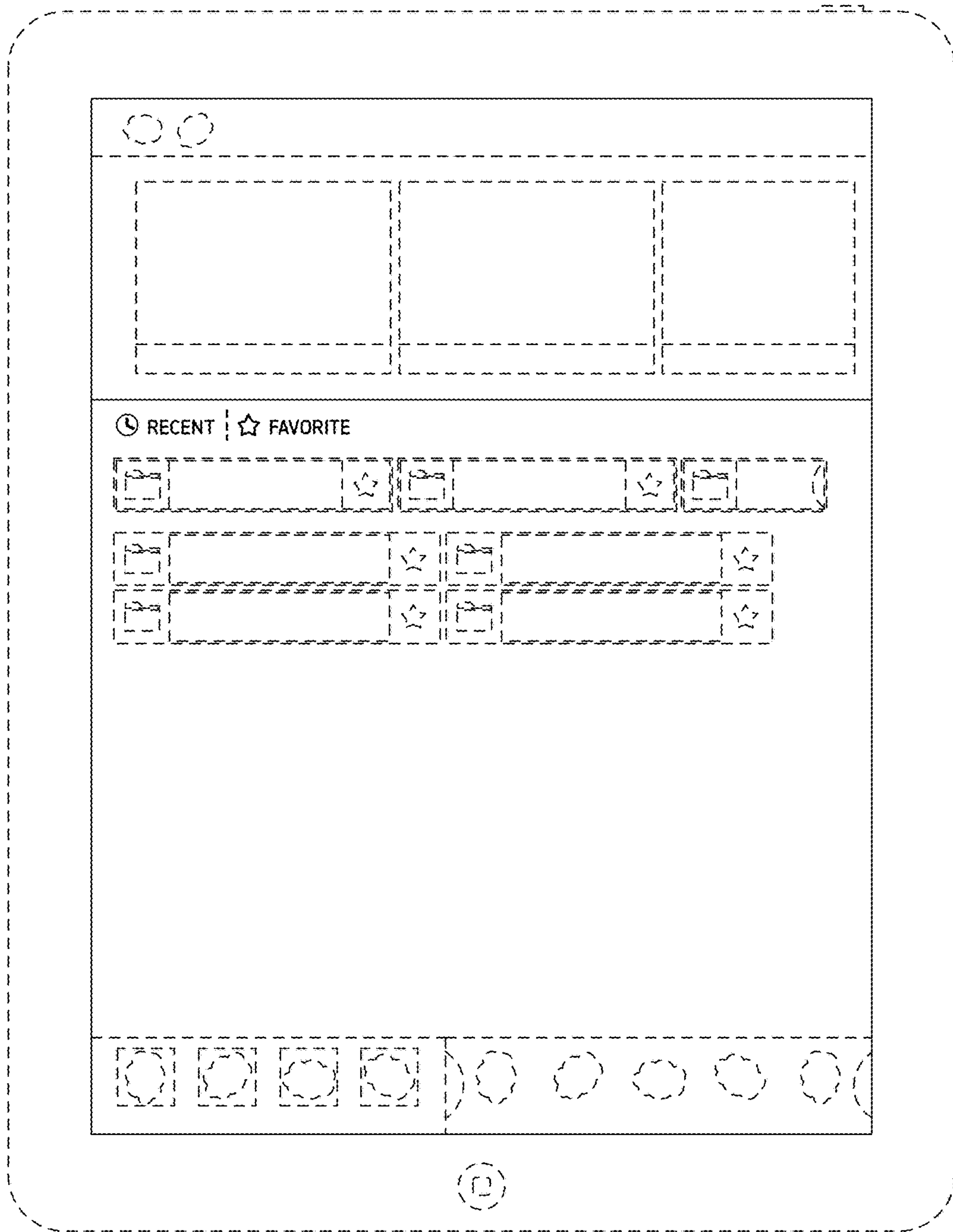


FIG. 8