



US00D781892S

(12) **United States Design Patent**  
**Kisselev et al.**

(10) **Patent No.:** **US D781,892 S**  
(45) **Date of Patent:** **\*\* Mar. 21, 2017**

(54) **DISPLAY SCREEN WITH GRAPHICAL USER INTERFACE**

(71) Applicant: **Microsoft Corporation**, Redmond, WA (US)

(72) Inventors: **Sergey Kisselev**, Redmond, WA (US);  
**Jiwon Choi**, Redmond, WA (US)

(73) Assignee: **Microsoft Corporation**, Redmond, WA (US)

(\*\*) Term: **14 Years**

(21) Appl. No.: **29/515,103**

(22) Filed: **Jan. 20, 2015**

(51) **LOC (10) Cl.** ..... **14-04**

(52) **U.S. Cl.**  
USPC ..... **D14/486**

(58) **Field of Classification Search**  
USPC ..... D14/485-495  
CPC ..... G06F 3/048; G06F 3/0481; G06F 3/0482  
See application file for complete search history.

(56) **References Cited**

U.S. PATENT DOCUMENTS

D534,916 S	1/2007	Hone et al.	
D604,317 S	11/2009	Hoefnagels et al.	
D617,804 S *	6/2010	Hirsch	D14/485
D664,557 S	7/2012	Shallcross et al.	
D664,973 S	8/2012	Gleasant et al.	
D664,984 S	8/2012	Lee et al.	
D684,184 S *	6/2013	Tanghe	D14/489
D698,816 S *	2/2014	Phelan	D14/488
D701,867 S *	4/2014	Thompson	D14/485
D705,239 S *	5/2014	Thompson	D14/485
D706,292 S *	6/2014	Tyler	D14/489
D706,799 S	6/2014	Talbot et al.	

D719,577 S *	12/2014	Tsuru	D14/485
D720,360 S *	12/2014	Bae	G06F 3/04817 D14/485
D727,954 S *	4/2015	Edwards	G06F 3/04817 D14/488
D745,045 S *	12/2015	Heeter	D14/489
D746,327 S *	12/2015	Varga	D14/489
D754,712 S *	4/2016	Reynolds-Flatt	D14/487
D765,095 S *	8/2016	Pfriem	D14/485
D765,709 S *	9/2016	Gagnier	D14/486
D768,186 S *	10/2016	Johnson	D14/487
D768,697 S *	10/2016	Kisselev	D14/487
D768,698 S *	10/2016	Kisselev	D14/487
D768,699 S *	10/2016	Kisselev	D14/487
D768,700 S *	10/2016	Kisselev	D14/487
D768,701 S *	10/2016	Kisselev	D14/487
D769,305 S *	10/2016	Williamson	D14/488

(Continued)

*Primary Examiner* — Cathron Brooks

*Assistant Examiner* — Andrew Nemeth

(74) *Attorney, Agent, or Firm* — Banner & Witcoff, Ltd.

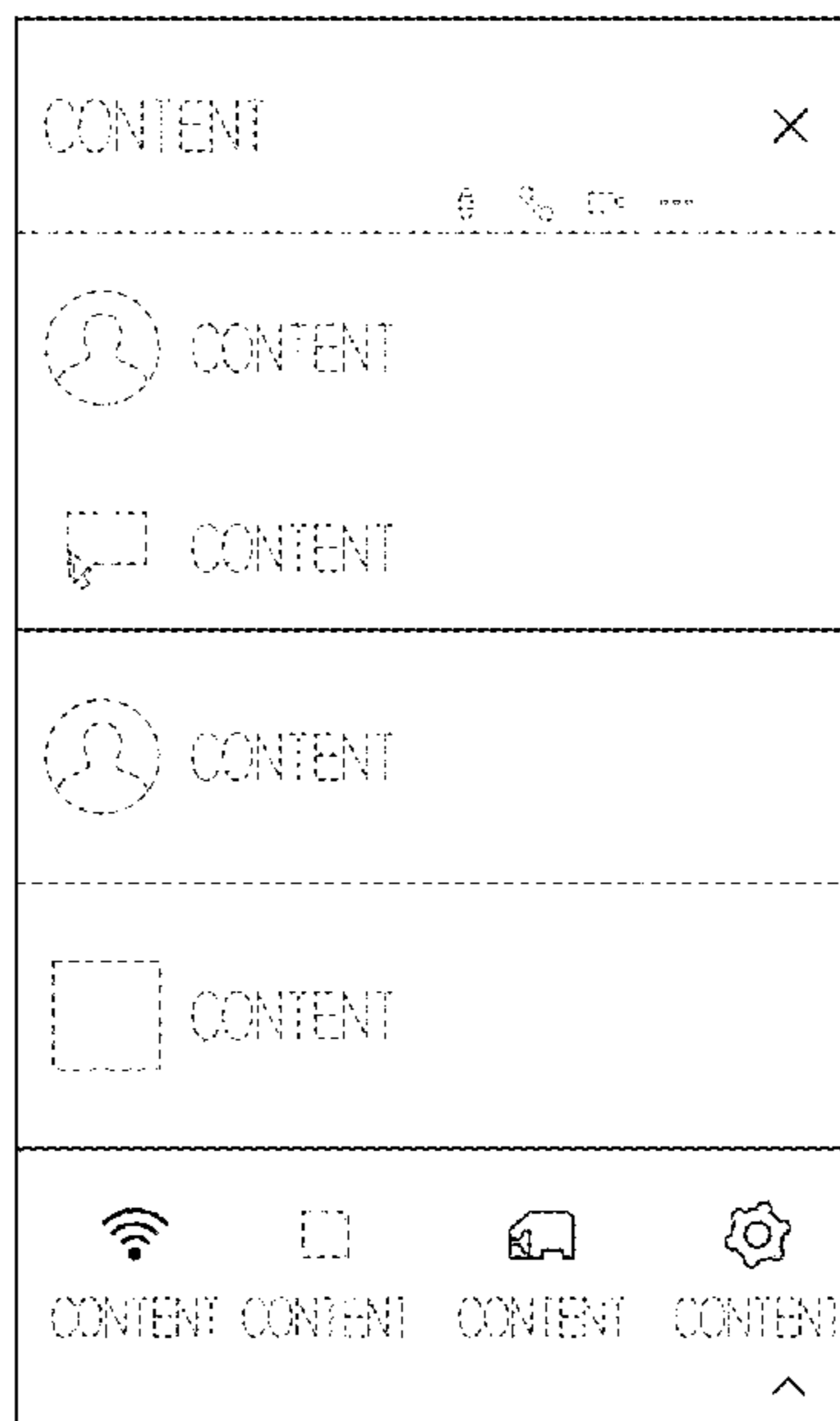
(57) **CLAIM**

The ornamental design for a display screen with graphical user interface, as shown and described.

**DESCRIPTION**

FIG. 1 is a front view of a display screen with graphical user interface showing our new design; and, FIG. 2 is an enlarged view of the claimed portion of FIG. 1. The broken line showing of the text, icons, the remainder of the graphical user interface and the remainder of the display screen, illustrates portions of the display screen with graphical user interface, and forms no part of the claimed design. The broken line showing of an electronic device is for the purpose of illustrating environmental structure, and forms no part of the claimed design.

**1 Claim, 2 Drawing Sheets**



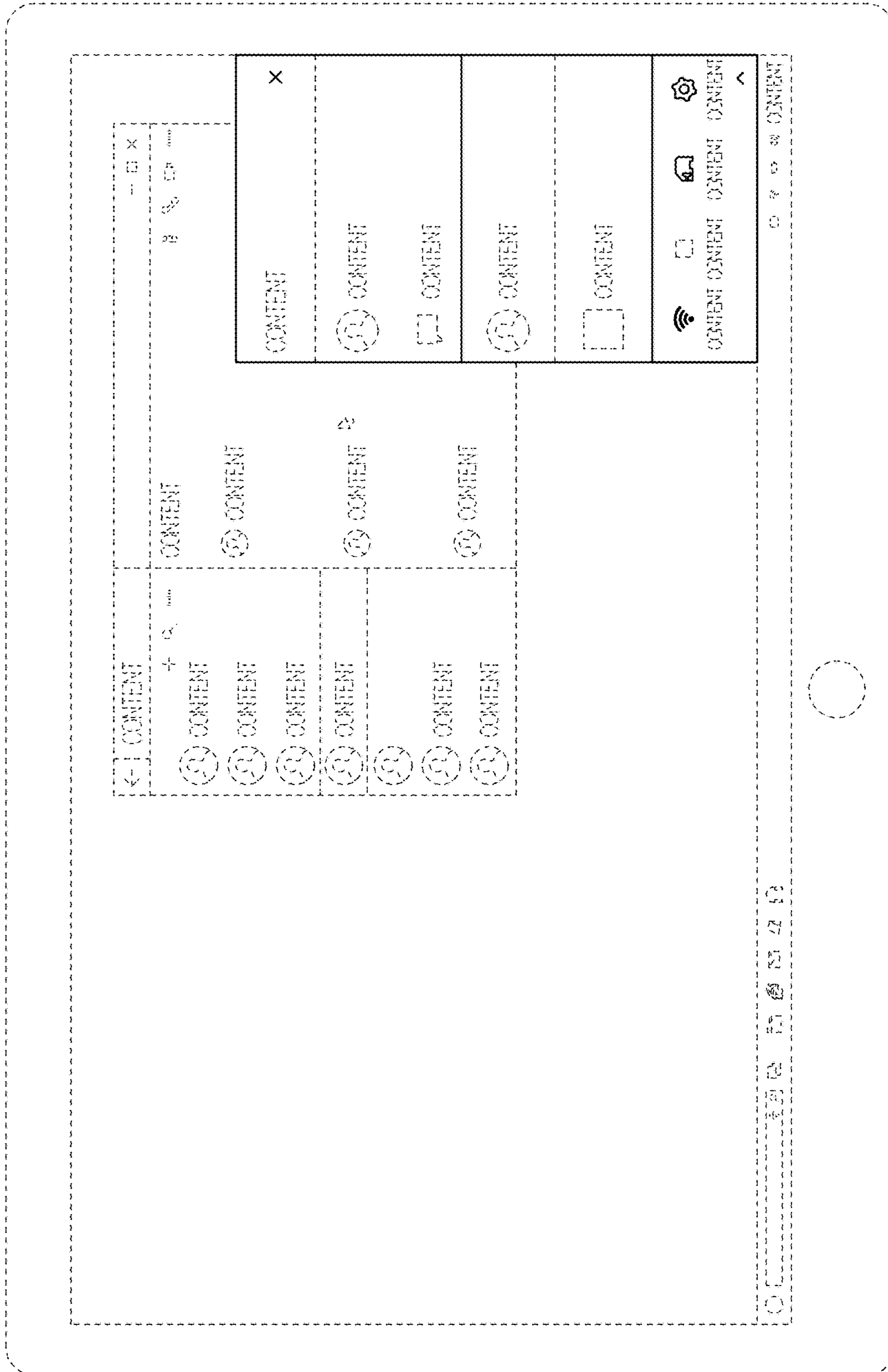
(56)

**References Cited**

U.S. PATENT DOCUMENTS

2004/0100497 A1\* 5/2004 Quillen ..... H04L 67/36  
715/751  
2013/0082956 A1\* 4/2013 Yajima ..... G06F 1/1626  
345/173  
2014/0189578 A1\* 7/2014 Shuttleworth ..... G06F 3/0484  
715/784

\* cited by examiner



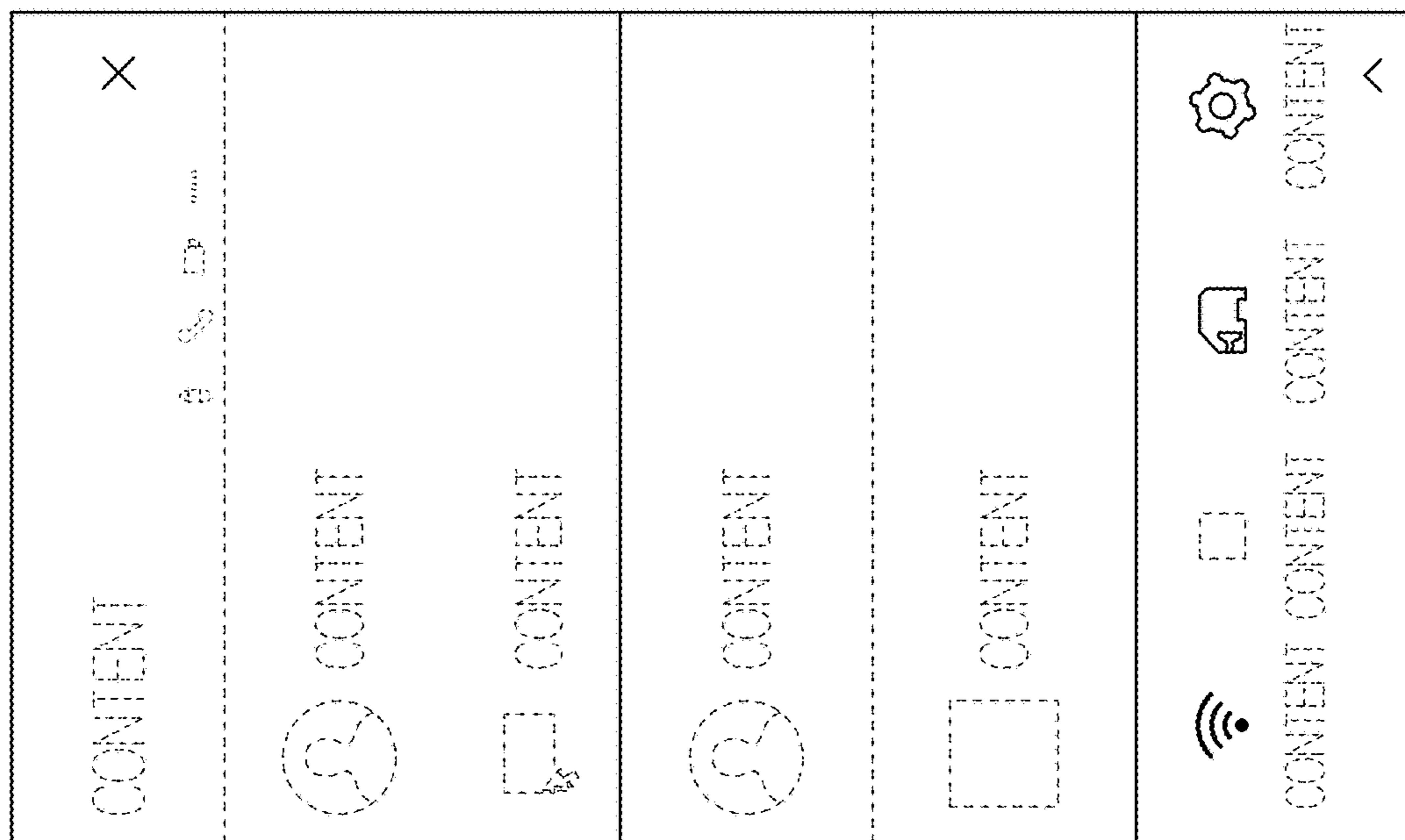


FIG. 2