



US00D781854S

(12) **United States Design Patent**  
**Park et al.**

(10) **Patent No.:** **US D781,854 S**  
(45) **Date of Patent:** **\*\* Mar. 21, 2017**

(54) **MOBILE TERMINAL**

(71) Applicant: **Samsung Electronics Co., Ltd.**,  
Suwon-si (KR)

(72) Inventors: **Sang-II Park**, Seoul (KR); **Sang-Min  
Hyun**, Seoul (KR); **Chung-Ha Kim**,  
Seoul (KR)

(73) Assignee: **Samsung Electronics Co., Ltd.**,  
Suwon-si (KR)

(\*\*) Term: **15 Years**

(21) Appl. No.: **29/549,399**

(22) Filed: **Dec. 22, 2015**

**Related U.S. Application Data**

(63) Continuation of application No. 29/499,015, filed on  
Aug. 11, 2014, now Pat. No. Des. 749,571.

(30) **Foreign Application Priority Data**

Feb. 22, 2014 (KR) ..... 30-2014-0009025

(51) **LOC (10) Cl.** ..... **14-03**

(52) **U.S. Cl.**  
USPC ..... **D14/345**; D14/496; D14/203.4;  
D14/341

(58) **Field of Classification Search**

USPC ..... D14/496, 203-203.7, 138 AB, 138 AD,  
D14/341-346, 143, 218, 138 R, 339, 340,  
D14/316; 345/156, 169, 173-179, 905;  
715/700; 710/1, 5, 8; 713/1, 600;  
455/11, 1.7, 73, 344-347, 93, 95, 575.1,  
455/556.2, 573.3, 566; 370/342-344;  
369/1, 2, 6, 12; 463/43-47; 379/433.01,  
379/433.04, 433.12, 433.13; 361/679.01,  
361/679.56

CPC ..... G06F 1/16; G06F 3/00; G06F 3/14; H04B  
1/38; H05K 7/00; H04K 7/16; H04K  
7/20; H04M 1/0212; H04M 1/021; H04M  
1/022; H04M 2250/16

See application file for complete search history.

(56) **References Cited**

U.S. PATENT DOCUMENTS

5,027,394 A 6/1991 Ono  
5,214,514 A 5/1993 Haberkern  
6,486,890 B1 \* 11/2002 Harada ..... G06F 1/1601  
345/660

D466,897 S 12/2002 Hata  
D491,902 S 6/2004 Chen

(Continued)

*Primary Examiner* — Prabhakar Deshmukh  
(74) *Attorney, Agent, or Firm* — NSIP Law


(57) **CLAIM**

We claim the ornamental design for a mobile terminal, as  
shown and described.

**DESCRIPTION**

FIG. 1 is a front perspective view of a mobile terminal  
showing our new design;  
FIG. 2 is a front view thereof;  
FIG. 3 is a rear view thereof;  
FIG. 4 is a left-side view thereof;  
FIG. 5 is a right-side view thereof;  
FIG. 6 is a top view thereof;  
FIG. 7 is a bottom view thereof;  
FIG. 8 is another front perspective view, in which the mobile  
terminal is provided in an open position; and,  
FIG. 9 is a rear perspective view, in which the mobile  
terminal is provided in an open position.  
The broken lines in the figures show portions of the mobile  
terminal which form no part of the claimed design.

**1 Claim, 7 Drawing Sheets**



(56)

**References Cited**

U.S. PATENT DOCUMENTS

D493,463	S	7/2004	Takahashi	
6,829,490	B2	12/2004	Nakamura	
6,900,981	B2	5/2005	Kuivas	
7,151,911	B2	12/2006	Matsumoto	
D559,267	S	1/2008	Griffin	
8,264,823	B2 *	9/2012	Kim	H04M 1/0216 345/173
8,265,705	B2 *	9/2012	Lee	G06F 1/1616 345/169
D680,532	S *	4/2013	Reeves	D14/345
D681,000	S	4/2013	Koh	
D681,054	S	4/2013	Koh	
D693,323	S *	11/2013	Kawase	D14/138 AB
D702,227	S *	4/2014	Washiyama	D14/341
D716,750	S	11/2014	Matsumoto	
9,078,338	B2	7/2015	Ohtaka	

\* cited by examiner

FIG. 1

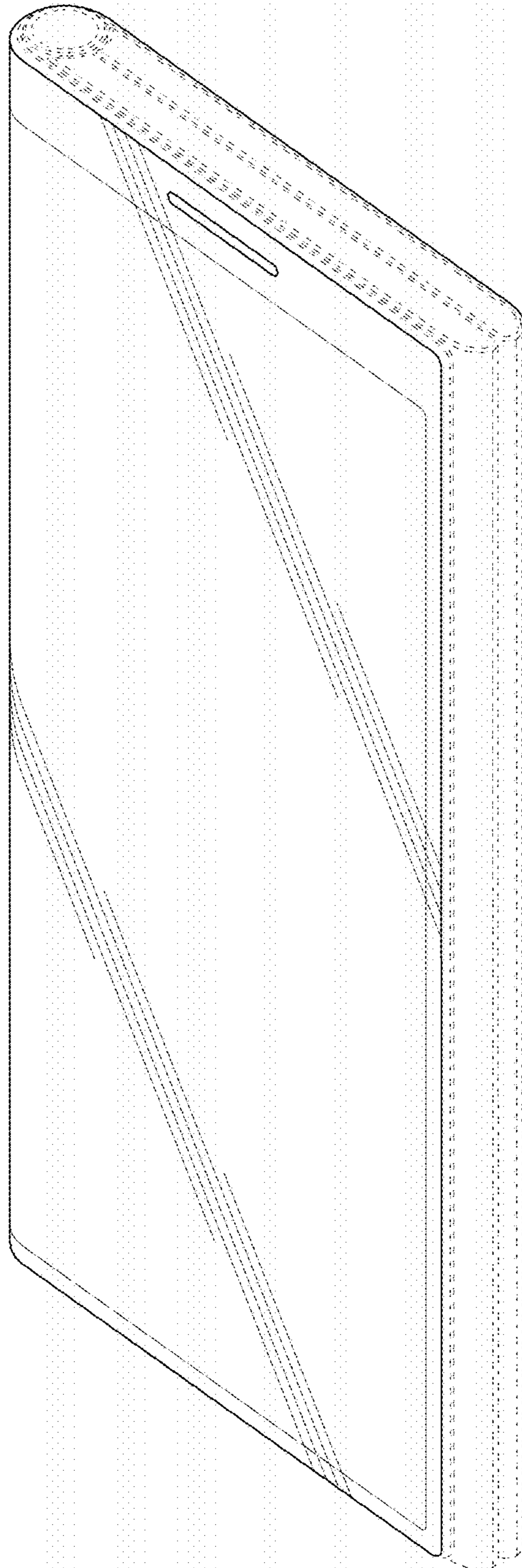


FIG. 2




FIG. 3




FIG. 4

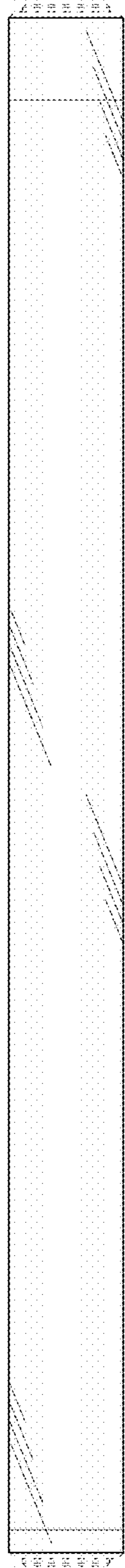


FIG. 5




FIG. 6

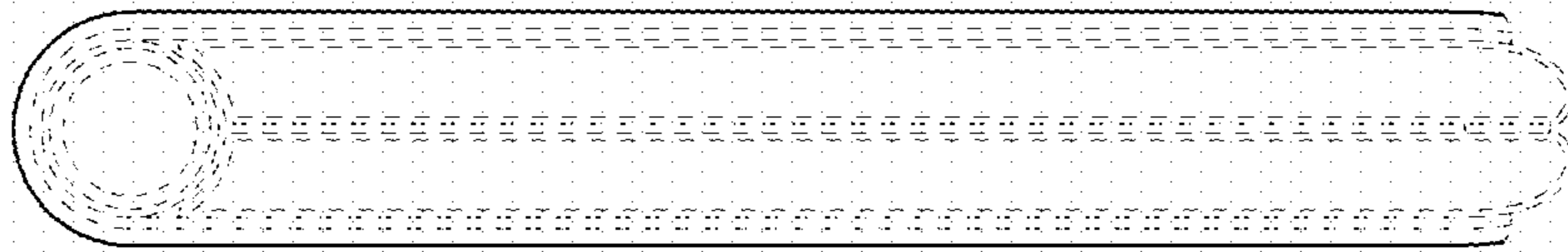


FIG. 7

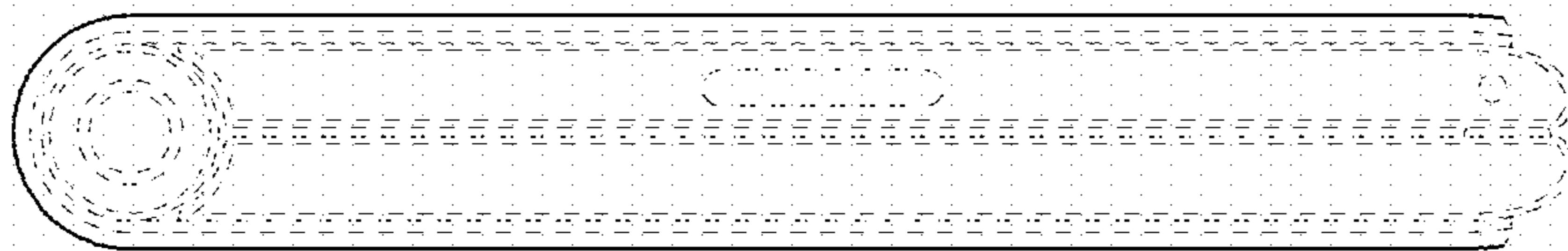


FIG. 8

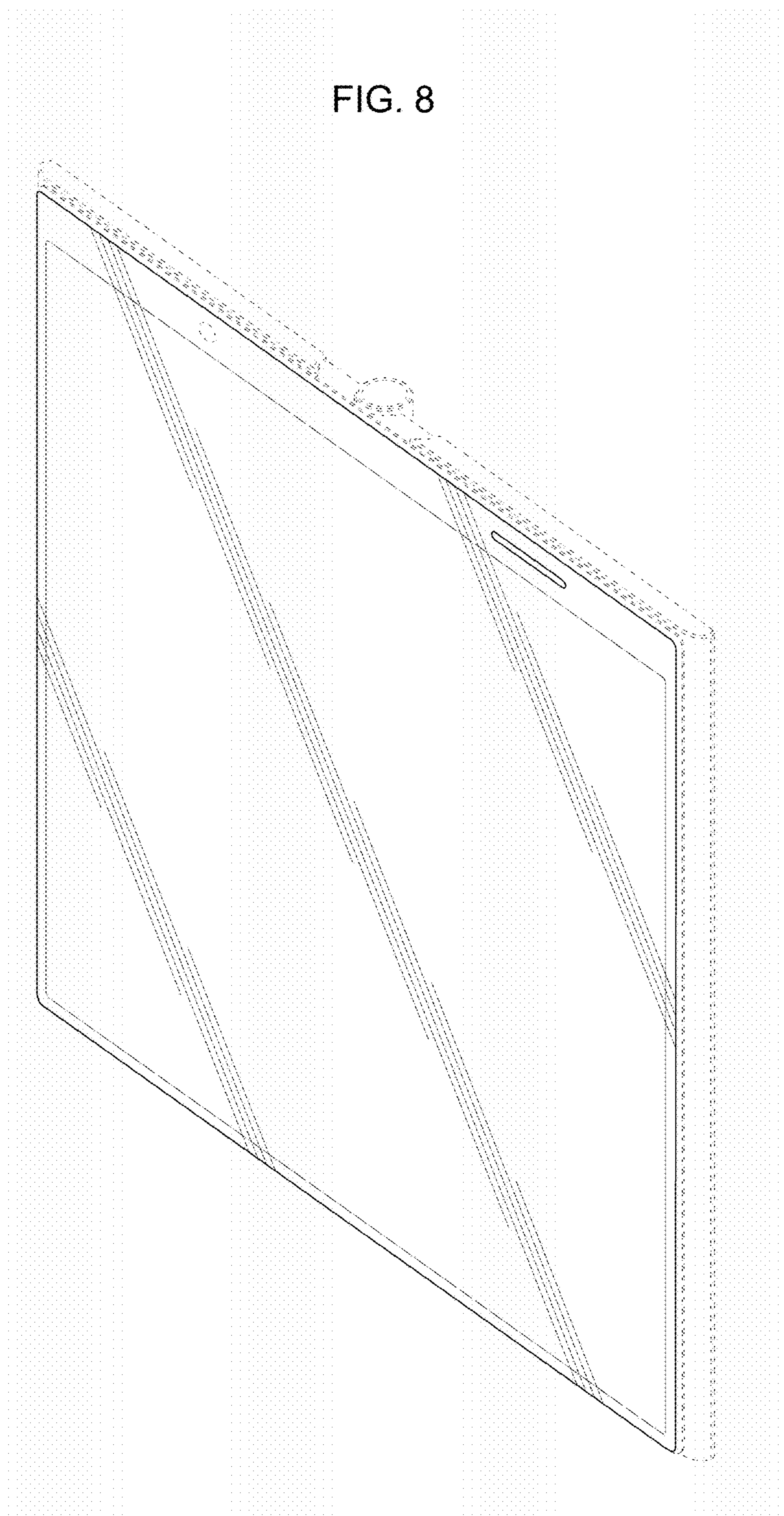




FIG. 9

