



US00D781847S

(12) **United States Design Patent**  
**Kim et al.**

(10) **Patent No.:** **US D781,847 S**  
(45) **Date of Patent:** **\*\* Mar. 21, 2017**

(54) **ELECTRONIC DEVICE**

(71) Applicant: **Samsung Electronics Co., Ltd.**,  
Suwon-si, Gyeonggi-do (KR)

(72) Inventors: **Chung Ha Kim**, Seoul (KR); **Sung Kwon Kim**, Seoul (KR); **Sang Min Hyun**, Seoul (KR)

(73) Assignee: **Samsung Electronics Co., Ltd.**,  
Suwon-Si (KR)

(\*\*) Term: **14 Years**

(21) Appl. No.: **29/521,382**

(22) Filed: **Mar. 23, 2015**

(30) **Foreign Application Priority Data**

Oct. 6, 2014 (KR) ..... 30-2014-0048133

(51) **LOC (10) Cl.** ..... **14-02**

(52) **U.S. Cl.**  
USPC ..... **D14/341**

(58) **Field of Classification Search**

USPC ..... D14/315-318, 341-347, 420, 426, 129,  
D14/130, 496, 137, 138 R, 138 AA,  
D14/138 C, 138 G, 147, 203.1, 203.3,  
D14/204.4, 203.7, 218, 248, 388, 389;  
D10/50, 65, 104.1; D21/329, 330;  
D6/308, 310

CPC .... G06F 3/0485; G06F 3/0488; G06F 1/1613;  
G06F 1/1624; G06F 1/1626; G06F 1/165;  
H04M 1/0202; H04M 1/0264; H04M  
1/0214; H04M 1/0279; H04M 1/0281;  
H04M 1/0283; H04M 1/72544

See application file for complete search history.

(56) **References Cited**

**U.S. PATENT DOCUMENTS**

D319,434 S \* 8/1991 Lund ..... D14/341  
5,128,662 A \* 7/1992 Failla ..... G06F 1/1601  
248/924

D580,928 S \* 11/2008 Bemelmans ..... D14/345  
D582,417 S \* 12/2008 Sheba ..... D14/217  
D590,811 S \* 4/2009 Pauschitz ..... D14/215  
D597,090 S \* 7/2009 Bemelmans ..... D14/341  
D601,112 S \* 9/2009 Tang ..... D14/138 AD  
D619,990 S \* 7/2010 Lai ..... D14/138 AD  
D629,798 S \* 12/2010 Arie ..... D14/341  
D631,469 S \* 1/2011 Demskie ..... D14/218

(Continued)

**FOREIGN PATENT DOCUMENTS**

KR 30-0659864 8/2013  
KR 30-20110017799 8/2013

*Primary Examiner* — Barbara Fox

*Assistant Examiner* — Dana K Weiland

(74) *Attorney, Agent, or Firm* — Ladas & Parry LLP

(57) **CLAIM**

We claim the ornamental design for an electronic device, as shown and described.

**DESCRIPTION**

FIG. 1 is the front perspective view of electronic device showing our new design;

FIG. 2 is the front view thereof;

FIG. 3 is the rear view thereof;

FIG. 4 is the left-side view thereof;

FIG. 5 is the right-side view thereof;

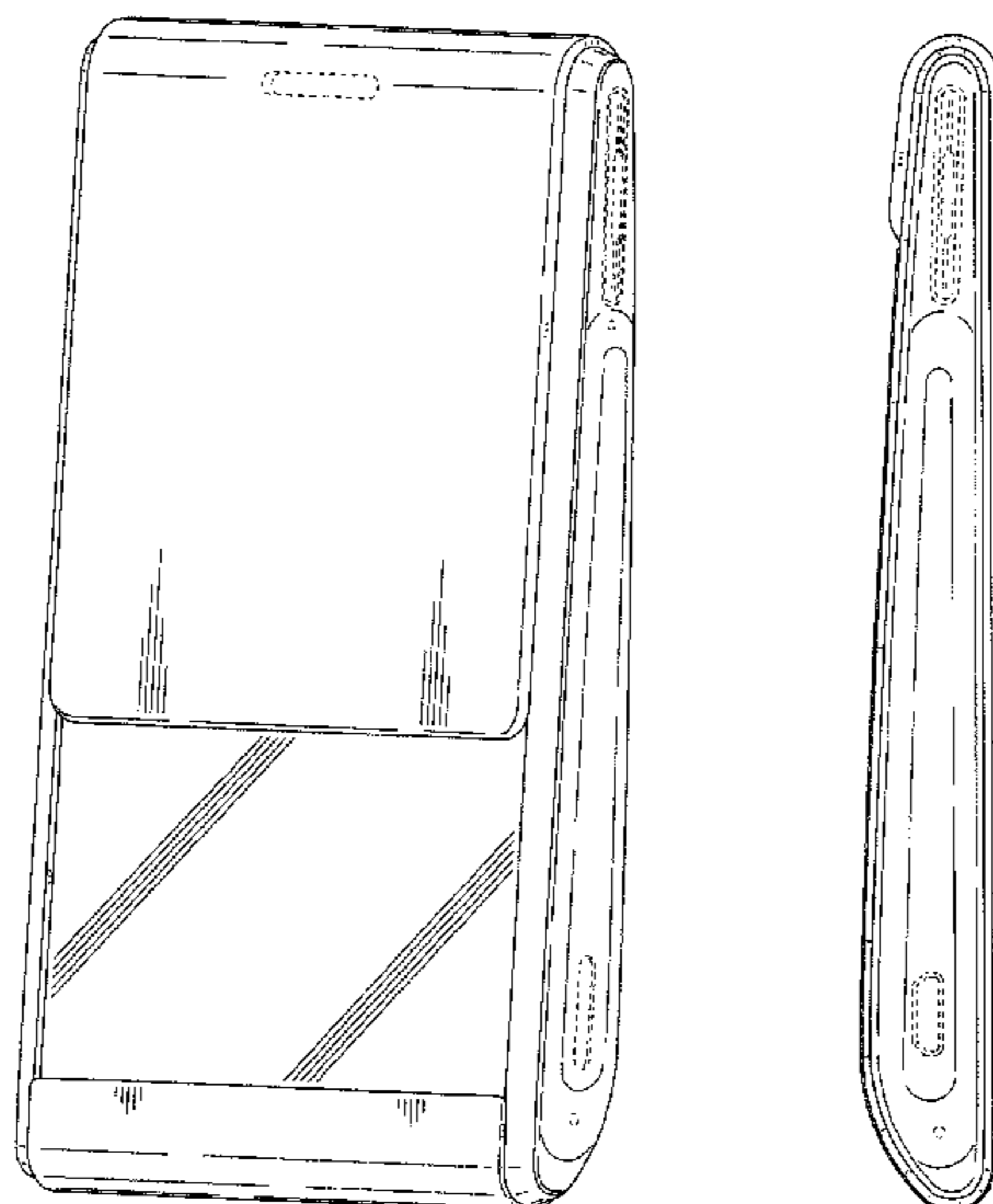
FIG. 6 is the top-side plan view thereof;

FIG. 7 is the bottom-side plan view thereof; and,

FIG. 8 is another front perspective view thereof, as shown in an alternate configuration.

The broken lines in the drawing illustrate portions of the electronic device that form no part of the claimed design.

**1 Claim, 8 Drawing Sheets**



(56)

**References Cited**

U.S. PATENT DOCUMENTS

D634,318 S \* 3/2011 Buckle ..... D14/341  
D641,750 S 7/2011 Hu et al.  
D649,965 S \* 12/2011 Chiu ..... D14/341  
D654,902 S \* 2/2012 Chung ..... D14/138 AD  
D656,497 S \* 3/2012 Chiu ..... D14/341  
D672,336 S \* 12/2012 Lister ..... D14/218  
D680,526 S \* 4/2013 Gammon ..... D14/341  
D685,784 S 7/2013 Ma  
D722,035 S \* 2/2015 Nam ..... D14/138 AD  
D733,085 S \* 6/2015 Kim ..... D14/138 G  
D734,302 S \* 7/2015 Won ..... D14/218  
D734,340 S \* 7/2015 Kim ..... D14/440  
D737,238 S \* 8/2015 Lee ..... D14/138 G  
D737,244 S \* 8/2015 Kim ..... D14/214  
D741,319 S \* 10/2015 Yun ..... D14/341  
D744,489 S \* 12/2015 Sirichai ..... D14/440  
D745,512 S \* 12/2015 Lee ..... D14/336  
D746,823 S \* 1/2016 Lai ..... D14/434  
D749,573 S \* 2/2016 Park ..... D14/203.4  
D749,576 S \* 2/2016 Park ..... D14/203.4  
D750,063 S \* 2/2016 Chung ..... D14/341  
D766,891 S \* 9/2016 Hong ..... D14/341

\* cited by examiner

FIG. 1

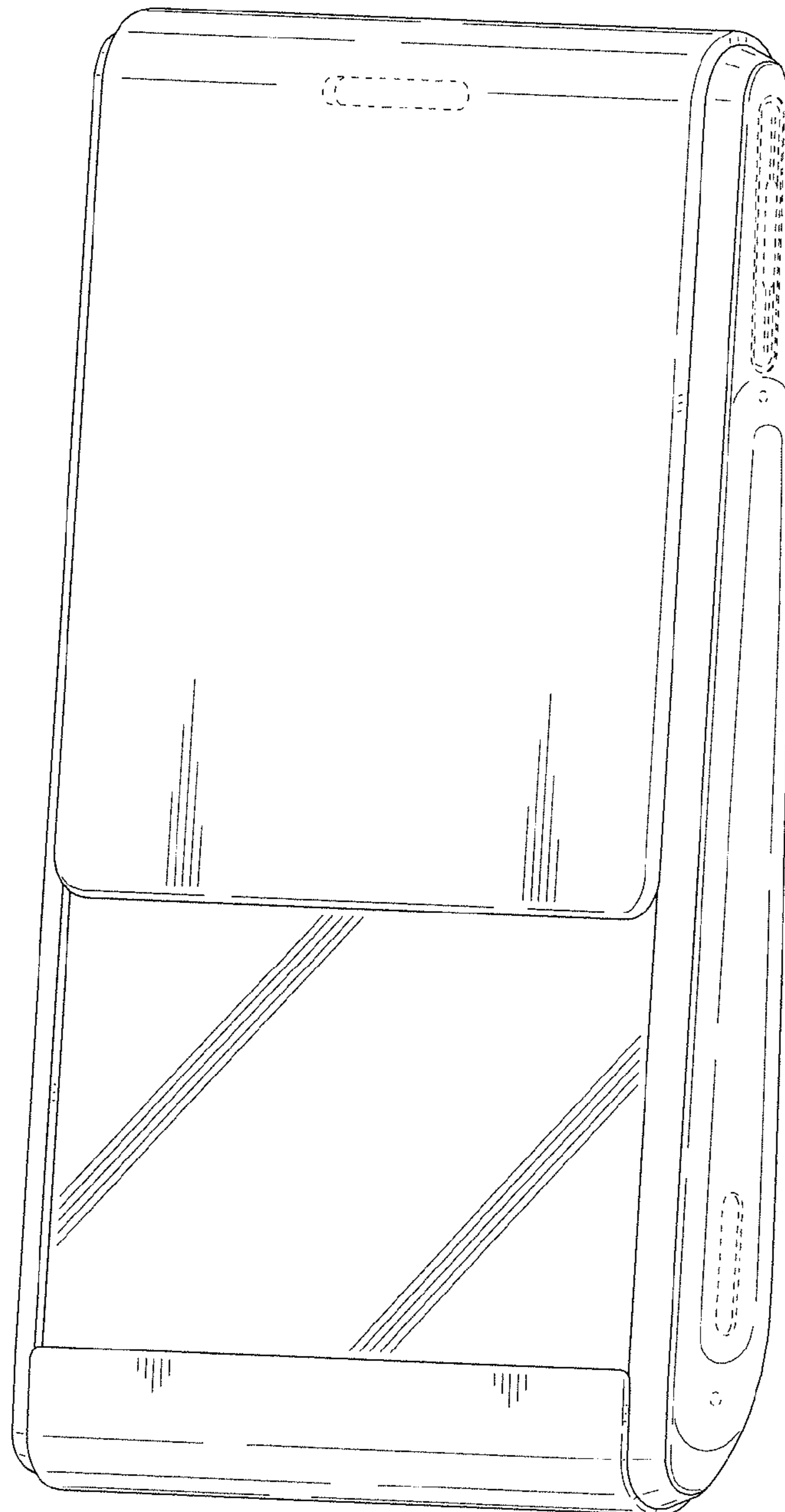


FIG. 2

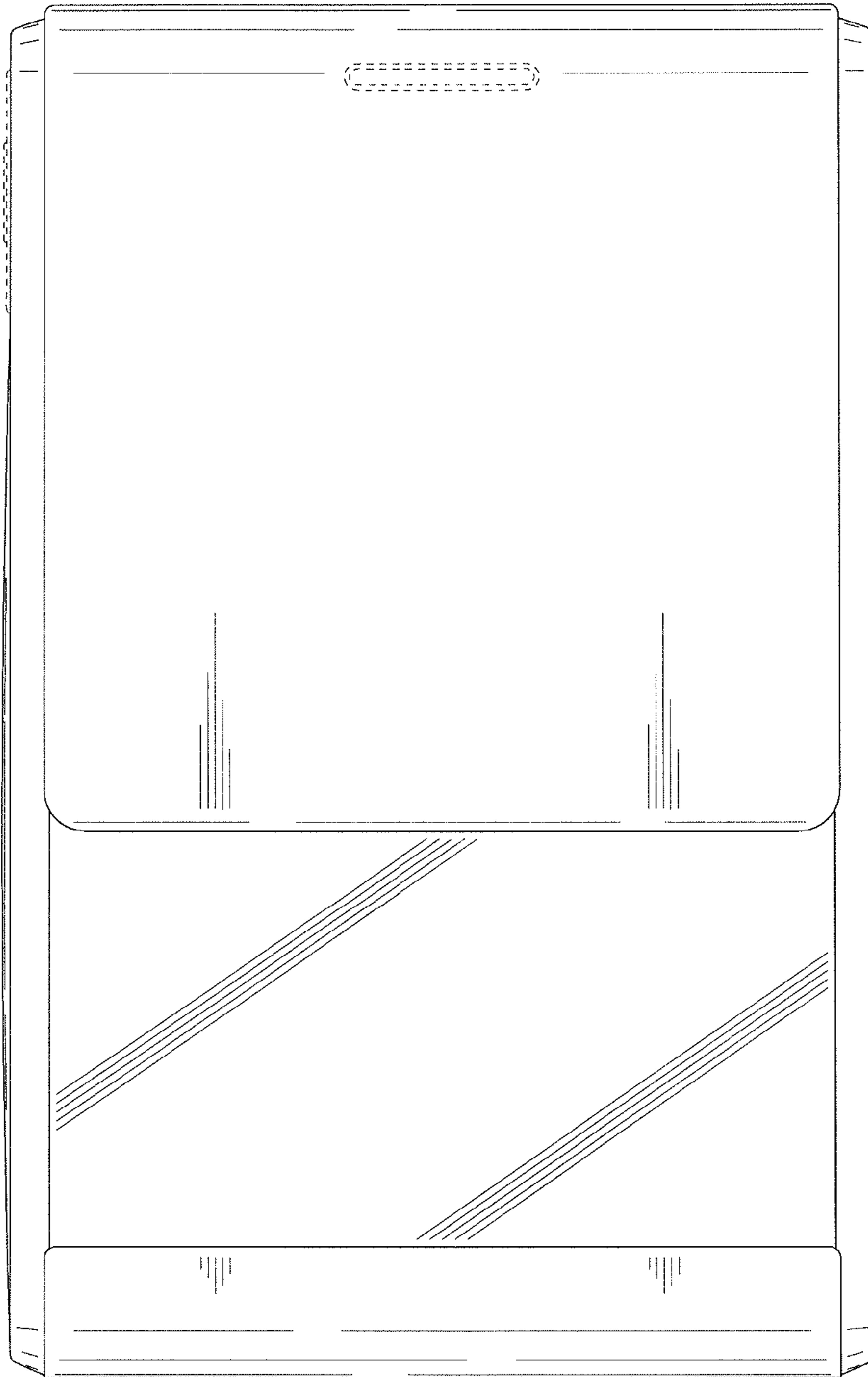


FIG. 3




FIG. 4

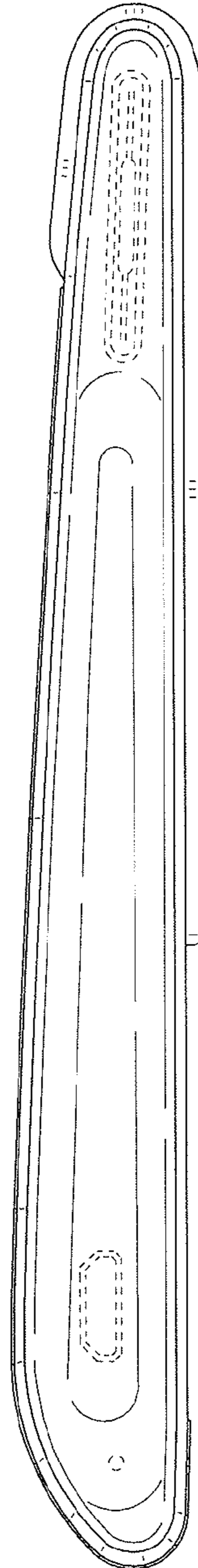


FIG. 5

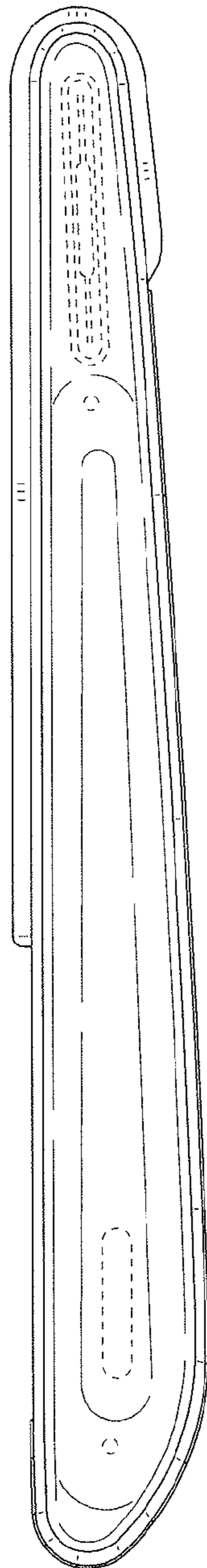




FIG. 6






FIG. 7




FIG. 8

