



US00D781837S

(12) **United States Design Patent**
Kim et al.

(10) **Patent No.:** **US D781,837 S**

(45) **Date of Patent:** **** Mar. 21, 2017**

(54) **PHONE CASE**

(71) Applicant: **Modne, Inc.**, Cerritos, CA (US)

(72) Inventors: **WooJin Kim**, Fullerton, CA (US);
Saehee Park, Arcadia, CA (US); **Judy Chung**, Arcadia, CA (US); **Seungchul Lee**, Anaheim, CA (US); **Kidong Kwon**, Glendale, CA (US); **TaeHun Kim**, Irvine, CA (US)

(73) Assignee: **MODNE, INC.**, Cerritos, CA (US)

(**) Term: **15 Years**

(21) Appl. No.: **29/557,976**

(22) Filed: **Mar. 14, 2016**

(30) **Foreign Application Priority Data**

Oct. 19, 2015 (KR) 30-2015-52572

(51) **LOC (10) Cl.** **14-03**

(52) **U.S. Cl.**
USPC **D14/250**

(58) **Field of Classification Search**
USPC D14/238.1, 440, 203.3–203.7, 217, 240,
D14/447, 250, 251–253, 248, 496, 391;
D3/201, 218, 247, 269, 273, 301, 303;
D13/103, 107–108, 119
CPC H04B 1/3888; H04M 1/0283;
H04M 1/0202; A45C 1/06; A45C
2011/002; A45C 11/00; A45C 13/02;
A45F 2005/026; A45F 2200/0525;
A45F 2200/0516
See application file for complete search history.

(56) **References Cited**

U.S. PATENT DOCUMENTS

D574,819 S * 8/2008 Andre D3/269
D575,056 S * 8/2008 Tan D3/201

D622,716 S * 8/2010 Andre D14/250
D681,619 S * 5/2013 Smith D14/250
D687,027 S * 7/2013 Melanson D14/250
D700,598 S * 3/2014 Kim D14/250
D704,182 S * 5/2014 Smith D14/250
D712,892 S * 9/2014 Hong D14/250
D718,291 S * 11/2014 Hong D14/250

(Continued)

Primary Examiner — Carla Jobe Wright

(74) *Attorney, Agent, or Firm* — Dorsey & Whitney LLP

(57) **CLAIM**

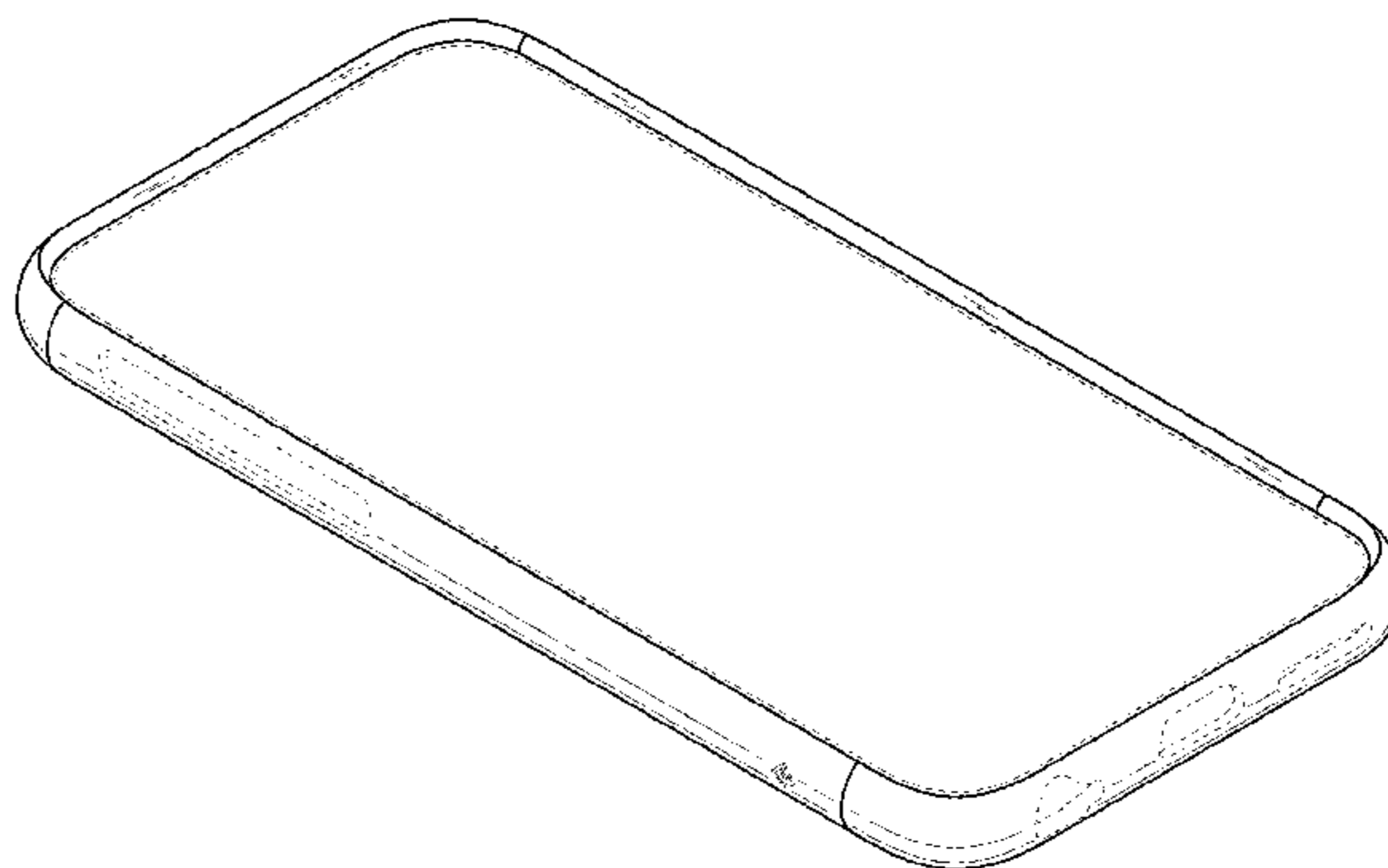

The ornamental design for a phone case, as shown and described.

DESCRIPTION

FIG. 1 is an illustration of a front view of a phone case showing our new design;
FIG. 2 is an illustration of a back view of the phone case;
FIG. 3 is an illustration of a left side view of the phone case;
FIG. 4 is an illustration of a right side view of the phone case;
FIG. 5 is an illustration of a top view of the phone case;
FIG. 6 is an illustration of a bottom view of the phone case;
FIG. 7 is an illustration of an isometric view of the back of the phone case; and,
FIG. 8 is an illustration of an isometric view of the front of the phone case.

The broken lines immediately adjacent the shaded surfaces represent the bounds of the claimed design. All other broken lines depict environmental subject matter that forms no part of the claimed design. The broken lines and unshaded regions bounded by broken lines form no part of the claimed design.

1 Claim, 6 Drawing Sheets



(56)

References Cited

U.S. PATENT DOCUMENTS

D719,559	S	12/2014	Dukerschein et al.	
D726,172	S *	4/2015	Watkins	D14/250
D735,182	S *	7/2015	Watkins	D14/250
D741,844	S *	10/2015	Rayner	D14/250
D744,995	S *	12/2015	Lerenthal	D14/250
D747,306	S	1/2016	Kim	
9,264,089	B2 *	2/2016	Tages	H04M 1/185
D761,774	S *	7/2016	Liang	D14/250
D765,629	S *	9/2016	Watt	D14/250
D765,632	S *	9/2016	Northrup	D14/250
D766,819	S *	9/2016	Gjovik	D13/103
D771,612	S *	11/2016	Roberts	D14/250
D772,211	S *	11/2016	Poon	D14/250
D772,857	S *	11/2016	Poon	D14/250
D774,500	S *	12/2016	Reese	D14/250
2013/0257240	A1 *	10/2013	Hong	H04B 1/3888 312/223.1
2015/0141090	A1 *	5/2015	Hwan	H04B 1/3888 455/575.8
2015/0382495	A1 *	12/2015	Lim	A45C 11/00 206/523
2016/0106202	A1 *	4/2016	Ford	A45C 13/1069 224/267

* cited by examiner




FIG. 1




FIG. 2




FIG. 3




FIG. 4

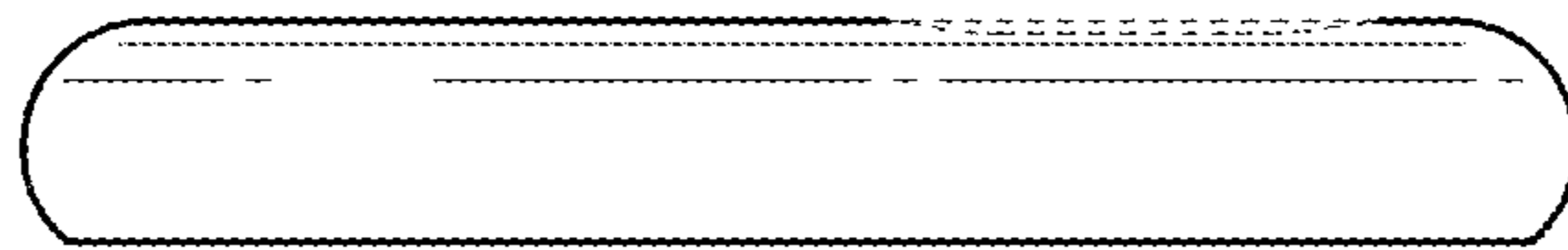


FIG. 5

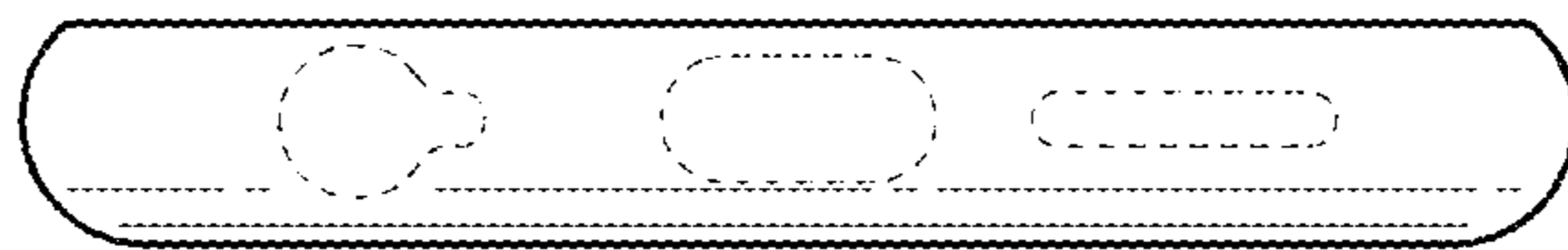


FIG. 6

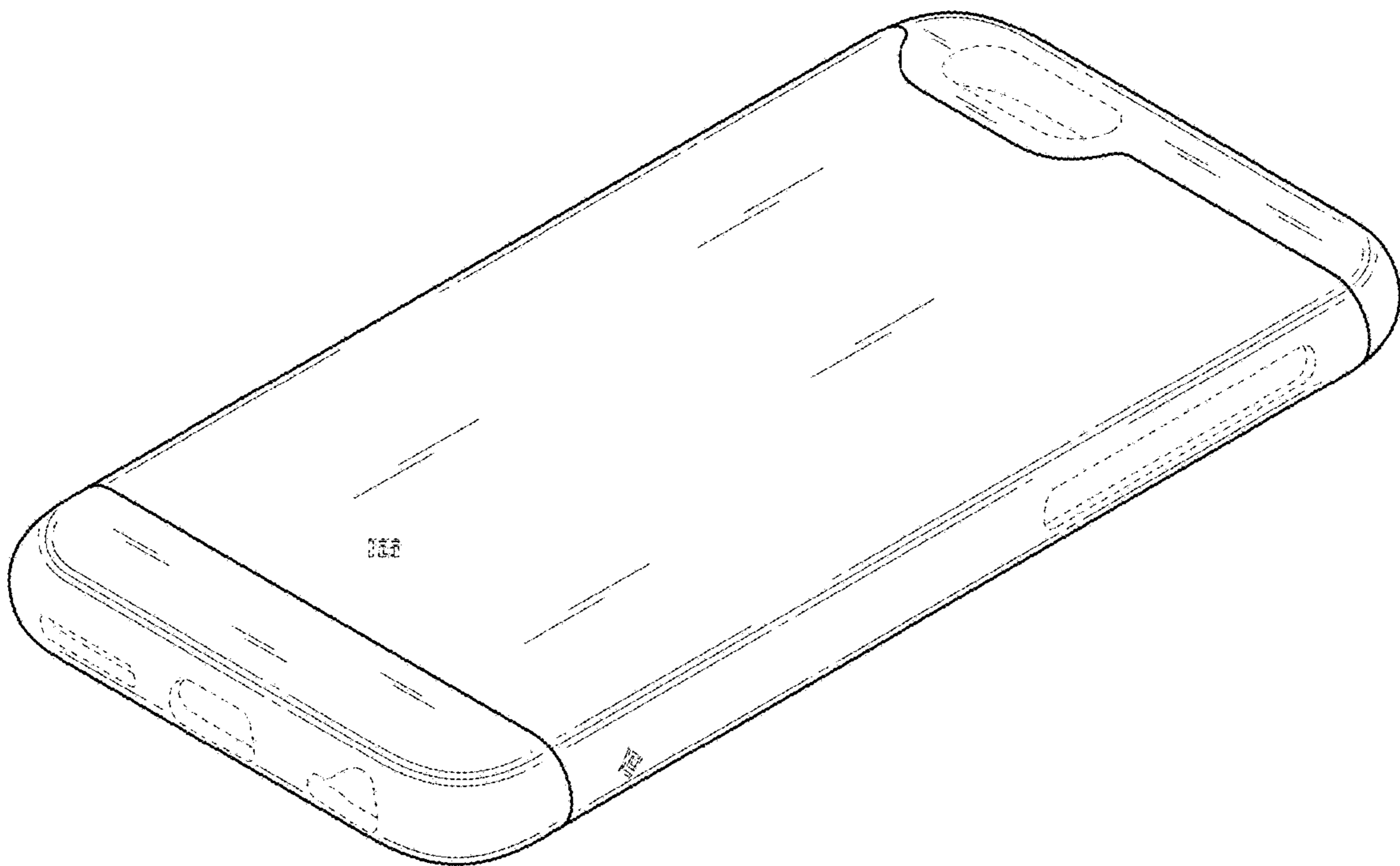


FIG. 7

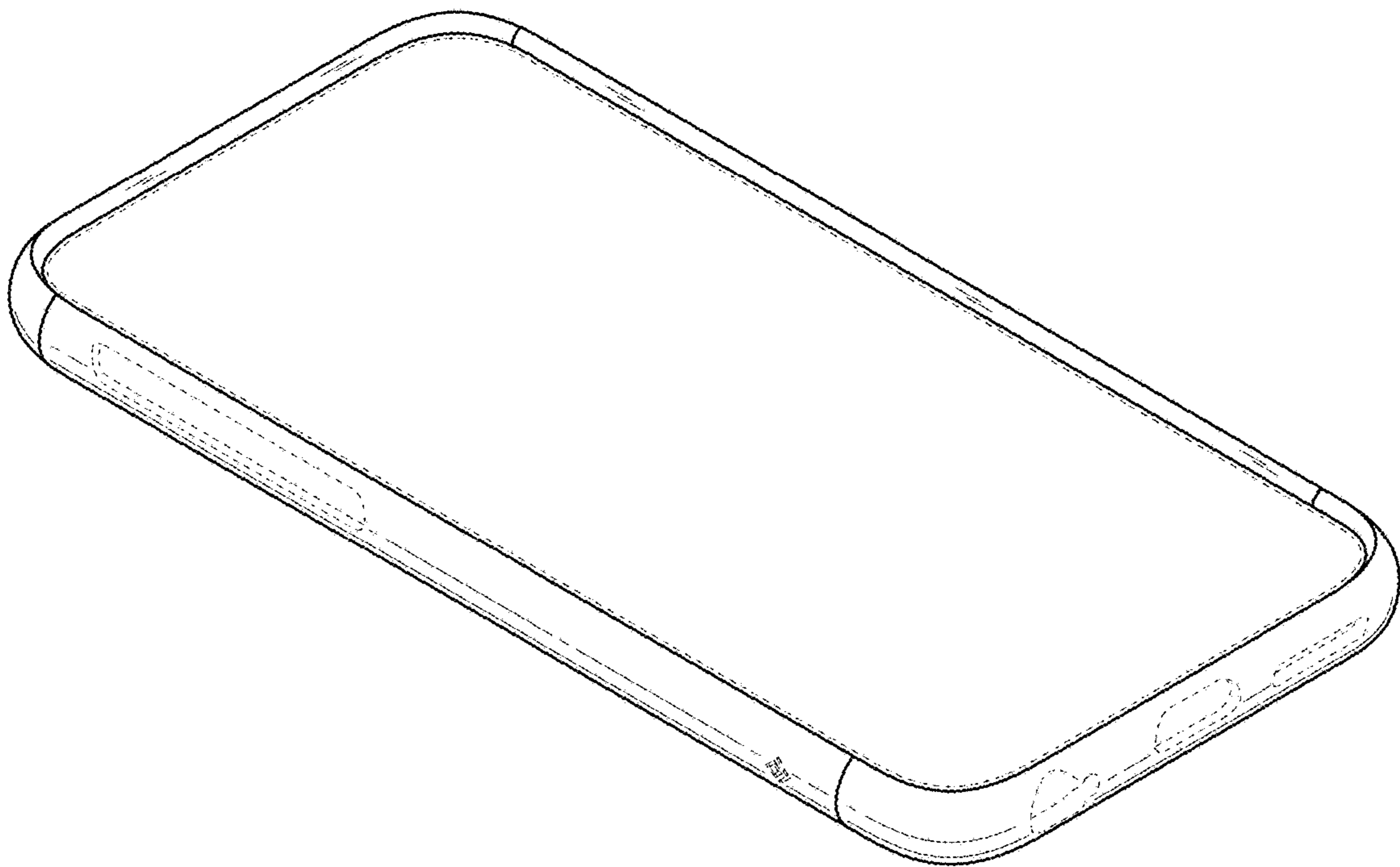


FIG. 8