



US00D781835S

(12) **United States Design Patent**  
**Kim et al.**

(10) **Patent No.:** **US D781,835 S**

(45) **Date of Patent:** **\*\* Mar. 21, 2017**

(54) **PHONE CASE**

(71) Applicant: **Modne, Inc.**, Cerritos, CA (US)

(72) Inventors: **WooJin Kim**, Fullerton, CA (US);  
**Saehee Park**, Arcadia, CA (US); **Judy Chung**, Arcadia, CA (US); **Seungchul Lee**, Anaheim, CA (US); **Kidong Kwon**, Glendale, CA (US); **TaeHun Kim**, Irvine, CA (US)

(73) Assignee: **MODNE, INC.**, Cerritos, CA (US)

(\*\*) Term: **15 Years**

(21) Appl. No.: **29/557,973**

(22) Filed: **Mar. 14, 2016**

(30) **Foreign Application Priority Data**

Oct. 19, 2015 (KR) ..... 30-2015-52569

(51) **LOC (10) Cl.** ..... **14-03**

(52) **U.S. Cl.**  
USPC ..... **D14/250**

(58) **Field of Classification Search**  
USPC ..... D14/238.1, 440, 203.3–203.7, 217, 240,  
D14/447, 250, 251–253, 248, 496, 391;  
D3/201, 218, 247, 269, 273, 301, 303;  
D13/103, 107–108, 119  
CPC H04B 1/3888; H04M 1/0283; H04M 1/0202;  
A45C 1/06; A45C 2011/002; A45C 11/00;  
A45C 13/02; A45F 2005/026; A45F  
2200/0525; A45F 2200/0516  
See application file for complete search history.

(56) **References Cited**

**U.S. PATENT DOCUMENTS**

D499,546 S \* 12/2004 Smithers ..... D3/218  
D543,541 S \* 5/2007 Chung ..... D3/218

D643,029 S \* 8/2011 Feng ..... D14/250  
D652,403 S \* 1/2012 Fahlgren ..... D14/138 G  
D663,263 S \* 7/2012 Gupta ..... D13/103  
D669,445 S \* 10/2012 Yeon ..... D14/138 AD  
D673,541 S \* 1/2013 Weller ..... D14/250  
D673,547 S \* 1/2013 Melanson ..... D14/250  
D676,844 S \* 2/2013 Weller ..... D14/250

(Continued)

*Primary Examiner* — Carla Jobe Wright

(74) *Attorney, Agent, or Firm* — Dorsey & Whitney LLP

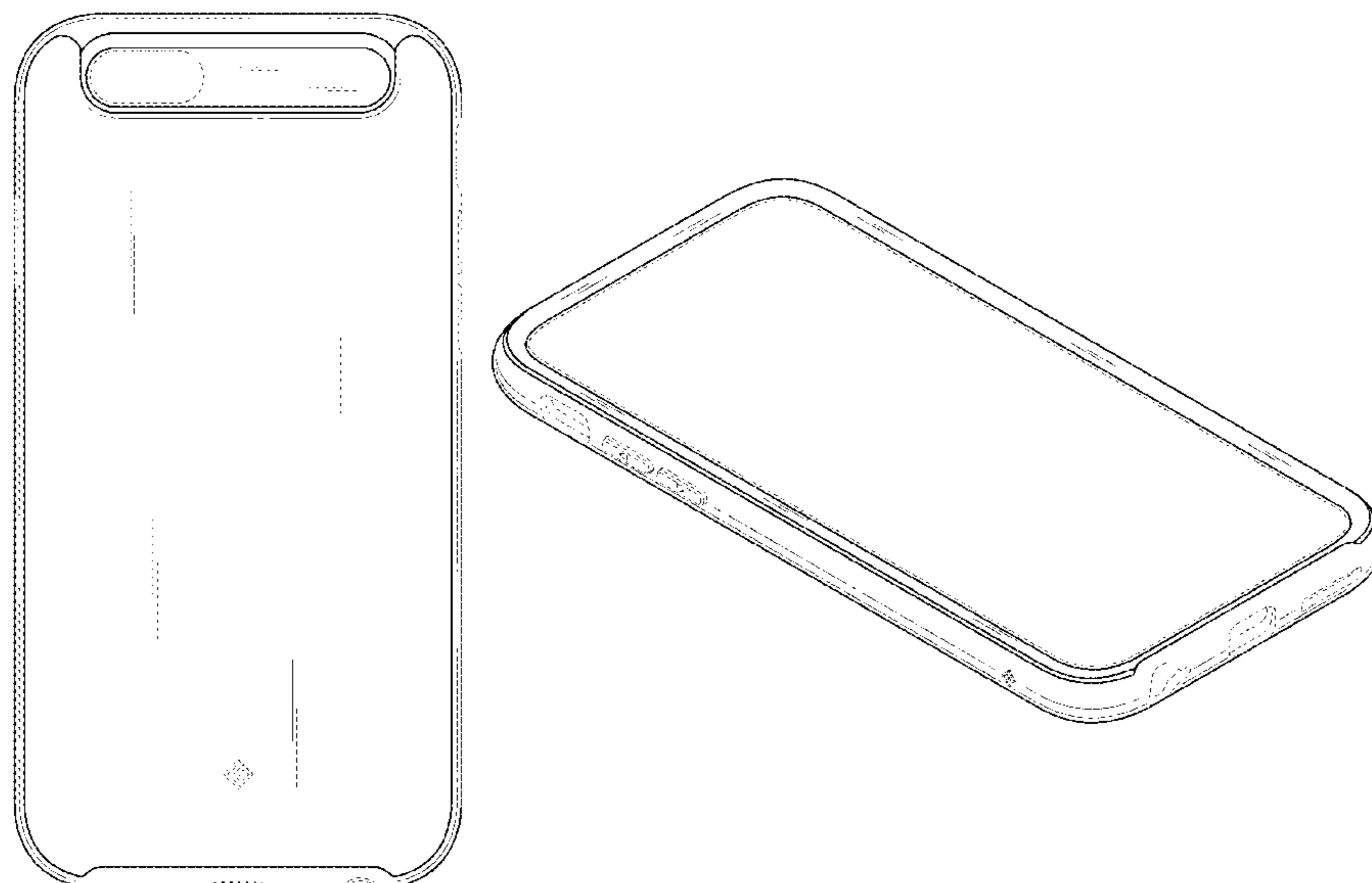
(57) **CLAIM**

The ornamental design for a phone case, as shown and described.

**DESCRIPTION**

FIG. 1 is an illustration of a front view of a phone case showing our new design;  
FIG. 2 is an illustration of a back view of the phone case;  
FIG. 3 is an illustration of a left side view of the phone case;  
FIG. 4 is an illustration of a right side view of the phone case;  
FIG. 5 is an illustration of a top view of the phone case;  
FIG. 6 is an illustration of a bottom view of the phone case;  
FIG. 7 is an illustration of an isometric view of the back of the phone case; and,  
FIG. 8 is an illustration of an isometric view of the front of the phone case.  
The broken lines immediately adjacent the shaded surfaces represent the bounds of the claimed design. All other broken lines depict environmental subject matter that forms no part of the claimed design. The broken lines and unshaded regions bounded by broken lines form no part of the claimed design.

**1 Claim, 6 Drawing Sheets**




(56)

**References Cited**


U.S. PATENT DOCUMENTS

D679,271	S *	4/2013	Liu .....	D13/103
D679,697	S *	4/2013	Murchison .....	D14/250
D681,022	S *	4/2013	Chang .....	D14/250
D685,776	S *	7/2013	Bau .....	D14/250
D698,768	S *	2/2014	Son .....	D14/248
D704,688	S *	5/2014	Reivo .....	D14/250
D715,787	S *	10/2014	Lee .....	D14/250
D717,286	S *	11/2014	Veldkamp .....	D14/250
D717,773	S *	11/2014	Fathollahi .....	D14/250
D717,774	S *	11/2014	Fathollahi .....	D14/250
D717,778	S *	11/2014	Zermeno .....	D14/250
D719,559	S	12/2014	Dukerschein et al.	
D721,065	S *	1/2015	Yoon .....	D14/250
D747,306	S	1/2016	Kim	
D748,614	S *	2/2016	Ju .....	D14/250
D749,068	S *	2/2016	Zaborski .....	D14/250
D749,555	S *	2/2016	Poon .....	D14/250
2016/0094263	A1 *	3/2016	Fathollahi .....	H04B 1/3888 455/575.8
2016/0113368	A1 *	4/2016	Tu .....	H04B 1/3888 206/45.23


\* cited by examiner



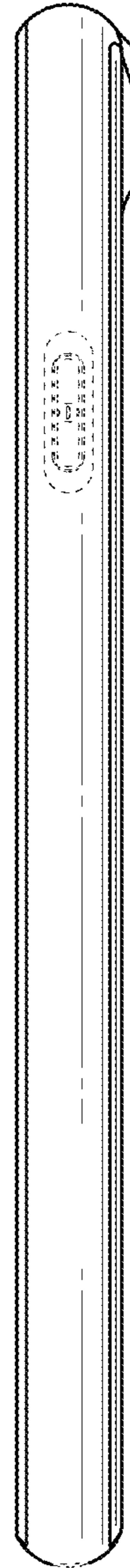
**FIG. 1**




**FIG. 2**



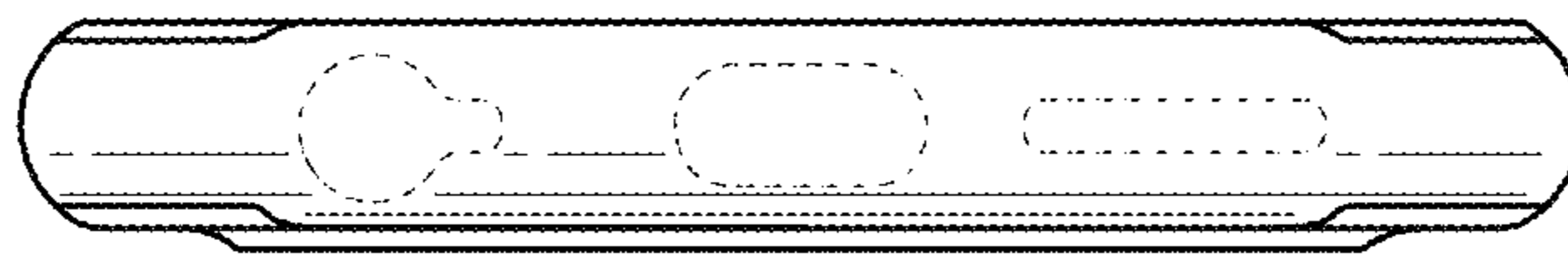
**FIG. 3**



**FIG. 4**

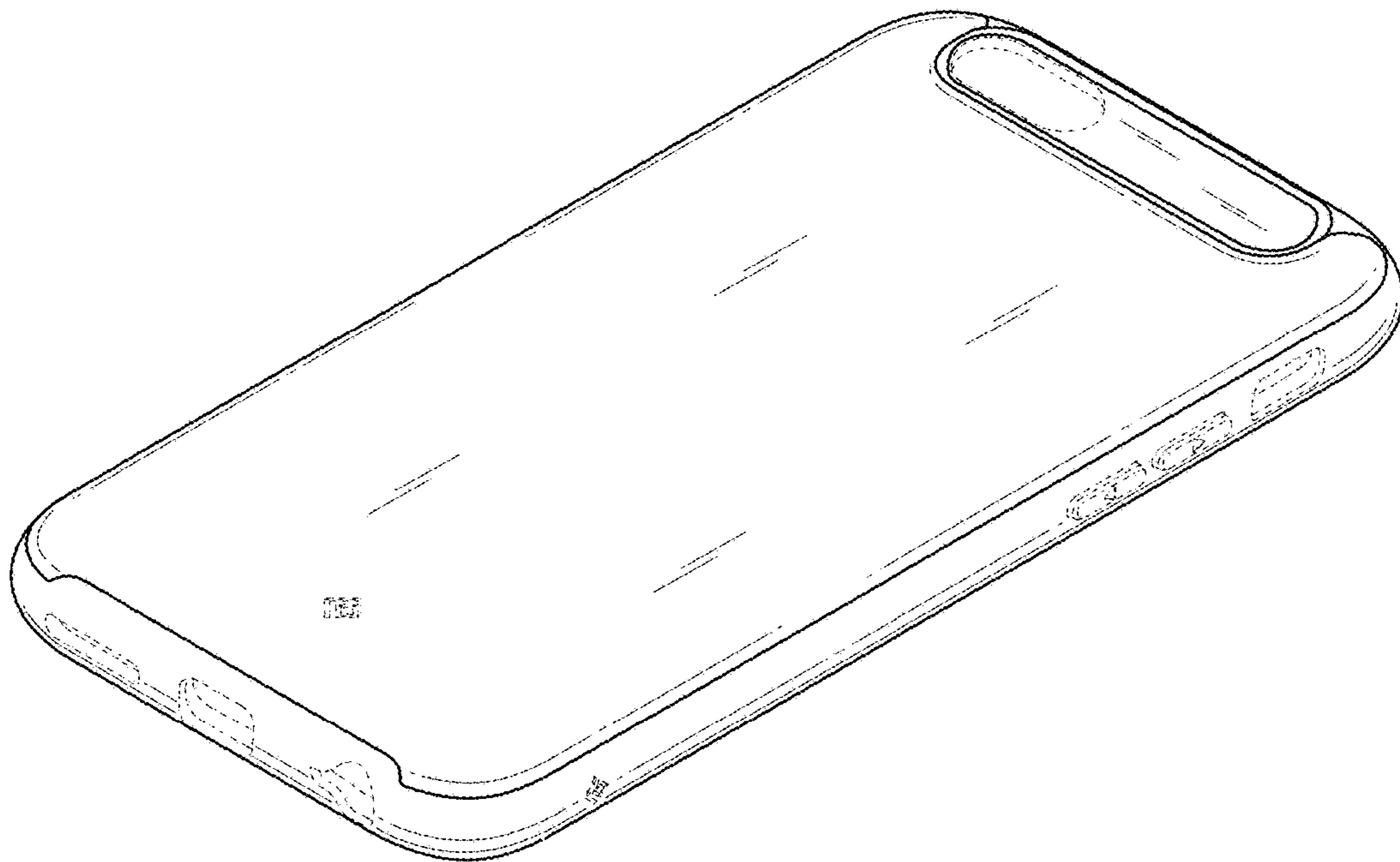


**FIG. 5**



**FIG. 6**





**FIG. 7**

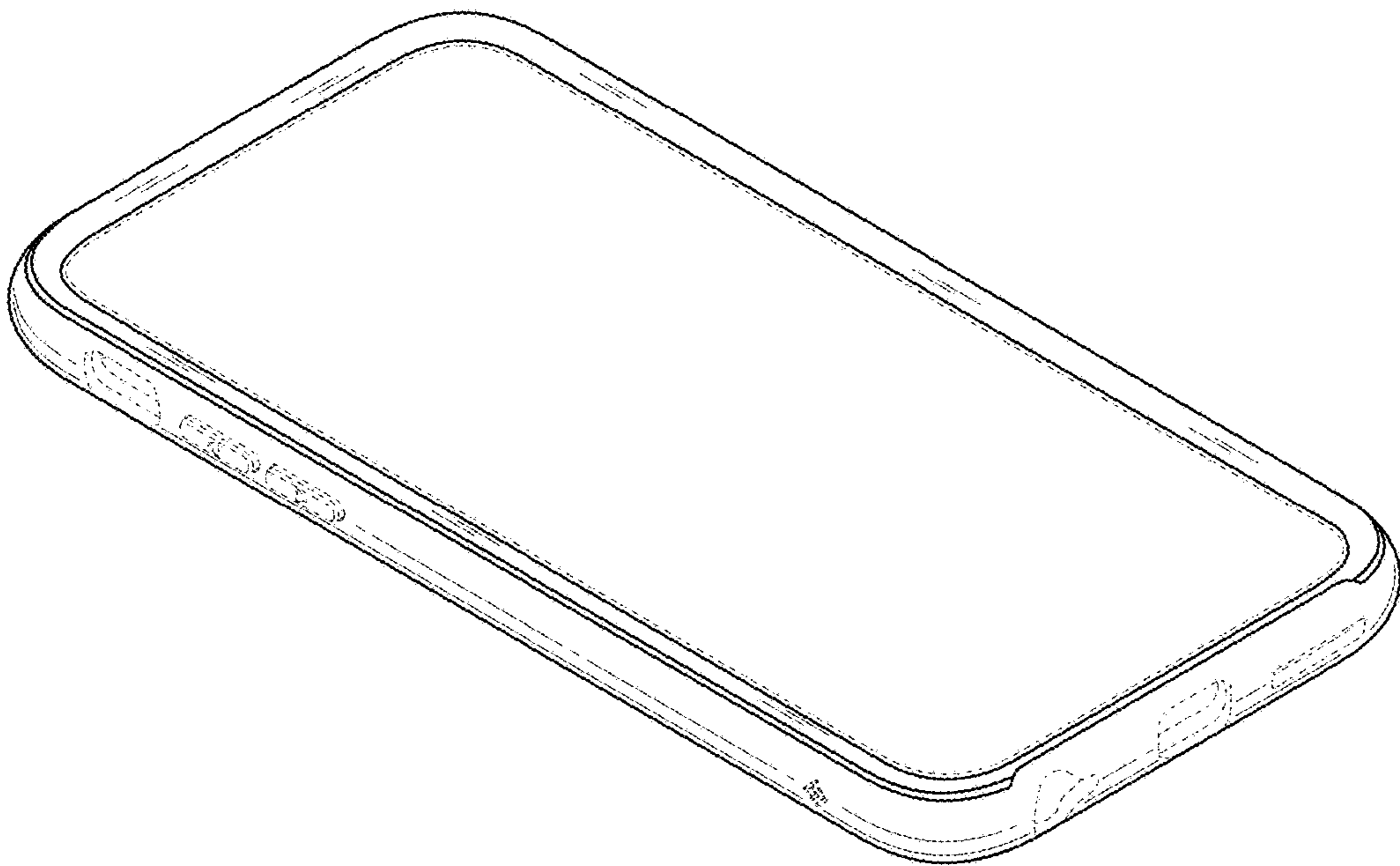


FIG. 8