



US00D781834S

(12) **United States Design Patent**
Kim et al.

(10) **Patent No.:** **US D781,834 S**

(45) **Date of Patent:** **** Mar. 21, 2017**

(54) **PHONE CASE**

(71) Applicant: **Modne, Inc.**, Cerritos, CA (US)

(72) Inventors: **WooJin Kim**, Fullerton, CA (US);
Saehee Park, Arcadia, CA (US); **Judy Chung**, Arcadia, CA (US); **Seungchul Lee**, Anaheim, CA (US); **Kidong Kwon**, Glendale, CA (US); **TaeHun Kim**, Irvine, CA (US)

(73) Assignee: **MODNE. INC.**, Cerritos, CA (US)

(**) Term: **15 Years**

(21) Appl. No.: **29/557,970**

(22) Filed: **Mar. 14, 2016**

(30) **Foreign Application Priority Data**

Oct. 19, 2015 (KR) 30-2015-52568

(51) **LOC (10) Cl.** **14-03**

(52) **U.S. Cl.**
USPC **D14/250**

(58) **Field of Classification Search**
USPC D14/238.1, 440, 203.3-203.7, 217, 240,
D14/447, 250, 251-253, 248, 496, 391;
D3/201, 218, 247, 269, 273, 301, 303;
D13/103, 107-108, 119
CPC H04B 1/3888; H04M 1/0283; H04M 1/0202;
A45C 1/06; A45C 2011/002; A45C 11/00;
A45C 13/02; A45F 2005/026; A45F
2200/0525; A45F 2200/0516
See application file for complete search history.

(56) **References Cited**

U.S. PATENT DOCUMENTS

D636,387 S * 4/2011 Willes D14/250
D637,590 S * 5/2011 Michie D14/250

D638,006 S * 5/2011 Chang D14/250
D640,219 S * 6/2011 Sutherland D14/138 G
D650,810 S * 12/2011 Lemelman D14/203.3
D651,203 S * 12/2011 Michie D14/250
D675,604 S * 2/2013 Limber D14/250
D689,851 S * 9/2013 Chang D14/250
D698,344 S * 1/2014 Weller D14/250

(Continued)

Primary Examiner — Carla Jobe Wright

(74) *Attorney, Agent, or Firm* — Dorsey & Whitney LLP

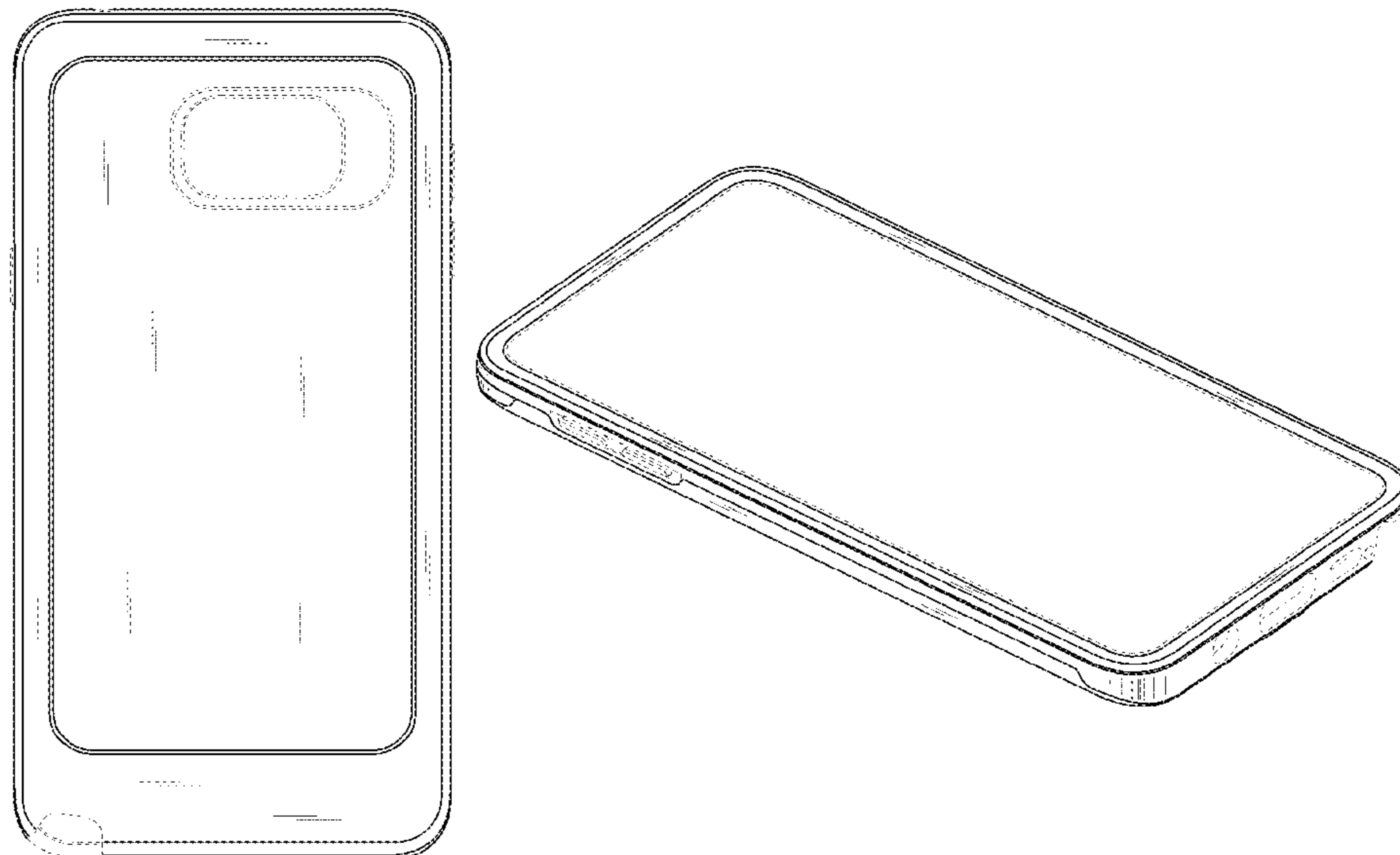
(57) **CLAIM**

The ornamental design for a phone case, as shown and described.

DESCRIPTION

FIG. 1 is an illustration of a front view of a phone case showing our new design;
FIG. 2 is an illustration of a back view of the phone case;
FIG. 3 is an illustration of a left side view of the phone case;
FIG. 4 is an illustration of a right side view of the phone case;
FIG. 5 is an illustration of a top view of the phone case;
FIG. 6 is an illustration of a bottom view of the phone case;
FIG. 7 is an illustration of an isometric view of the back of the phone case; and,
FIG. 8 is an illustration of an isometric view of the front of the phone case.
The broken lines immediately adjacent the shaded surfaces represent the bounds of the claimed design. All other broken lines depict environmental subject matter that forms no part of the claimed design. The broken lines and unshaded regions bounded by broken lines form no part of the claimed design.

1 Claim, 6 Drawing Sheets



(56)

References Cited

U.S. PATENT DOCUMENTS

D698,345 S *	1/2014	Chang	D14/250
D699,714 S *	2/2014	Melanson	D14/250
D703,652 S *	4/2014	Melanson	D14/250
D703,653 S *	4/2014	Brubaker	D14/250
D703,654 S *	4/2014	Melanson	D14/250
D709,063 S *	7/2014	Chang	D14/250
D719,559 S	12/2014	Dukerschein et al.	
D721,069 S *	1/2015	Havens	D14/250
D747,306 S	1/2016	Kim	
D756,977 S *	5/2016	Schriefer	D14/250
D763,842 S *	8/2016	Chang	D14/250
D765,633 S *	9/2016	Northrup	D14/250
D765,635 S *	9/2016	Chang	D14/250
D765,638 S *	9/2016	Gaylord	D14/250
D771,611 S *	11/2016	Chang	D14/250
2015/0189963 A1 *	7/2015	Lai	A45C 13/008 224/191

* cited by examiner




FIG. 1




FIG. 2




Fig. 3




Fig. 4

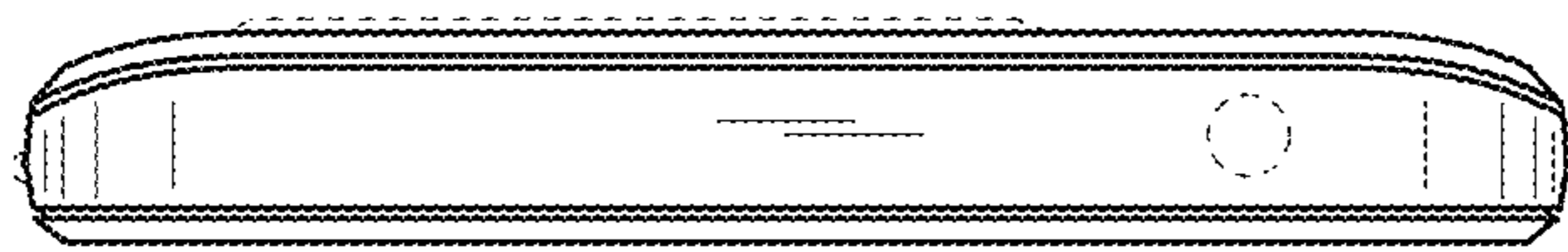


FIG. 5




FIG. 6

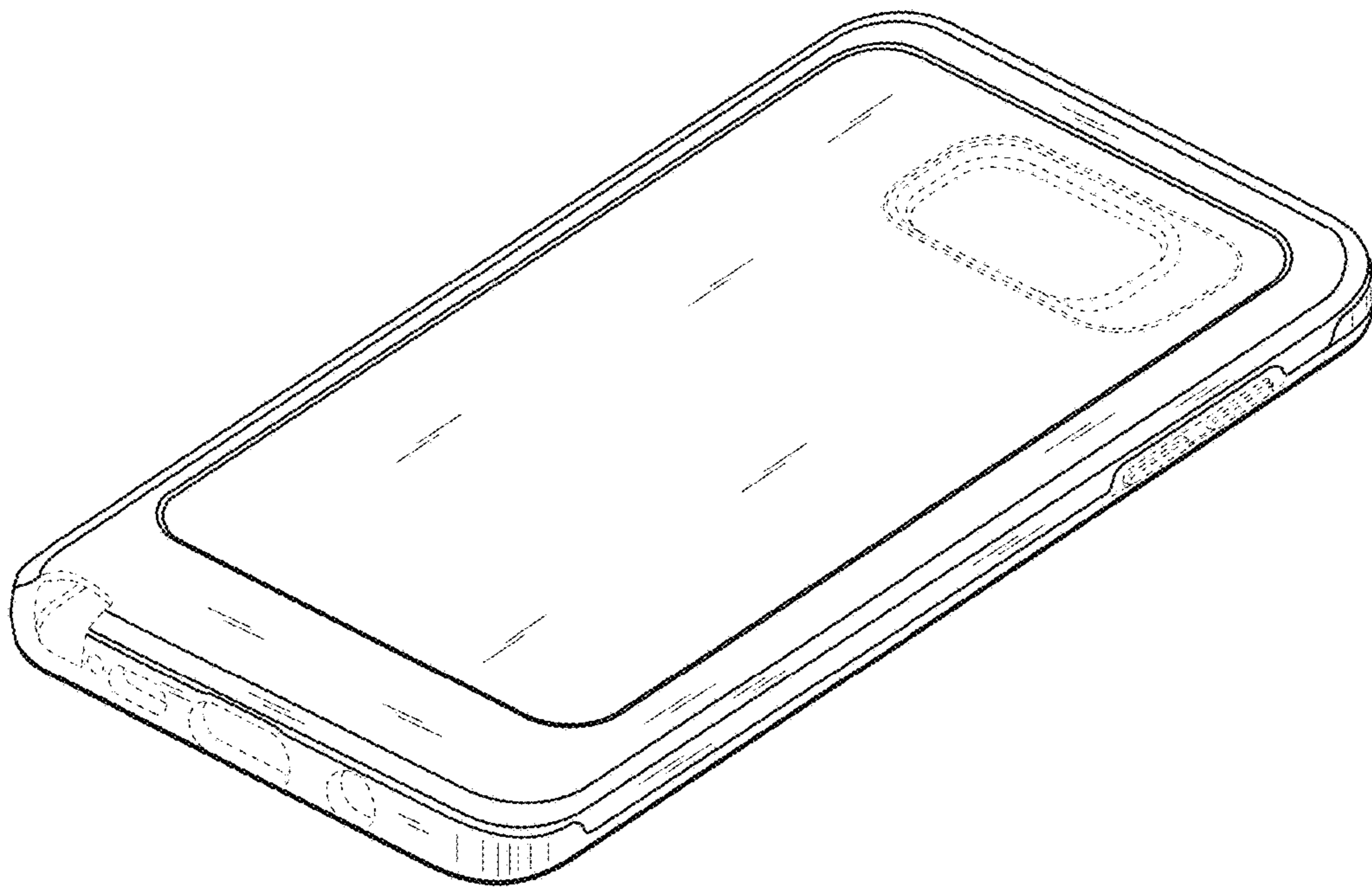


FIG. 7

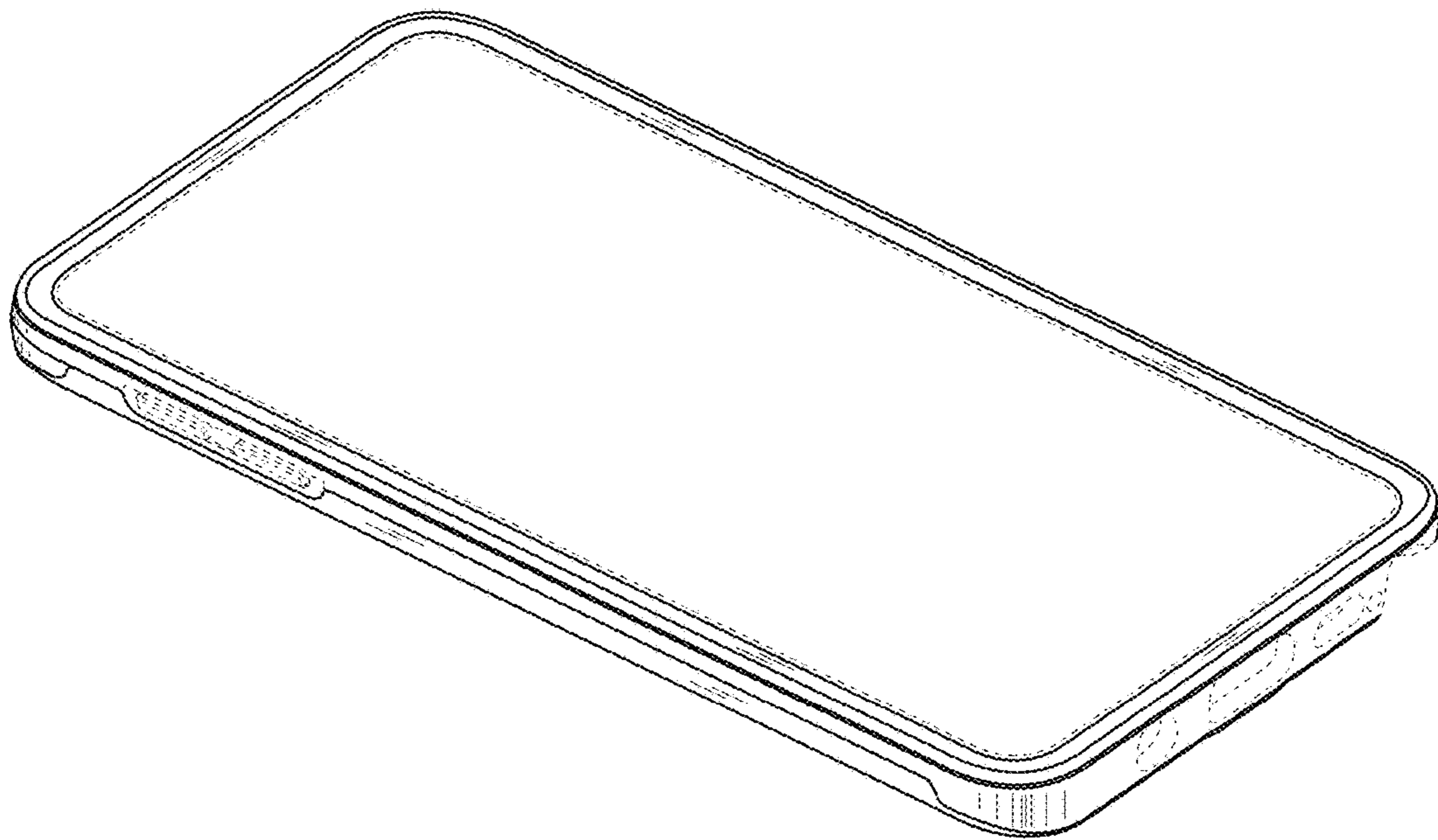


FIG. 8