



US00D781830S

(12) **United States Design Patent**
Stewart

(10) **Patent No.:** **US D781,830 S**
(45) **Date of Patent:** **** Mar. 21, 2017**

(54) **CELL PHONE CASE**

(71) Applicant: **Griffin Technology, LLC**, Irvine, CA
(US)

(72) Inventor: **Brittany L. Stewart**, Nashville, TN
(US)

(73) Assignee: **Griffin Technology, LLC**, Irvine, CA
(US)

(**) Term: **14 Years**

(21) Appl. No.: **29/501,129**

(22) Filed: **Sep. 2, 2014**

(51) **LOC (10) Cl.** **14-03**

(52) **U.S. Cl.**
USPC **D14/250**

(58) **Field of Classification Search**
USPC D14/238.1, 250, 440, 203.3-203.7, 217,
D14/240, 248, 251-253, 447, 496, 143,
D14/189, 203.2; D3/201, 218, 247, 269,
D3/273, 301, 303; D13/103, 107-108,
D13/119

CPC A45C 1/06; A45C 11/00; A45C 13/02; A45C
2011/002; A45F 5/02; A45F 2005/026;
A45F 2200/0525; A45F 2200/0516; H04B
1/3888; H04M 1/0283; H04M 1/0202
See application file for complete search history.

(56) **References Cited**

U.S. PATENT DOCUMENTS

1,759,974 A * 5/1930 Campbell A45C 11/00
150/100
D229,579 S * 12/1973 Fink D14/189
D282,743 S * 2/1986 Huang D14/143
D291,568 S * 8/1987 Basch D14/143
D442,599 S * 5/2001 Cecilia D14/403

D448,923 S * 10/2001 Willingham D3/216
D450,447 S * 11/2001 Willingham D3/216
D479,085 S * 9/2003 Geary D3/270
D687,428 S * 8/2013 Kim D14/253
8,675,862 B1 * 3/2014 Lin H04M 1/185
379/437
D711,865 S * 8/2014 Smith D14/250
D717,779 S * 11/2014 Dong D14/250

(Continued)

OTHER PUBLICATIONS

Review: Griffin KaZoo for iPhone 5, published Oct. 17, 2012,
URL<<http://www.ilounge.com/index.php/reviews/entry/griffinkazooforiphone5>>, retrieved from internet on Jan. 11, 2016.*

Primary Examiner — Carla Jobe Wright

(74) *Attorney, Agent, or Firm* — Manatt, Phelps &
Phillips, LLP

(57) **CLAIM**

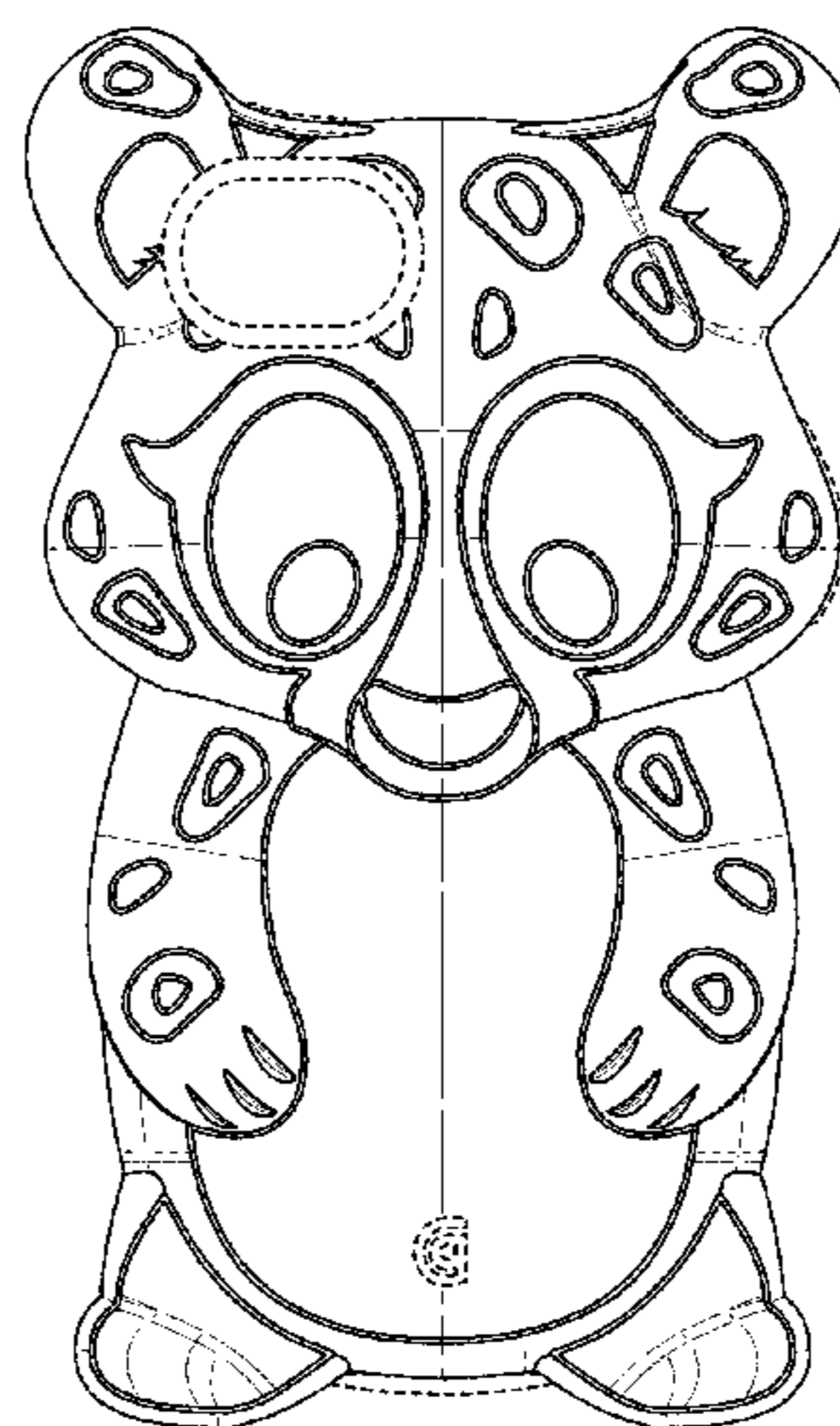

The ornamental design for a cell phone case, as shown and
described.

DESCRIPTION

FIG. 1 is an isometric front view of a cell phone case
showing my new design;
FIG. 2 is a top view of the cell phone case;
FIG. 3 is a left side view of the cell phone case;
FIG. 4 is a front view of the cell phone case;
FIG. 5 is a right side view of the cell phone case;
FIG. 6 is a bottom view of the cell phone case; and,
FIG. 7 is a back view of the cell phone case.

The broken lines in the drawings depict portions of the cell
phone case that form no part of the claimed design. The
broken lines and unshaded surfaces bounded by broken lines
form no part of the claimed design.

1 Claim, 3 Drawing Sheets



(56)

References Cited

U.S. PATENT DOCUMENTS

D719,948 S * 12/2014 Dong D14/250
D743,805 S * 11/2015 Glass D9/431
D745,411 S * 12/2015 Glass D9/431
2013/0249358 A1* 9/2013 Stevenson H05K 5/0004
312/223.1
2014/0221058 A1* 8/2014 Jand A45C 11/00
455/575.8

* cited by examiner




FIG. 1

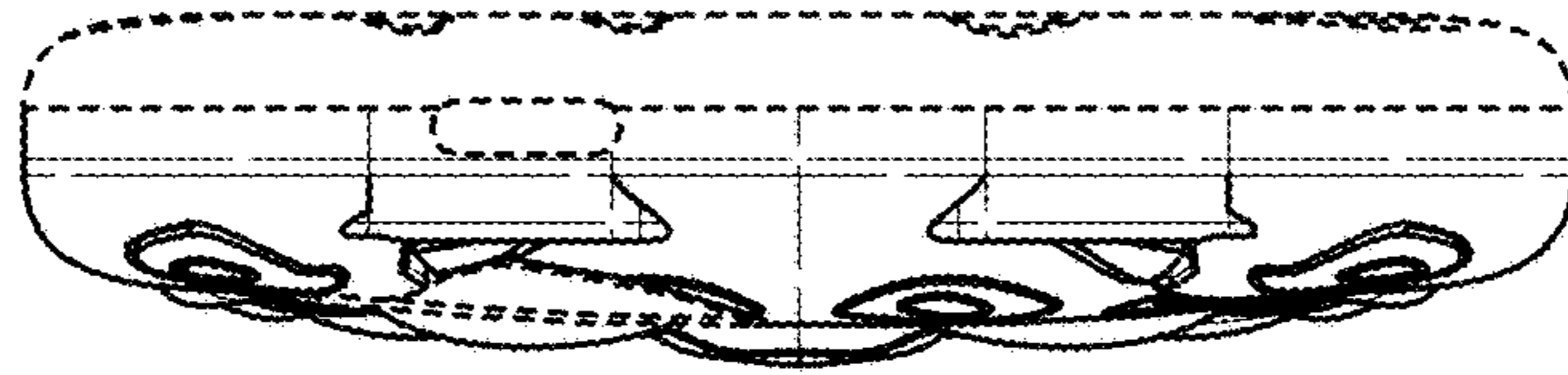


FIG. 2




FIG. 3

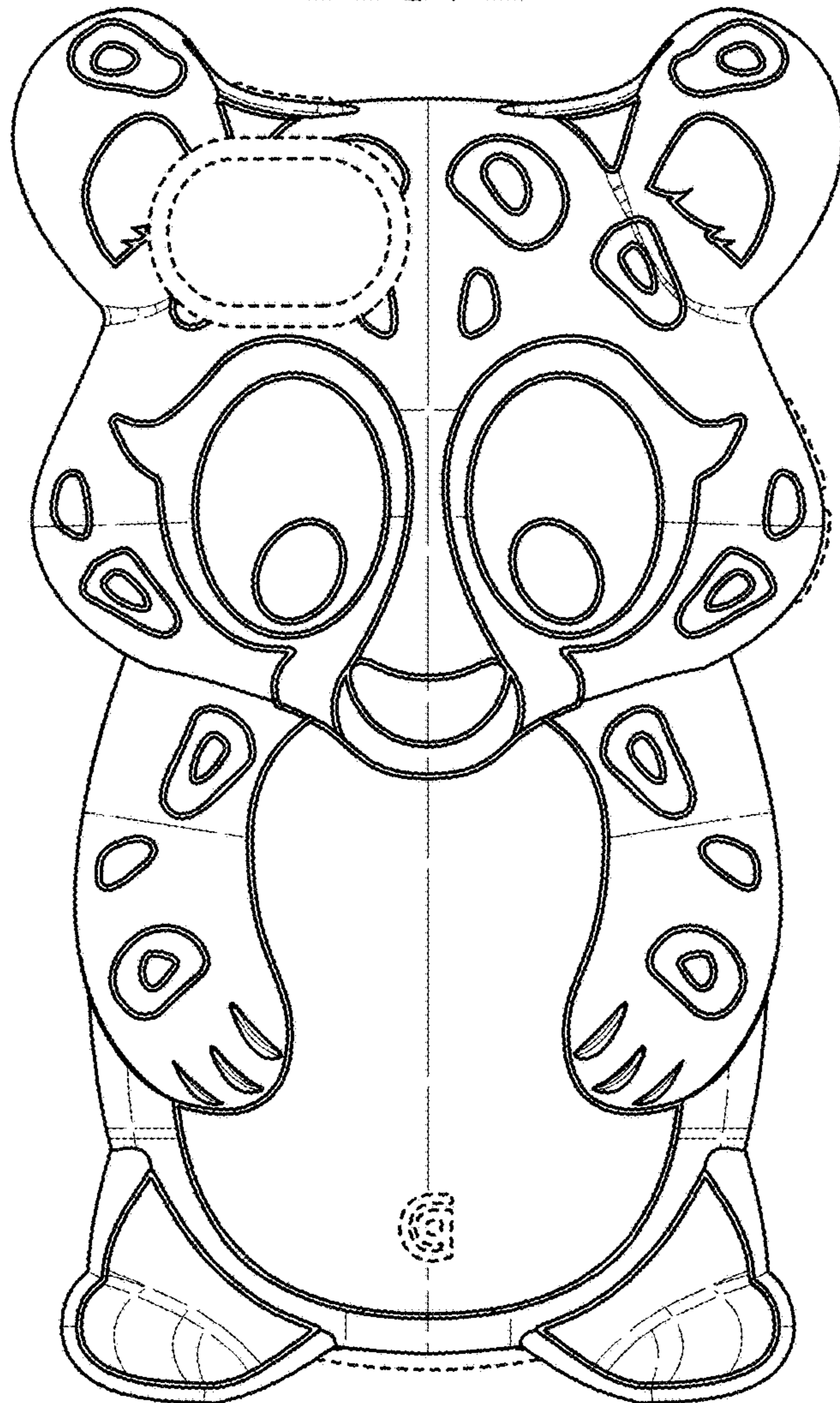


FIG. 4

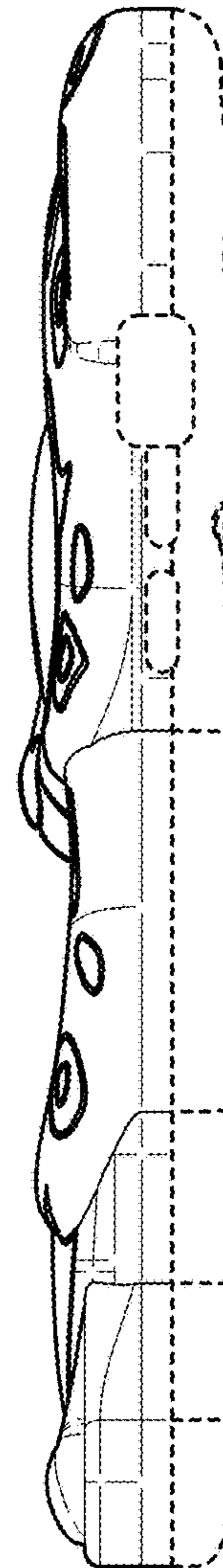


FIG. 5

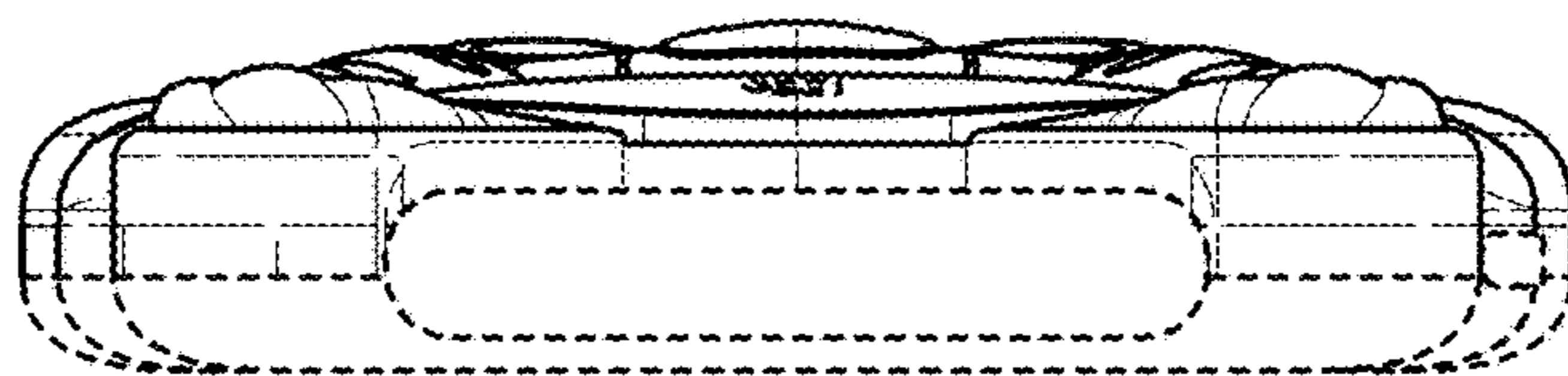


FIG. 6

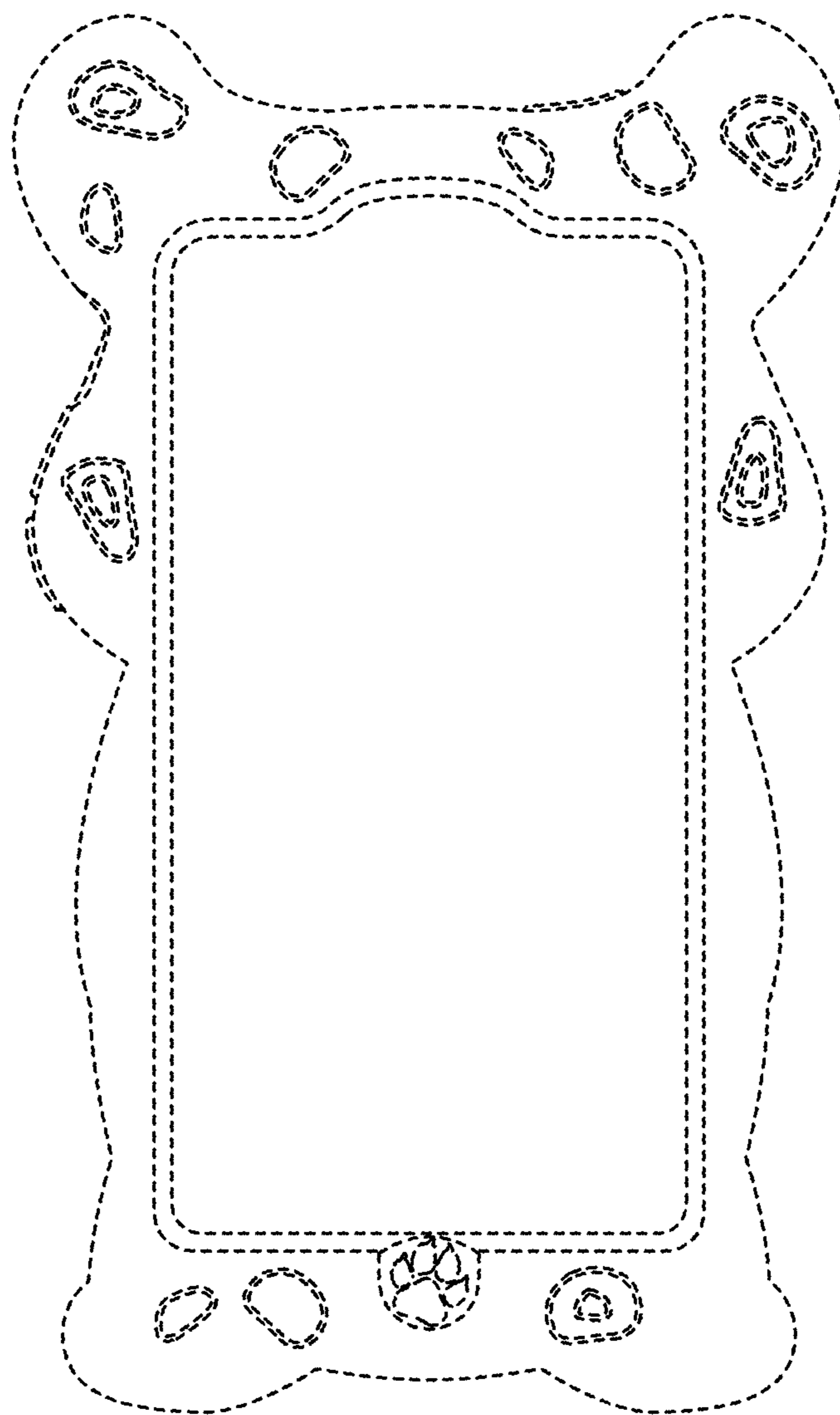


FIG. 7