



US00D781829S

(12) **United States Design Patent**
Kim et al.

(10) **Patent No.:** **US D781,829 S**

(45) **Date of Patent:** **** Mar. 21, 2017**

(54) **ELECTRONIC DEVICE**

(71) Applicant: **Samsung Electronics Co., Ltd.**,
Suwon-si (KR)

(72) Inventors: **Sung-Kwon Kim**, Seoul (KR);
Sang-Min Hyun, Seoul (KR);
Kwan-Eui Hong, Yongin-si (KR)

(73) Assignee: **SAMSUNG ELECTRONICS CO., LTD.**,
Suwon-si (KR)

(**) Term: **15 Years**

(21) Appl. No.: **29/528,104**

(22) Filed: **May 26, 2015**

(30) **Foreign Application Priority Data**

Dec. 1, 2014 (KR) 30-2014-0058127

(51) **LOC (10) Cl.** **14-03**

(52) **U.S. Cl.**
USPC **D14/248**

(58) **Field of Classification Search**
USPC D14/138 AA, 138 AB, 138 AD, 138 AC,
D14/138 C, 138 G, 138 R, 248, 250, 253,
D14/341, 440; D3/215, 218
CPC H05K 5/0217; H04M 1/03; H04B 1/3888;
H04N 5/2252; A45C 2011/002
See application file for complete search history.

(56) **References Cited**

U.S. PATENT DOCUMENTS

D476,303 S * 6/2003 Lee D14/138 AB
D555,654 S * 11/2007 Chen D14/441
D572,228 S * 7/2008 Kwon D14/138 AB
D586,316 S * 2/2009 Mitchell D14/138 AB
D597,548 S * 8/2009 Yang D14/441

D694,730 S * 12/2013 Lee D14/138 G
D698,341 S * 1/2014 Lee D14/248
D729,217 S * 5/2015 Bae D14/248
D729,784 S * 5/2015 Ryu D14/248

(Continued)

FOREIGN PATENT DOCUMENTS

CN 302716352 S 1/2014
CN 302736217 S 2/2014

(Continued)

OTHER PUBLICATIONS

Vivo Y15 product specifications page, GSMarena.com, 2013,
Retrieved Oct. 26, 2016 from <URL: http://www.gsmarena.com/vivo_y15-pictures-6804.php>.*

Primary Examiner — Sheryl Lane

Assistant Examiner — Calvin E Vansant

(74) *Attorney, Agent, or Firm* — McAndrews Held &
Malloy, Ltd.


(57) **CLAIM**

The ornamental design for an electronic device, as shown
and described.

DESCRIPTION

FIG. 1 is a top left rear perspective view of an electronic
device showing our new design;
FIG. 2 is a rear elevation view thereof;
FIG. 3 is a front elevation view thereof;
FIG. 4 is a right side elevation view thereof;
FIG. 5 is a left side elevation view thereof;
FIG. 6 is a top plan view thereof;
FIG. 7 is a bottom plan view thereof; and,
FIG. 8 is a top right front perspective view thereof.
The dashed broken lines are for environmental purposes
only and form no part of the claimed design.

1 Claim, 6 Drawing Sheets



(56)

References Cited

U.S. PATENT DOCUMENTS

D757,716 S * 5/2016 Park D14/341
D757,717 S * 5/2016 Park D14/341

FOREIGN PATENT DOCUMENTS

EM 001139711-0005 8/2009
KR 300625764 12/2011
KR 300712651 10/2013

* cited by examiner

FIG. 1

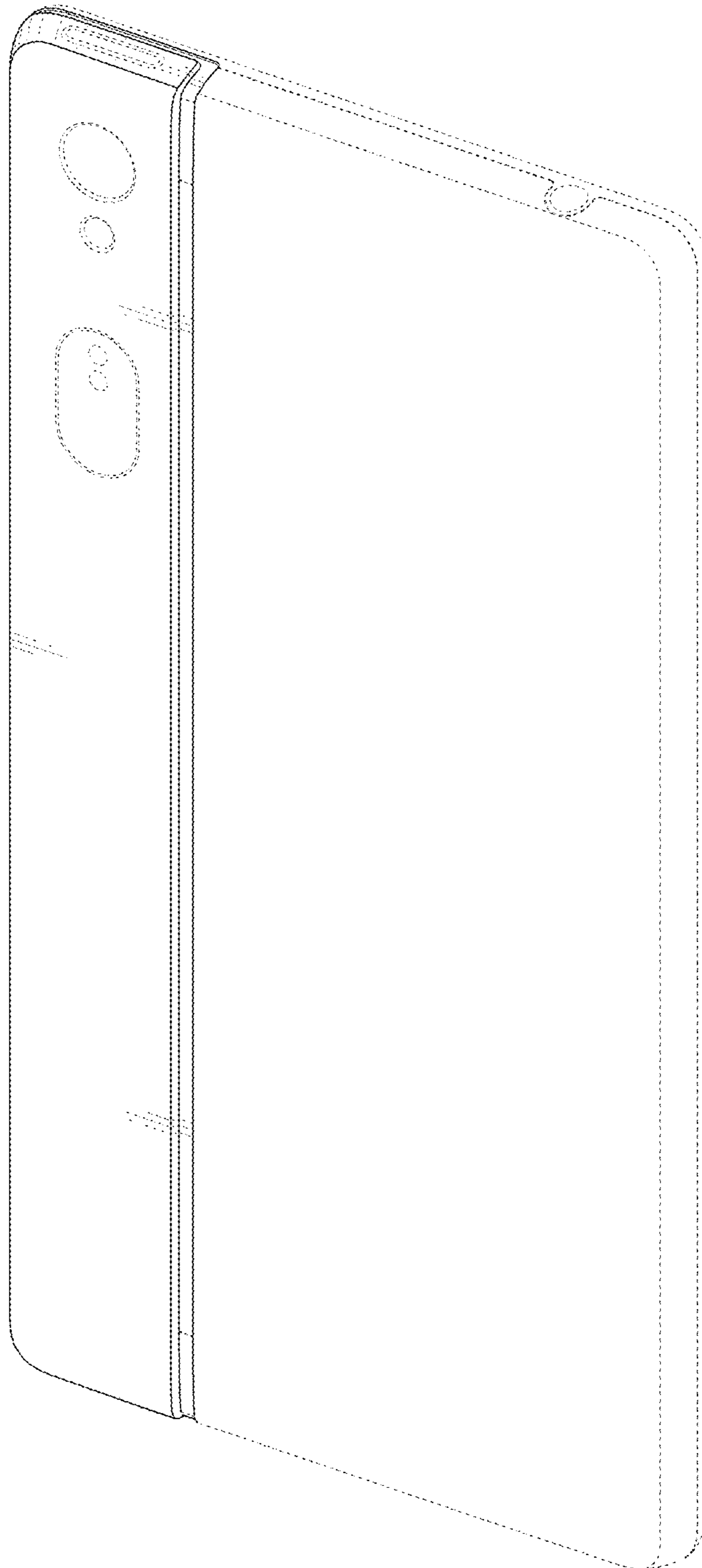


FIG. 2

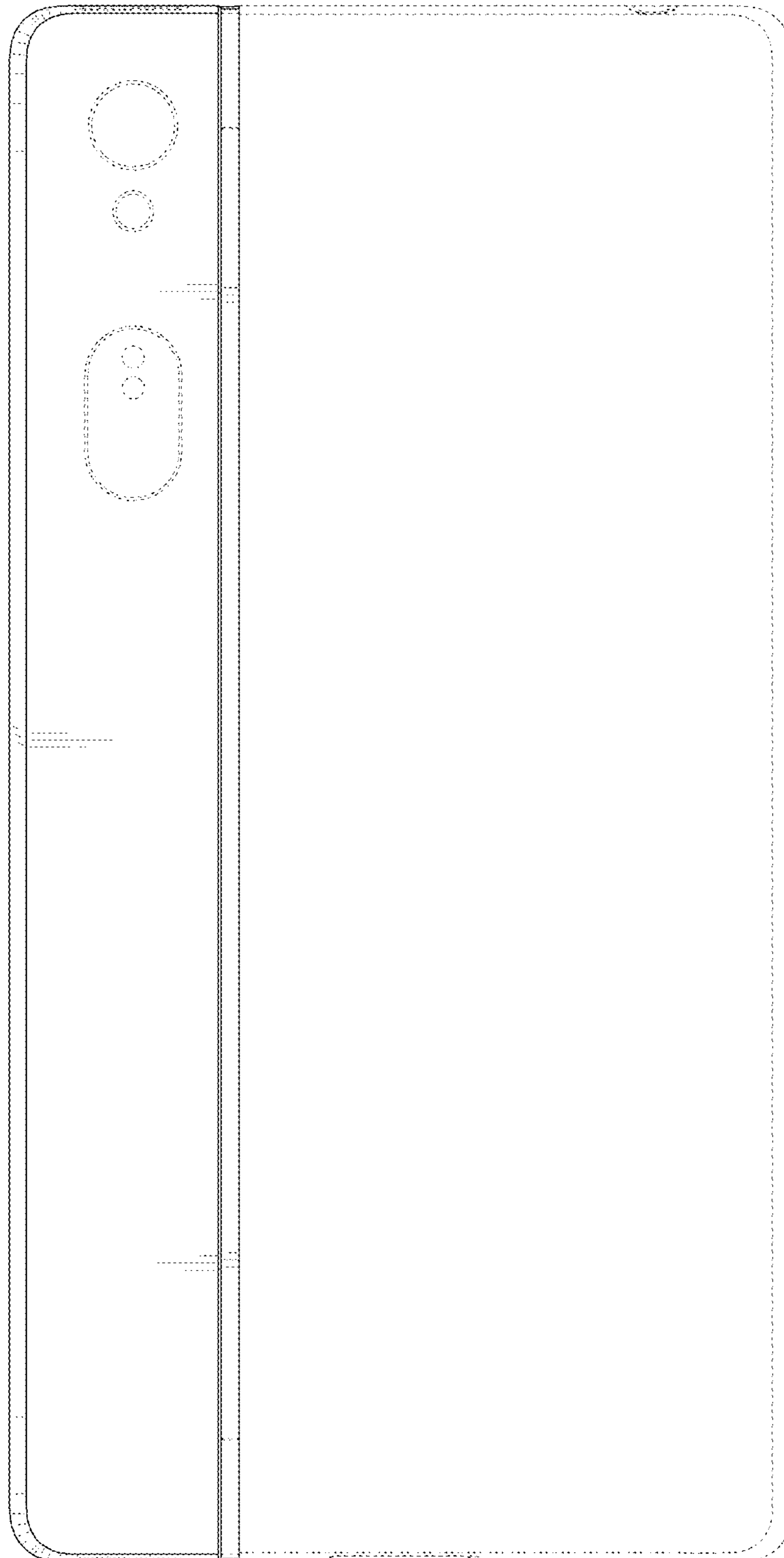


FIG. 3




FIG. 4




FIG. 5




FIG. 6




FIG. 7




FIG. 8

